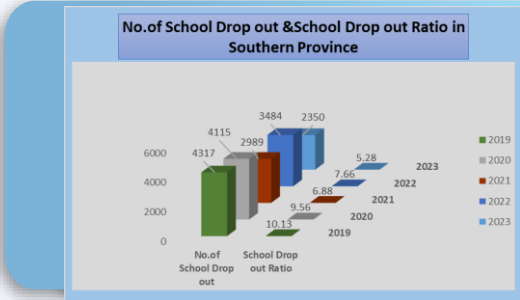


PROGRESS OF THE STRATEGIC CORPORATE PLAN SOUTHERN PROVINCE - (2020 -2024)

06

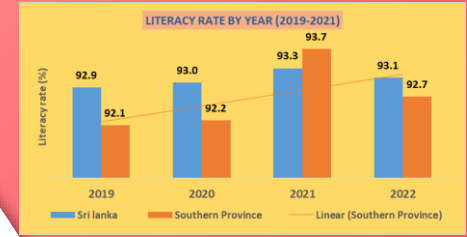


Student dropout rate
9% to 7%

4.85%
Decreased

Target Achieved Source: Southern Provincial Education Dept

01



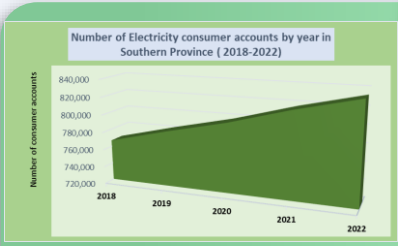
Literacy Rate
92% to 93%

0.6%
Increased.

Source: Labor Force Survey 2019 - 2022 DCS



05

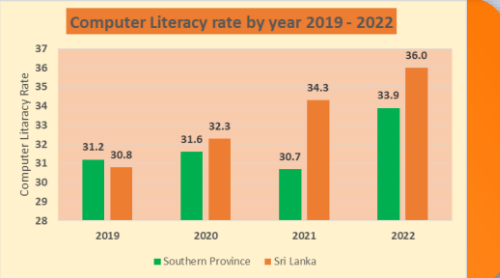


Electricity obtained
92% to 95%

2%
Increased

Source: Annual Report 2020, CEB

02

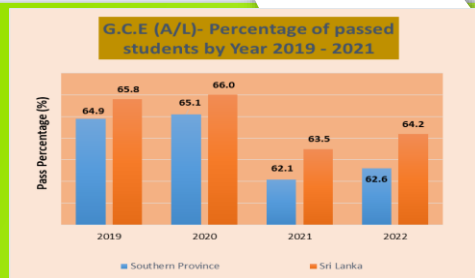


ICT Literacy Rate
29.30% to 35%

2.7%
Increased

Source: Labor Force Survey 2019-2022, DCS

04

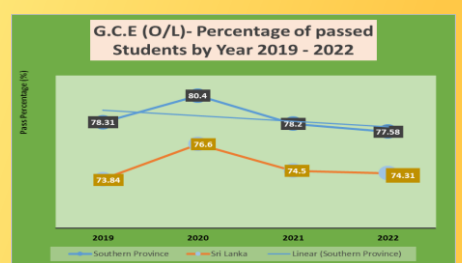


GCE A/L
63.69% to 70%

2.3%
Decreased

Source: Southern Provincial Education Dept

03



GCE O/L
78.31% to 90%

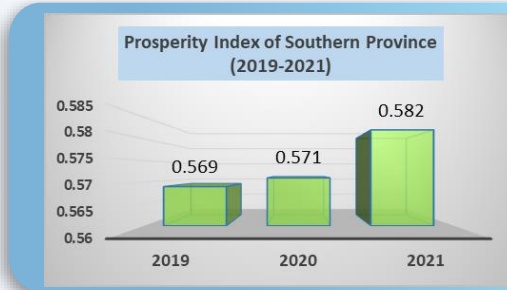
0.73%
Increased

Source: Southern Provincial Education Dept

Our Development Goals / Corporate Goals
Target to be completed in 2024
Base Year 2019
Figures updated as at 31.12.2023

PROGRESS OF THE STRATEGIC CORPORATE PLAN SOUTHERN PROVINCE - (2020 -2024)

12



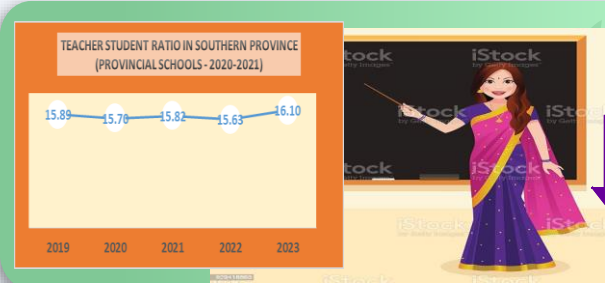
Prosperity index
0.470 to 0.500

Source: Annual Report 2020, Central Bank

2.3 %
Increased

Target Achieved

11



Teacher Student Ratio
1.17 to 1.16

Source: Southern Provincial Education Dept

Remain as
1:16

Target Achieved

10

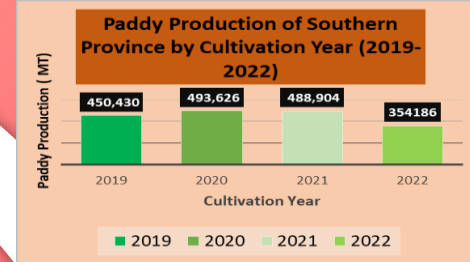
Province	2020	2021
Western	38	43
Central	11	10
Southern	10	9
Northern	5	4
Eastern	6	5
North Western	11	11
North Central	6	5
Uva	5	5
Sabaragamuwa	8	7

Contribution of GDP 10% to 12%

Source: Annual Report 2020, Central Bank

Decrease
1%

07



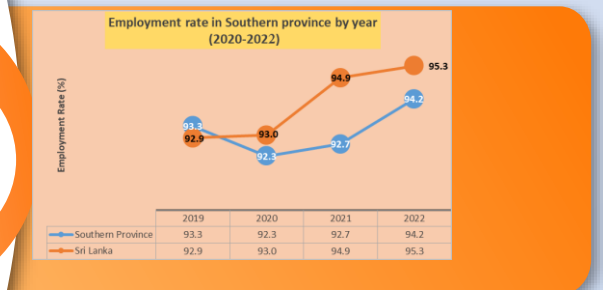
Annual Paddy Production
From 422,084 MT to 450,000 MT

Source: Paddy statistics (2019,2022), DCS

21.37 %
Decreased

Target Achieved

08



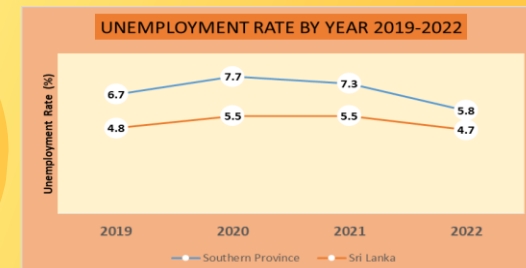
Employment rate
94.30% to 95%

Source: Labor Force Survey 2019 - 2022 DCS

0.9%
Increased

Target Achieved

09



Unemployment rate
7.7% to 7.3%

Source: Labor Force Survey 2019 - 2022 DCS

0.9%
Increased

Target Achieved

Our Development Goals / Corporate Goals
Target to be completed in 2024
Base Year 2019

Figures updated
as at 31.12.2023

