



BUILDING SCHEDULE OF RATES (BSR) - 2026

MATARA DISTRICT, SOUTHERN PROVINCE

SOUTHERN PROVINCIAL ENGINEERING SERVICES OFFICE
FORT, GALLE

දිස්ත්‍රික් ලේකම්වරුන් / පළාත් අමාත්‍යාංශ ලේකම්වරුන්
පළාත් දෙපාර්තමේන්තු ප්‍රධානීන් / පළාත් අධිකාරි ප්‍රධානීන්
ආයතන ප්‍රධානීන්

2026 වර්ෂය සඳහා අනුමත ඉදිකිරීම් රේට් මිල ගණන්

දකුණු පළාත් මූල්‍ය රීති සංග්‍රහයේ රීති 425 අනුව, දකුණු පළාත් ප්‍රධාන ලේකම්ගේ ප්‍රධානත්වයෙන් 2025.11.27 දින පැවති පළාත් රේට් කමිටුව විසින් 2026 වර්ෂය සඳහා සකස් කර තිබෙන ගොඩනැගිලි, වාරිමාර්ග සහ මහාමාර්ග මිල ගණන් ලේඛන අනුමත කරන ලදී. අනුමත මිල ගණන් ලේඛන (BSR, ISR, HSR) ප්‍රධාන ලේකම් කාර්යාලයේ www.cs.sp.gov.lk වෙබ් අඩවියෙන් ලබාගත හැකිය.

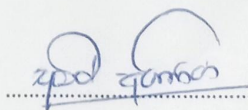
02. 2026.01.01 දින සිට සකස් කරනු ලබන ඉදිකිරීම් ඇස්තමේන්තු එම මිල ගණන් අනුව සකස් කිරීම සඳහා භාවිතා කළ හැකි බව මෙමගින් කාරුණිකව දන්වා සිටිමි.

03. මෙම මිල ගණන් ලේඛන වල සඳහන් නොමැති විශේෂ මිල ගණන් සකස් කිරීමට සිදු වන අවස්ථාවන්හිදී අදාළ විශේෂ මිල ගණන්(SSR) සහ විචලන වැඩ සඳහා අවශ්‍ය වන මිල විශ්ලේෂණ (Rate Breakdown) අනුමත කිරීමේ බලතල දකුණු පළාත් ප්‍රධාන ලේකම් (මුදල්) වනුලේඛ 11/2019 ප්‍රකාරව ක්‍රියාත්මක කළ යුතුය.

04. මෙම අනුමත මිල ගණන් ලේඛන වල මිල ගණන්වල සංශෝධනයන් සිදු කිරීමට අවශ්‍ය වුවහොත්, එම සංශෝධන පළාත් රේට් කමිටු ලේකම් විසින් අවශ්‍ය අවස්ථාවන්හිදී දැනුවත් කිරීමට කටයුතු කරනු ඇත.


පළාත් රේට් කමිටුව
2025.11.27 වන දින

සභාපති ප්‍රධාන ලේකම්, දකුණු පළාත



ප්‍රධාන අලුත්කොන්
ප්‍රධාන ලේකම්
දකුණු පළාත

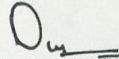
සාමාජික නියෝජ්‍ය ප්‍රධාන ලේකම්
(ඉංජිනේරු සේවා), දකුණු පළාත



ඉංජි. කේ. කේ. සමග්ගිලක
සියෝපස ප්‍රධාන ලේකම් (ඉංජිනේරු සේවා)
දකුණු පළාත් ඉංජිනේරු සේවා කාර්යාල
කොටුඩ - ශාඛ.

දිල්හානි පී. ලියනගේ
නියෝජ්‍ය ප්‍රධාන ලේකම් (මූල්‍ය කළමනාකරණ)
ප්‍රධාන ලේකම් කාර්යාලය,
දකුණු පළාත.

සාමාජික නියෝජ්‍ය ප්‍රධාන ලේකම් (මූල්‍ය
කළමනාකරණ), දකුණු පළාත




සාමාජික නියෝජ්‍ය ප්‍රධාන ලේකම්
(සැලසුම් හා මෙහෙයුම්), දකුණු
පළාත



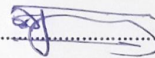
එම්. තේජි විජි. ඩී. ඩේ. ජයසේකර
නියෝජ්‍ය ප්‍රධාන ලේකම් (සැලසුම් හා මෙහෙයුම්)
දකුණු පළාත් සැලසුම් ලේකම් කාර්යාලය
අංක 153 ඩී. එස්. එම්. දිසානායක මාවත
මාලු

සාමාජික පළාත් වාරිමාර්ග අධ්‍යක්ෂ, දකුණු
පළාත් වාරිමාර්ග දෙපාර්තමේන්තුව




ඉංජි. ඩී. එන්. ඩබ්ලිව්. දිසානායක
පළාත් වාරිමාර්ග අධ්‍යක්ෂ
දකුණු පළාත් වාරිමාර්ග දෙපාර්තමේන්තුව
දකුණු පළාත

සාමාජික සාමාන්‍යාධිකාරී, දකුණු පළාත්
මාර්ග සංවර්ධන අධිකාරිය



ඉංජි. ඩී. ඩේ. ඩබ්ලිව්. ජයානන්දානා
සාමාන්‍යාධිකාරී
දකුණු පළාත් මාර්ග සංවර්ධන අධිකාරිය
අංක 19, පහළ විජේසේන පාර,
මාලු

සාමාජික ඉංජිනේරු, පළාත් පාලන
දෙපාර්තමේන්තුව, දකුණු පළාත




O.C. Jayanandana
B.Sc. Eng., PG Dip (Struct. Eng.)
B.E. (CE), C.Eng., Dip Arb (ICLP)
Dip Procurement Mgt. (CIDA)
Chief Engineer
Department of Local Government
Southern Province

සාමාජික නියෝජිත, මාර්ග සංවර්ධන
අධිකාරිය



P.C. Ranasinghe
Senior Engineer
Road Development Authority
Galle

ලේකම් අධ්‍යක්ෂ (ඉංජිනේරු) / පළාත්
ගොඩනැගිලි අධ්‍යක්ෂ



ඉංජි. ඩී. ඩී. එස්. එල්ලිසිස්
අධ්‍යක්ෂ (ඉංජිනේරු)
දකුණු පළාත් ඉංජිනේරු සේවා කාර්යාලය
කොටුව - මාලු

TABLE OF CONTENT

NO	CODE	TOPIC	PAGES
01	DM	Demolish Works	DM 1 - 4
02	EW	Earth Works	EW 1 - 3
03	BK	Brick Works	BK 1 – 4
04	CT	Concrete Works	CT 1 - 11
05	FW	Form Works	FW 1 – 8
06	RF	R/F Works	RF 1 – 1
07	RR	R R Masonry Works	RR 1 – 1
08	CB	Cement Block Works	CB 1 – 1
09	PA	Pavior Works	PA 1 – 6
10	PL	Plasterer Works	PL 1 – 4
11	TN	Tinker Works	TN 1 – 1
12	RO	Roof Works	RO 1 – 20
13	CP	Carpenter & Joiner Works	CP 1 – 20
14	IR	Iron Monger Works	IR 1 – 10
15	BF	Brass Founder Works	BF 1 – 2
16	PT	Painter Works	PT 1 – 5
17	PB	Plumber Works	PB 1 – 7
18	MA	Maintenance Works	MA 1 – 3
19	TG	Tempered Glass Works	TG 1 – 1
20	GL	Glazier Works	GL 1 – 1
21	CL	Cladding Works	CL 1 – 1
22	GW	General Works	GW 1 – 1
23	AL	Maintenance Aluminum Works	AL 1 - 1
24	ALN	Natural Anodized Aluminum Works	ALN 1 - 19
25	ALB	Bronze Anodized Aluminum Works	ALB 1 - 18
26	ALP	Powder Coated Aluminum Works	ALP 1 - 19
27	EL	Electrical Works	EL 1 - 20

Rates for Construction & Repair Works
2026 Rates, Matara
Demolish Works

Code	Description	Unit	Rate (LKR)
DM01	Demolishing existing building walls above DPC level by machine & Clearing debris transport within 01 km from site	Cu.m	595.00
DM02	Demolishing existing building walls & foudation above Ground level & levelling site by machine.	m.hr	4,680.00
DM03	Demolishing existing wall foundation upto DPC level by machine & filling trenches with available earth on site & level to existing ground level & Clearing debris. (Transport within 01 km from site)	Cu.m	595.00
DM04	Debries transport within 1km away from site.	Cu.m	127.00
DM05	Demolishing rubble masonry in cement, stacking rubble and clearing debris away from site	Cu.m	3,970.00
DM06	Demolishing rubble masonry in cement, stacking rubble and clearing debris away from site (super structure)	Cu.m	4,090.00
DM07	Demolishing kabok masonry in lime mortar stacking kabok and clearing debris away from site (superstructure)	Cu.m	2,330.00
DM08	Demolishing brickwork in cement clearing debris away from site	Cu.m	2,000.00
DM08a	Demolishing brickwork in cement clearing debris away from site (1st floor)	Cu.m	2,100.00
DM08b	Demolishing brickwork in cement clearing debris away from site (2nd floor)	Cu.m	2,140.00
DM08c	Demolishing brickwork in cement clearing debris away from site (3rd floor)	Cu.m	2,200.00
DM09	Demolishing brickwork in lime stacking brick and clearing debris away from site.	Cu.m	2,630.00
DM10	Demolishing floors 3" thick brick paved, stacking reuseable bricks and clearing debris away from site	Sq.m	290.00
DM11	Demolishing drains and clearing debris away from site (Bricks or concrete)	m	236.00
DM12	Demolishing Cement concrete floor , and clearing debris in away from site (3" thick)	Cu.m	6,350.00
DM13	Demolishing reinforced cement concrete in suspended floors, removing reinforcement and clearing debris away from site (for minor works)	Cu.m	19,600.00
DM14	Demolishing reinforced cement concrete Columns, Slabs & Beams by meachine, removing reinforcement and clearing debris away from site	Cu.m	7,760.00
DM15	Removing lime plastering and clearing debris away from site	Sq.m	145.00

Code	Description	Unit	Rate (LKR)
DM16	Removing soffit plaster and clearing debris away from site	Sq.m	600.00
DM17	Removing rendering, cement, and clearing debris away from brick walls and floors	Sq.m	437.00
DM18	Removing rendering, cement, and clearing debris away from cement concrete floors and walls	Sq.m	650.00
DM19	Demolishing tiles with tile bed and clearing debris away from site	Sq.m	770.00
DM20	Removing and stacking corrugated asbestos sheets with roof frame GF	Sq.m	290.00
DM20a	Removing and stacking corrugated sheets, asbestos with roof frame (two storied)	Sq.m	299.00
DM20b	Removing and stacking corrugated sheets, asbestos with roof frame (three storied)	Sq.m	304.00
DM21	Removing asbestos roofing sheet stacking serviceable material & clearing debris in single storied building	Sq.m	69.00
DM21a	Removing asbestos roofing sheet stacking serviceable material & clearing debris in two storied building	Sq.m	71.00
DM21b	Removing asbestos roofing sheet stacking serviceable material & clearing debris in three storied building	Sq.m	73.00
DM22	Removing and stacking Zink aluminium roofing sheet from roof frame GF	Sq.m	56.00
DM23	Removing and stacking Zink aluminium roofing sheet with roof frame GF	Sq.m	189.00
DM24	Removing roof tiles and timber of roof completely, stacking serviceable materials and clearing debris in single storied buildings	Sq.m	540.00
DM24a	Removing roof tiles and timber of roof completely, stacking serviceable materials and clearing debris in two storied buildings	Sq.m	555.00
DM24b	Removing roof tiles and timber of roof completely, stacking serviceable materials and clearing debris in three storied buildings	Sq.m	565.00
DM25	Removing tiles, rafters and rafters from the roof & stacking serviceable material clearing debris away.	Sq.m	413.00
DM26	Removing tiles & rafters from the roof & stacking serviceable material clearing debris away.	Sq.m	274.00
DM27	Removing and stacking tiles Calicut or half round, from roof of single storied buildings	Sq.m	209.00
DM27a	Removing and stacking tiles Calicut or half round, from roof of two storied buildings	Sq.m	215.00
DM27b	Removing and stacking tiles Calicut or half round, from roofs of three storied buildings	Sq.m	219.00

Code	Description	Unit	Rate (LKR)
DM28	Removing and stacking Valance, Barge board materials and clearing debris away from site in single storied building	m	80.00
DM28a	Removing and stacking Valance, Barge board materials and clearing debris away from site in two storied building	m	82.00
DM28b	Removing and stacking Valance, Barge board materials and clearing debris away from site in three storied building	m	84.00
DM28c	Removing and stacking Valance, Barge board materials and clearing debris away from site in four storied building	m	85.00
DM28d	Removing and stacking Valance, Barge board materials and clearing debris away from site in five storied building	m	87.00
DM29	Removing and stacking PVC or Zn/Al Down pipes, old or decayed, from existing building	m	59.00
DM30	Removing and stacking PVC or ZnAl gutter, eave gutter, from roofs of single storied buildings	m	80.00
DM30a	Removing and stacking PVC or ZnAl gutter, eave gutter, from roofs of two storied buildings	m	82.00
DM30b	Removing and stacking PVC or ZnAl gutter, eaves, from roofs of three storied buildings	m	84.00
DM30c	Removing and stacking PVC or ZnAl gutter, eaves, from roofs of four storied buildings	m	85.00
DM30d	Removing and stacking PVC or ZnAl gutter, eaves, from roofs of 5 storied buildings	m	87.00
DM31	Removing Unloading existing Truss (Timber , steel....etc)	Nr	3,580.00
DM32	Unloading , Hoisting & Re-fixing existing Truss (Timber , steel....etc)	Nr	10,700.00
DM33	Removing existing Ceiling(Asbestoes or timber) with timber frame stacking materials and clearing debris away from site GF	Sq.m	102.00
DM33a	Removing existing Ceiling(Asbestoes or timber) with timber frame stacking materials and clearing debris away from site 1st floor	Sq.m	105.00
DM33b	Removing existing Ceiling(Asbestoes or timber) with timber frame stacking materials and clearing debris away from site 2nd floor	Sq.m	107.00
DM33c	Removing existing Ceiling(Asbestoes or timber) with timber frame stacking materials and clearing debris away from site 3rd floor	Sq.m	109.00
DM34	Carefully removing existing ceiling Asbestos with timber frame and cleaning debris away from site [Reusable materials stacking at site]	Sq.m	172.00
DM35	Removing existing Asbestos ceiling sheets only and clearing debris away from site.	Sq.m	53.00

Code	Description	Unit	Rate (LKR)
DM36	Removing existing suspended ceiling [Gypsum or Plastic board] and cleaning debris away from site [Reusable materials stacking at site]	Sq.m	53.00
DM37	Removing and stacking 2"x2" GI mesh from existing frames	Sq.m	361.00
DM38	Removing and stacking 2"x2" GI mesh or Iron grill with frame from wall.	Sq.m	600.00
DM39	Removing and stacking Timber Door or Window frame with sash, from existing walls	Sq.m	484.00
DM40	Removing and stacking Timber Door or Window sash from existing frame	Sq.m	136.00
DM41	Removing and stacking Aluminium Door or Window with frame from existing wall & finish the wall in good condition	Sq.m	405.00
DM42	Removing and stacking Aluminium Door or Window sash from existing frame	Sq.m	242.00
DM43	Removing Aluminium partitions carefully @ all joints for reusing and stacking at site	Sq.m	369.00
DM44	Removing and stacking gate sash after demolishing cement concrete blocks or removing posts and separating pintle (Demolishing brickwork where necessary paid for separately).	Nr	1,800.00
DM45	Uprooting fence post, rolling up and stacking barbed wire and all other materials (Length of fencing to be measured)	m	560.00
DM46	Uprooting fence post and stacking at site.	Nr	201.00

Rates for Construction & Repair Works
2026 Rates, Matara
Earth Works

Code	Description	Unit	Rate (LKR)
EW01	Earth cutting and levelling site by manually in any material except rock requiring blasting, including transporting within 1/4 mile, depositing and levelling	Cu.m	1,330.00
EW02	Earth cutting by machine & push within 100 m from site rate to include operator & helper)	Cu.m	262.00
EW03	Earth cutting & Loading by machine & Earth transport within 1 km from site	Cu.m	414.00
EW04	Earth cutting & Loading by machine & Earth transport inbetween 01 to 05 km from site	Cu.m	910.00
EW05	Earth cutting & Loading by machine & Earth transport inbetween 05 to 08km from site	Cu.m	1,280.00
EW06	Drains, earth, in any soil except rock requiring blasting cut to gradient and shape as directed and depositing soil within site (manually)	Cu.m	1,770.00
EW07	Excavation for foundation by manually in any material except rock requiring blasting, part return fill in and ram, and disposing surplus within site as directed. (not exceeding 5ft depth)	Cu.m	2,070.00
EW08	Excavation by machine for foundation in any material except requiring blasting , part return fill in and ram, and depositing surplus within site as directed	Cu.m	860.00
EW09	Filling under floors with gravel or other approved quality of filling, spread, water and well rammed in 3"layers with available earth	Cu.m	2,240.00
EW10	Filling under floors with gravel or other approved quality of filling, spread, water and well compacted using vaccur (rammer) in 9"layers with available earth	Cu.m	1,410.00
EW11	Earth filling with gravel or other approved quality of filling, spread, water and well compacted using two ton Roller in 9" layers with available earth	Cu.m	700.00
EW12	Supplying and pilling gravel or other approved quality of filling on site.(Transport within first mile)	Cu.m	1,910.00
EW13	Filling under floors with gravel or other approved quality of filling, spread, watered and well rammed in 3" layers (materials not available at site)(Transport within first mile)	Cu.m	4,380.00
EW14	Filling under floors with gravel or other approved quality of filling, spread, watered and well compacted using vaccur (rammer) in 9"layers (materials not available at site)(Transport within first mile)	Cu.m	3,220.00

Code	Description	Unit	Rate (LKR)
EW15	Backfilling and compacting to behind of retaining wall with available suitable quality earth using rammer.	Cu.m	1,690.00
EW16	Backfilling and compacting to behind of retaining wall with suitable quality earth including loading & transport within 1km using rammer.	Cu.m	3,420.00
EW17	Supplying and laying and compacting of ABC using vaccur (rammer -75 Kg) including transport within 10km	Cu.m	8,250.00
EW18	Supplying , Laying & compaction of Quarry dust (as a filling material)	Cu.m	9,700.00
EW19	Supplying , Laying & compaction of river sand (as a filling material)	Cu.m	14,250.00
EW20	Earthwork support (open planking) in trenches depth up to 5'-0" (consider trench of 15' long 3' wide, 5' depth both faces)	Sq.m	2,610.00
EW21	Earthwork support (close planking) in trenches depth up to 5'-0" consider trench 15'-0" long 3'-0" wide and 5'-0" height of planking to both faces	Sq.m	4,790.00
EW22	Earthwork support (Close planking) in deep excavation in trenches up to 15'-0" depth. Consider trench length of 15'-0" width 5'-6" at top and 3'-6" at bottom both faces.	Sq.m	5,480.00
EW23	Temporary shoring with 6mm thick steel plate with 2" diameter GI pipes vertically driven at 30" c/c permissible intervals and steel plate inserted between earth and pipes to the depth upto 8' as per drawing no SPES/Rate 23/ Ew 23.(contractor shall submit method statement to engineer's approval before excavation)	Sq.m	1,400.00
EW24	Supplying, laying of 25 mm - 200 mm dry stone (for retaining wall)	Cu.m	7,400.00
EW25	Supplying and placing 110 mm U.P.V.C pipe(Type 250) in retaining walls as required	m	1,020.00
EW26	Supplying and laying Geo-textile material 2.5 mm thick Including preparing surface as per instruction	Sq.m	910.00
EW27	Supplying and placing the 25 mm thick regifoam through the retaining wall joints.	Sq.m	805.00
EW28	Excavation for well in any material except rock requiring blasting and disposing surplus within site as directed. (From ground level up to 5'-0" depth)(From ground level up to 1.52 m depth)	Cu.m	2,070.00
EW29	Excavation for well in any material except rock requiring blasting and disposing surplus within site as directed. (From 5'-0" up to 10'-0" depth) (From 1.52 m up to 3.05 m depth)	Cu.m	3,350.00
EW30	Excavation for well in any material except rock requiring blasting and disposing surplus within site as directed. (From 10'-0" up to 15'-0" depth)(From 3.05 m up to 4.57 m depth)	Cu.m	4,620.00

Code	Description	Unit	Rate (LKR)
EW31	Excavation for well in any material except rock requiring blasting and disposing surplus within site as directed. (From 15'-0" up to 20'-0" depth)(From 4.57 m up to 6.10 m depth)	Cu.m	5,890.00
EW32	Excavation for well in any material except rock requiring blasting and disposing surplus within site as directed.(From 20'-0" up to 25'-0" depth)(From 6.10 m up to 7.62 m depth)	Cu.m	7,160.00
EW33	Excavation for well in any material except rock requiring blasting and disposing surplus within site as directed. (From 25'-0" up to 30'-0" depth)(From 7.62 m up to 9.15 m depth)	Cu.m	8,430.00
EW34	Excavation for well in any material except rock requiring blasting and disposing surplus within site as directed. (From 30'-0" up to 35'-0" depth)(From 9.15 m up to 10.67 m depth)	Cu.m	9,700.00
EW35	Excavation for well in any material except rock requiring blasting and disposing surplus within site as directed.(From 35'-0" up to 40'-0" depth)(From 10.67 m up to 12.20 m depth)	Cu.m	10,950.00
EW36	Excavation for well in any material except rock requiring blasting and disposing surplus within site as directed. (From 40'-0" up to 45'-0" depth)(From 12.20 m up to 13.72 m depth)	Cu.m	12,200.00
EW37	Excavation for well in any material except rock requiring blasting and disposing surplus within site as directed.(From 45'-0" up to 50'-0" depth)(From 13.72m up to 15.24 m depth)	Cu.m	13,500.00

Rate Analysis for Construction & Repair Works
2026 Rates, Matara
Brick Works

Code	Description	Unit	Rate (LKR)
BK01	Brickwork in 225 mm 1:5 cement : sand mortar (Ground Floor).	Cu.m	32,900.00
BK01a	Brickwork in 225 mm 1:5 cement : sand mortar (First Floor).	Cu.m	34,600.00
BK01b	Brickwork in 225 mm 1:5 cement : sand mortar (Second Floor).	Cu.m	35,200.00
BK01c	Brickwork in 225 mm 1:5 cement : sand mortar (Third Floor).	Cu.m	36,200.00
BK02	Brickwork in cement : sand mortar 1:5 in piers (Ground Floor).	Cu.m	37,900.00
BK03	Brickwork in cement : sand mortar 1:5 with bricks available at site including sorting and cleaning bricks (Ground Floor).	Cu.m	19,450.00
BK04	Brickwork 225 mm in cement : sand mortar 1:8 in foundation up to D.P.C.	Cu.m	32,000.00
BK05	Brickwork 225 mm in cement : sand mortar 1:8 in superstructure (Ground Floor).	Cu.m	32,100.00
BK05a	Brickwork 225 mm in cement : sand mortar 1:8 in superstructure (First Floor).	Cu.m	33,700.00
BK05b	Brickwork 225 mm in cement : sand mortar 1:8 in superstructure (Second Floor).	Cu.m	34,300.00
BK05c	Brickwork 225 mm in cement : sand mortar 1:8 in superstructure (Third Floor).	Cu.m	35,300.00
BK06	Brickwork 112mm in cement : sand mortar 1:5 (Ground Floor)	Sq.m	4,020.00
BK06a	Brickwork 112mm in cement : sand mortar 1:5 (First Floor).	Sq.m	4,220.00
BK06b	Brickwork 112mm in cement : sand mortar 1:5 (Second Floor).	Sq.m	4,300.00
BK06c	Brickwork 112mm in cement : sand mortar 1:5 (Third Floor).	Sq.m	4,420.00
BK07	Brickwork 112mm in cement : sand mortar 1:5 with available bricks at the site including sorting and cleaning.	Sq.m	2,460.00
BK08	Drains, brick in cement : sand, 1:5, 6"-9" average depth and 9" wide, cement rendering 1/2", 1:2 finished smooth complete with expansion joints as necessary including excavation (apron paid for separately)	m	5,040.00
BK09	Steps, 12" wide and 6" to 9" high masonry or brickwork in cement mortar 1:3, rendering 1/2" cement 1:2 with foundation 6" below ground.	m	3,400.00

Code	Description	Unit	Rate (LKR)
BK10	Construction of soakage pit 1200 x 1200 x 2700 mm (8'-6") invert depth, (8'-6" deep from the sewer pipe) Brick walls 225 mm thick in 1:5 ct: sand mortar, including 1:2 ct, & sand plastering 1/2" thick finished smooth with neat ct. floating up to a depth of 6" below from the invert level of the sewer pipe & surround the con. pad . Concreting Ring beam, cover slab and pad (curb) with 1:2:4(3/4") conc. mixture. Reinforcing cover slab with 10.0 mm twisted deformed steel @ 6" cts. both ways and plastering curb 1:3 ct. & sand, 1/2" thick finished smooth with neat ct. floating 6" below ground level.inc: 2 nr of 10mm dia lifting handles (as per Draw No.SPES/Rate23/Bk-10.)	Nr	187,000.00
BK11	Construction of urinal pit - 900 x 900 x 2400 mm (8'-0") invert depth,(8'-0" deep from the sewer pipe) Brick walls 225 mm thick in 1:5 ct: sand mortar, including 1:3 ct, & sand plastering 1/2" thick finished smooth with neat ct. floating up to a depth of 6" below from the invert level of the sewer pipe. Concreting cover slab and pad (curb) with 1:2:4(3/4") conc. mixture. Reinforcing cover slab with 10.0 mm twisted deformed steel @ 6" cts. both ways and plastering curb 1:3 ct. & sand, 1/2" thick finished smooth with neat ct. floating , with 2 nos lifting handles. (as per Draw No.SPES/Rate23/Bk-11.)	Nr	136,000.00
BK12	Supplying & installing Cement Concrete Hume pipe soakage pit with precast cover slab - (900 dia x 2250 mm high) ,(6'-0" deep from the sewer pipe). Rate to include for 225 mm thick in 1:5 ct: sand mortar Brick walls , around top of hume pipe & including 1:3 ct, & sand plastering 1/2" thick finished smooth with neat ct. floating up to a depth of 6" below from the invert level of the sewer pipe . Concreting pad (curb) on brick wall with 1:2:4(3/4") conc. mixture and plastering curb 1:3 ct. & sand, 1/2" thick finished smooth with neat ct. floating . (as per Draw No.SPES/Rate23/Bk-12.)	Nr	46,200.00
BK13	Manhole 2'-0"x 2'-0"x 2'-0" (internally) concreting base 4" thick & channels with 1:2:4 (3/4") ct. concrete including 2" thick, concrete screed with 1:3:6 (1") con. mixture.9" brick wall with 1:5 ct. mortar. Internally Plastered with 1:3, 3/4" thick ct. mortar with water proofing compound 10% (by cement) weight of cement as super latex 302 or equivalent finished smooth with neat ct. floating including channels & Pad plaster 1:3, 1/2" thick finished smooth with cement floating.shall be water tight. Rate to include for concrete cover slab 3" thick with 1:2:4 (3/4") con. mixture r/f with.10 mm dia. T.S rods @ 6" c/s. both ways, with 2 nos lifting handles. (as per Draw No.SPES/Rate23/Bk-13)	Nr	45,200.00

Code	Description	Unit	Rate (LKR)
BK14	Manhole 3'-6"x2'-0"x2'-0" (internally) concreting base 4" thick & channels with 1:2:4(3/4") ct. concrete Including 2" thick concrete screed with 1:3:6(1") con. mixture. 9" brick wall with 1:5 ct. mortar & internally Plastered with 1:3, 3/4" thick ct. mortar with water proofing compound 10% (by cement) weight of cement as super latex 302 or equivalent finished smooth with neat ct. floating including channels & Pad plaster 1:3, 1/2" thick finished smooth with cement floating. Rate to include for concrete cover slab 3" thick with 1:2:4(3/4") con. mixture r/f with 10mm dia. T.S. rods @ 6" c/s. both ways, with 2 nos lifting handles. (Draw No.SPES/Rate23/Bk-14)	Nr	62,000.00
BK15	Manhole 1'-6"x 1'-6"x 1'-3" (internally) concreting base 4" thick & channels with 1:2:4 (3/4") ct. concrete including 2" thick, concrete screed with 1:3:6 (1") con. mixture. 4" concrete wall with 1:2:4 (3/4") con. mixture . Internally Plastered with 1:3, 3/4" thick ct. mortar with water proofing compound 10% (by cement) weight of cement as super latex 302 or equivalent finished smooth with neat ct. floating including channels & Pad plaster 1:3, 1/2" thick finished smooth with cement floating. shall be water tight. Rate to include for concrete cover slab 3" thick with 1:2:4 (3/4") con. mixture r/f with 10 mm dia. T.S rods @ 6" c/s. both ways, with 2 nos lifting handles. (as per detail Draw No.SPES/Rate23/Bk-15.)	Nr	20,300.00
BK16	Septic tank for 25 persons (8'-0" x 2'-6" x 4'- 6") deep from the invert depth). L1- 9'-0", L2- 2' -6" & d - 4' -6" Dimension of septic tank with 9" thk Brick wall. (must be watertight) Rate to include for reinforced concrete cover slab with 1:2:4 (3/4") con. mixture , with 4 nos lifting handles, including plaster 1:3, 3/4" thick ct. mortar with water proofing compound 10% (by cement) weight of cement as super latex 302 or equivalent & pad plaster 1:3 1/2" thick finished smooth (must be applied two coats of anticorrosive to handles). Septic tank should be filled with water up to TW level before using (Draw No.SPES/Rate23/Bk-16)	Nr	260,000.00
BK17	Septic tank for 50 persons (9'-9" x 3'-0" x 5' - 0" deep from the invert depth). L1- 5'-6", L2- 3' -6", L3- 3' -0" & d- 5' -0" Dimension of septic tank. (must be watertight) Rate to include for 75mm thick reinforced concrete cover slab with 1:2:4 (3/4") con. mixture , with 4 nos lifting handles, including plaster 1:3, 3/4" thick ct. mortar with water proofing compound 10% (by cement) weight of cement as super latex 302 or equivalent & pad plaster 1:3 1/2" thick finished smooth (must be applied two coats of anticorrosive to handles). Septic tank should be filled with water up to TW level before using (Draw No.SPES/Rate23/Bk-17)	Nr	369,000.00

Code	Description	Unit	Rate (LKR)
BK18	Septic tank for 100 persons (13'-9" x 3'-6" x 5' - 0" deep from the invert depth). L1- 8'-6", L2- 4' -6", L3- 3' -6" & d- 5' -0" Dimension of septic tank.(must be watertight)Rate to include for 75mm thick reinforced concrete cover slab with 1:2:4 (3/4") con. mixture , with 4 nos lifting handles, including plaster 1:3, 3/4" thick ct. mortar with water proofing compound 10% (by cement) weight of cement as super latex 302 or equivalent & pad plaster 1:3, 1/2" thick finished smooth(must be applied two coats of anticorrosive to handles). Septic tank should be filled with water up to TW level before using(Draw No.SPES/Rate23/Bk-17)	Nr	499,000.00
BK19	Supplying & installing precast Septic tank(approved by engineer) for 20 persons (8'-0" long & 3'- 0" dia.) .(must be watertight) Rate to include for two nr. brick chamber with reinforced concrete cover slab with 1:2:4 (3/4") con. mixture , with 2 nos lifting handles, including concrete pad on the chamber & plastered with 1:3, 1/2 thick plaster finished smooth(must be applied two coats of anticorrosive to handles). Septic tank should be filled with water up to TW level before using(Draw No.SPES/Rate23/Bk-19)	Nr	107,000.00
BK20	Cement concrete grill approved quality supply and fixing with cement slurry with one coat of filler and two coats of emulsion paint.	Sq.m	14,400.00
BK21	Cement concrete grill approved quality supply and fixing with cement slurry with two coats of weather shield paint.	Sq.m	14,550.00
BK22	Cement concrete grill approved quality supply and fixing with cement slurry. (without colour washing)	Sq.m	12,100.00

Rates for Construction & Repair Works
2026 Rates, Matara
Concrete Works

Code	Description	Unit	Rate (LKR)
CT01	Cement concrete 1:3:6 (1") up to 3.00 m3(Shuttering paid separately) incl: curing(Grade 15)	Cu.m	33,900.00
CT02	Cement concrete 1:3:6 with 1" metal, above 3.00 m3 (Shuttering paid separately) incl: curing(Gr 15 conc.)	Cu.m	30,900.00
CT03	Cement concrete 1:3:6 (1") above 3.00 m3 (Shuttering paid separately) incl: curing.Using mixture & vibrator(Grade 15)	Cu.m	23,300.00
CT04	Cement concrete 1:3:6 (1 1/2") up to 3.00 m3 (Shuttering paid separately) incl: curing(Gr 15 conc.)	Cu.m	33,300.00
CT05	Cement concrete 1:3:6(1 1/2"), above 3.00 m3 (Shuttering paid separately) incl: curing(Grade15)	Cu.m	30,700.00
CT06	Cement concrete 1:3:6 (1 1/2") above 3.00 m3 (Shuttering paid separately) incl: curing. Using mixture & vibrator.(Gr 15 conc.)	Cu.m	23,100.00
CT07	Plum concrete -1:3:6(1") concrete up to 3.0 m3 with 20% volume of 4" x 6" Rubble (shuttering paid separately) Rate to include vibrator, pilling plums and curing.	Cu.m	29,200.00
CT08	Plums concrete -1:3:6(1") concrete above 3.0 m3 with 20% volume of 4" x 6" Rubble. (shuttering paid separately) Rate to include vibrator, pilling of plumbs & curing.	Cu.m	20,300.00
CT09	Cement concrete 1:2 1/2:5(1") mix: up to 3.0 m3 (Shuttering paid separately) incl: curing	Cu.m	33,400.00
CT10	Cement concrete 1:2 1/2:5(1")mix: above 3.0 m3 (Shuttering paid separately) incl: curing. Using mixture.	Cu.m	25,900.00
CT11	Drain for Corrugated Asbestos sheet roof with 1200mm eave in front & back side, 900mm eave in gable sides -300mm internal width and minimum starting depth 150mm drain,75mm thick cement concrete in 1:21/2:5 (1") mix: to required slop (1:20).Cement rendering, 1/2" thick, 1:3 cement sand motor finished smooth with neat cement floating, including curing. (As per detail drawing No SPES/Rate 23/Ct-11)	m	5,170.00
CT12	Ramp for Corrugated Asbestos sheet roof with 1200mm eave in front & back side, 900mm eave in gable sides- Concreting 75mm thick ramp in 1:21/2:5(1")mix:Floor cement rendering, with expansion joints at every 20'-0' intervals, 1/2" thick 1:3 cement & sand motor finished smooth with neat cement floating incl: curing.(Gable side ramp width 825mm, long side ramp width 900mm)(As per detail drawing No SPES/Rate 23/Ct-11)	m	3,030.00

Code	Description	Unit	Rate (LKR)
CT13	Drain for Calicut tile roof with 1200mm eave in front & back side, 900mm eave in gable sides -300mm internal width and minium starting depth 150mm drain,75mm thick cement concrete in 1:21/2:5 (1") mix: to required slop (20feet to 1 inch) , cement rendering, 1/2" thick, 1:3 cement sand motor finished smooth with neat cement floating including curing. (As per detail drawing No SPES/Rate 23/Ct-13)	m	4,990.00
CT14	Ramp for Calicut tile roof with 1200mm eave in front & back side, 900mm eave in gable sides - Concreting 75mm thick ramp in 1:21/2:5(1") mix:Floor cement rendering, with expansion joints at every 20'-0' intervals, 1/2" thick 1:3 cement & sand motor finished smooth with neat cement floating including curing. (Gable side ramp width 825mm, long side ramp width 800mm) (As per detail drawing No SPES/Rate 23/Ct-13)	m	2,780.00
CT15	Drain for single storied building Corrugated asbestos sheet roof with 900mm eave in front ,back & 900mm eave in gable sides, 225mm internal width and minium starting depth 150mm drain, 75mm thick cement concrete in 1:21/2:5 (1") mix: to required slop (20feet to 1 inch) , cement rendering, 1/2" thick, 1:3 cement sand motor finished smooth with neat cement floating including curing.(Sigle storied building)(As per detail drawing No SPES/Rate 23/Ct-15)	m	4,820.00
CT16	Ramp for single storied building Corrugated asbestos sheet roof with 900mm eave in front ,back & 900mm eave in gable sides, Concreting 75mm thick ramp in 1:21/2:5(1")mix:;floor cement rendering, with expansion joints at every 20'-0' intervals 1/2" thick 1:3 cement & sand motor finished smooth with neat cement floating including curing. (Gable side ramp width 738mm, long side ramp width 738mm) (As per detail drawing No SPES/Rate 23/ Ct-15) .	m	2,210.00
CT17	Drain for single storied building calicut tile roof with 900mm eave in front ,back & 900mm eave in gable sides225mm internal width and minium starting depth 150mm drain,cement concrete in 1:21/2:5 (1") 75mm thick mix: to required slop (20feet to 1 inch) , cement rendering, 1/2" thick, 1:3 cement sand motor finished smooth with neat cement floating including curing.(Sigle storied building) (As per detail drawing No SPES/Rate 23/Ct-17)	m	4,930.00
CT18	Ramp for single storied building Calicut tile roof with 900mm eave in front ,back & 900mm eave in gable sides, Concreting 75mm thick ramp in 1:21/2:5(1")mix:;floor cement rendering, with expansion joints at every 20'-0' intervals 1/2" thick 1:3 cement & sand motor.with finished smooth incl: curing. (Gable side ramp width 738mm, long side ramp width 663mm) (Sigle storied building)(As per detail drawing No SPES/Rate 23/Ct-17)	m	2,350.00

Code	Description	Unit	Rate (LKR)
CT19	Drain for Corrugated asbestos sheet Hip roof with 1200mm eave in front , back & gable sides -300mm internal width and minium starting depth 150mm drain,75mm thick cement concrete in 1:21/2:5 (1") mix: to required slop (20feet to 1 inch) , cement rendering, 1/2" thick, 1:3 cement sand motor finished smooth with neat cement floating including curing. (As per detail drawing No SPES/Rate 23/Ct-19)	m	5,160.00
CT20	Ramp for Corrugated asbestos sheet Hip roof with 1200mm eave in front , back & gable sides-Concreting 75mm thick ramp in 1:21/2:5(1")mix:,floor cement rendering, with expansion joints at 20'-0' intervals, 1/2" thick 1:3 cement & sand motor.with finished smooth with neat cement floating including curing . (Gable side ramp width 900mm, long side ramp width 900mm)(As per detail drawing No SPES/Rate 23/Ct-19)	m	3,090.00
CT21	Drain for Calicut tile Hip roof with 1200mm eave in front , back & gable sides -300mm internal width and minium starting depth 150mm drain,75mm thick cement concrete in 1:21/2:5 (1") mix: to required slop (20feet to 1 inch) , cement rendering, 1/2" thick, 1:3 cement sand motor finished smooth with neat cement floating including curing. (As per detail drawing No SPES/Rate 23/Ct-21)	m	5,160.00
CT22	Ramp for Calicut tile Hip roof with 1200mm eave in front , back & gable sides-Concreting 75mm thick ramp in 1:21/2:5 (1")mix:floor cement rendering, with expansion joints at every 20'-0' intervals 1/2" thick 1:3cement & sand motor. finished smooth with neat cement floating including Ccuring.(Gable side ramp width 800mm, long side ramp width 800mm) (As per detail drawing No SPES/Rate 23/Ct-21)	m	2,750.00
CT23	Drain for single storied building Asbestos sheet Hip roof with 900mm eave in front ,back & gable sides -225mm internal width and minium starting depth 150mm drain,75mm thick cement concrete in 1:21/2:5 (1") mix: to required slop (20feet to 1 inch) , cement rendering, 1/2" thick, 1:3 cement sand motor finished smooth with neat cement floating including curing. (As per detail drawing No SPES/Rate 23/Ct-23)	m	4,820.00
CT24	Ramp for for single storied building corrugated Asbestos sheet Hip roof with 900mm eave in front ,back & gable sides-Concreting 75mm thick ramp in 1:21/2:5 (1")mix:floor cement rendering, with expansion joints at every 20'-0' intervals 1/2" thick 1:3cement & sand motor. finished smooth with neat cement floating including Ccuring.(Gable side ramp width 738mm, long side ramp width 738mm) (As per detail drawing No SPES/Rate 23/Ct-23)	m	2,550.00

Code	Description	Unit	Rate (LKR)
CT25	Drain for single storied building calicut tile Hip roof with 900mm eave in front ,back & gable sides -225mm internal width and minium starting depth 150mm drain,75mm thick cement concrete in 1:21/2:5 (1") mix: to required slop (20feet to 1 inch) , cement rendering, 1/2" thick, 1:3 cement sand motor finished smooth with neat cement floating including curing. (As per detail drawing No SPES/Rate 23/Ct-25)	m	4,810.00
CT26	Ramp for for single storied building calicut tile Hip roof with 900mm eave in front ,back & gable sides- Concreting 75mm thick ramp in 1:21/2:5 (1")mix:floor cement rendering, with expansion joints at every 20'-0' intervals 1/2" thick 1:3cement & sand motor. finished smooth with neat cement floating including Ccuring.(Gable side ramp width 663mm, long side ramp width 663mm) (As per detail drawing No SPES/Rate 23/Ct-25)	m	2,280.00
CT27	Ramp & drain for Asbestos sheet roof with 1200mm eave in front & back side, 900mm eave in gable sides-300mm internal width and minium starting depth 150mm drain & ramp 75mm thick cement concrete in 1:21/2:5 (1") mix:to required slop (20feet to 1 inch). Drain & ramp Cement rendering 1/2" thick 1:3 cement, sand mortar finished smooth with neat cement floating including curing, Rate to include expansion joints at every 20'-0' intervals for ramp.(Gable side ramp width 825mm,long side ramp width 900mm (As per detail drawing No SPES/Rate 23/Ct-11)	m	8,200.00
CT28	Ramp & drain for Calicut tile roof with 1200mm eave in front & back side, 900mm eave in gable sides-300mm internal width and minium starting depth 150mm drain & ramp 75mm thick cement concrete in 1:21/2:5 (1") mix:to required slop (20feet to 1 inch). Drain & ramp Cement rendering 1/2" thick 1:3 cement, sand mortar finished smooth with neat cement floating including curing, Rate to include expansion joints at every 20'-0' intervals for ramp.(Gable side ramp width 825mm,long side ramp width 800mm (As per detail drawing No SPES/Rate 23/Ct-13)	m	7,770.00
CT29	Ramp & drain for single storied building Corrugated asbestos sheet roof with 900mm eave in front ,back & 900mm eave in gable sides-225mm internal width and minium starting depth 150mm drain & ramp 75mm thick cement concrete in 1:21/2:5 (1") mix:to required slop (20feet to 1 inch). Drain & ramp Cement rendering 1/2" thick 1:3 cement, sand mortar finished smooth with neat cement floating including curing, Rate to include expansion joints at every 20'-0' intervals for ramp.(Gable side ramp width 738mm,long side ramp width 663mm (As per detail drawing No SPES/Rate 23/Ct-15)	m	7,030.00

Code	Description	Unit	Rate (LKR)
CT30	Ramp & drain for single storied building calicut tile roof with 900mm eave in front ,back & 900mm eave in gable sides-225mm internal width and minium starting depth 150mm drain & ramp 75mm thick cement concrete in 1:21/2:5 (1") mix:to required slop (20feet to 1 inch). Drain & ramp Cement rendering 1/2" thick 1:3 cement, sand mortar finished smooth with neat cement floating including curing, Rate to include expansion joints at every 20'-0' intervals for ramp.(Gable side ramp width 738mm,long side ramp width 738mm (As per detail drawing No SPES/Rate 23/Ct-17)	m	7,280.00
CT31	Drain for Corrugated asbestos sheet Hip roof with 1200mm eave in front , back & gable sides-300mm internal width and minium starting depth 150mm drain & ramp 75mm thick cement concrete in 1:21/2:5 (1") mix:to required slop (20feet to 1 inch). Drain & ramp Cement rendering 1/2" thick 1:3 cement, sand mortar finished smooth with neat cement floating including curing, Rate to include expansion joints at every 20'-0' intervals for ramp.(Gable side ramp width 900mm,long side ramp width 900mm (As per detail drawing No SPES/Rate 23/Ct-19)	m	8,250.00
CT32	Drain for Calicut tile Hip roof with 1200mm eave in front , back & gable sides-300mm internal width and minium starting depth 150mm drain & ramp 75mm thick cement concrete in 1:21/2:5 (1") mix:to required slop (20feet to 1 inch). Drain & ramp Cement rendering 1/2" thick 1:3 cement, sand mortar finished smooth with neat cement floating including curing, Rate to include expansion joints at every 20'-0' intervals for ramp.(Gable side ramp width 800mm,long side ramp width 800mm (As per detail drawing No SPES/Rate 23/Ct-19)	m	7,910.00
CT33	Drain for single storied building Asbestos sheet Hip roof with 900mm eave in front ,back & gable sides -225mm internal width and minium starting depth 150mm drain & ramp 75mm thick cement concrete in 1:21/2:5 (1") mix:to required slop (20feet to 1 inch). Drain & ramp Cement rendering 1/2" thick 1:3 cement, sand mortar finished smooth with neat cement floating including curing, Rate to include expansion joints at every 20'-0' intervals for ramp.(Gable side ramp width 738mm,long side ramp width 738mm (As per detail drawing No SPES/Rate 23/Ct-23)	m	7,370.00

Code	Description	Unit	Rate (LKR)
CT34	Drain for single storied building Calicut tile Hip roof with 900mm eave in front ,back & gable sides -225mm internal width and minium starting depth 150mm drain & ramp 75mm thick cement concrete in 1:2 1/2:5 (1") mix:to required slop (20feet to 1 inch). Drain & ramp Cement rendering 1/2" thick 1:3 cement, sand mortar finished smooth with neat cement floating including curing, Rate to include expansion joints at every 20'-0' intervals for ramp.(Gable side ramp width 663mm,long side ramp width 663mm (As per detail drawing No SPES/Rate 23/Ct-25)	m	7,090.00
CT35	Cement concrete 1:2:4(3/4") (Gr.20 concrete) (R/F and Shuttering paid separately)incl: curing.Rate to include using mixture & vibrator	Cu.m	27,900.00
CT36	Cement concrete 1:2:4(3/4") (Gr.20 concrete) (R/F and Shuttering paid separately)incl: curing(manual mixing up to 3m3)	Cu.m	35,000.00
CT37	Supplying & laying corbel stone in cement concrete 1:2:4(3/4") reinforced with 4 / 10 mm rods (shuttering paid separately) up to 1cu.ft -corbel stone size-6"x9"x15" including curing	Nr	1,550.00
CT38	Supplying and laying curb in cement concrete 1:2:4 (3/4") 9" high 3" wide and cement rendered 1/2" thick 1:2.(shuttering excavation paid separately) including curing	m	3,670.00
CT39	Pad stones in cement concrete 1:2:4(3/4") (Gr.20) precast or in site (size 1'-6"x1'-1 1/2"x 0'-6")Rate including shuttering & curing	Nr	1,670.00
CT40	Pad stones in cement concrete 1:2:4(3/4") (Gr.20) precast or in site (size 13 1/2"x13 1/2"x9") (Rate including shuttering & curing)	Nr	1,560.00
CT41	300 x150 x50mm thick Precast cement concrete slab in 1:2:4(3/4") (Gr-20) mix;(For covering armoured electrical cables)Rate to include shuttering, curing & stacking at site.	Nr	270.00
CT42	Cement concrete 1:2:4(3/4") in column shafts in ground floor, using mixer and vibrator.Rate to include curing.(Reinforcement, shuttering and finishes paid separately) - Gr.20	Cu.m	29,800.00
CT42a	Cement concrete 1:2:4(3/4") in column shafts in first floor, using mixer and vibrator..Rate to include curing. (Reinforcement, shuttering and finishes paid separately) - Gr.20	Cu.m	30,700.00
CT42b	Cement concrete 1:2:4(3/4") in column shafts in second floor, using mixer and vibrator.Rate to include curing (Reinforcement, shuttering and finishes paid separately) - Gr.20	Cu.m	31,300.00

Code	Description	Unit	Rate (LKR)
CT42c	Cement concrete 1:2:4(3/4") in column shafts in third floor, using mixer and vibrator.Rate to include curing (Reinforcement, shuttering and finishes paid separately) - Gr.20	Cu.m	31,900.00
CT42d	Cement concrete 1:2:4(3/4") in column shafts in fourth floor, using mixer and vibrator.Rate to include curing (Reinforcement, shuttering and finishes paid separately) - Gr.20	Cu.m	32,500.00
CT43	Lintel, cement concrete 1:2:4(3/4") (Gr. 20) 4 1/2" x 6" (Reinforcement paid separately). Rate including shuttering & curing	m	2,580.00
CT44	Lintel, cement concrete 1:2:4(3/4") (Gr.20) 9" x 6" (Reinforcement paid separately). Rate including shuttering &curing	m	3,100.00
CT45	Lintel, cement concrete 1:2:4(3/4") (Gr.20) 9" x 9" (Reinforcement paid separately). Rate including shuttering & curing	m	4,080.00
CT46	Cement concrete 1:2:4(3/4") in beams in ground floor , using mixer and vibrator. (Reinforcement, shuttering and finishes paid separately) Gr. 20 Incl. Curing	Cu.m	30,900.00
CT46a	Cement concrete 1:2:4(3/4") in beams in 1st floor, using mixer and vibrator. (Reinforcement, shuttering and finishes paid separately) Gr. 20 Incl. Curing	Cu.m	31,900.00
CT46b	Cement concrete 1:2:4(3/4") in beams in 2nd floor using mixer and vibrator. (Reinforcement, shuttering and finishes paid separately) Gr. 20 Incl. Curing	Cu.m	32,500.00
CT46c	Cement concrete 1:2:4(3/4") in beams in 3rd floor , using mixer and vibrator. (Reinforcement, shuttering and finishes paid separately) - Gr. 20 Incl. Curing	Cu.m	33,100.00
CT47	R.C.C. 1:2:4(3/4") in 4"thick slab in ground floor using mixer and vibrator. (Reinforcement and shuttering paid separately) Gr. 20 Incl. Curing	Cu.m	30,700.00
CT47a	R.C.C. 1:2:4(3/4") in 4" thick slab in first floor using mixer and vibrator. (Reinforcement and shuttering paid separately) Gr. 20 Incl. Curing	Cu.m	31,600.00
CT47b	R.C.C. 1:2:4(3/4") in 4" thick slab in second floor using mixer and vibrator. (Reinforcement and shuttering paid separately) Gr. 20 Incl. Curing	Cu.m	32,300.00
CT47c	R.C.C. 1:2:4(3/4") in 4" thick slab in third floor using mixer and vibrator. (Reinforcement and shuttering paid separately) Gr. 20 Incl. Curing	Cu.m	32,900.00
CT48	R.C.C. 1:2:4(3/4") slab 4 1/2" in ground floor , using mixer and vibrator. (Reinforcement and shuttering paid separately) including curing	Cu.m	30,700.00

Code	Description	Unit	Rate (LKR)
CT48a	R.C.C. 1:2:4(3/4") slab 4 1/2" in first floor ,using mixer and vibrator. (Reinforcement and shuttering paid separately) including curing	Cu.m	31,600.00
CT48b	R.C.C. 1:2:4(3/4") slab 4 1/2" in second floor third floor , using mixer and vibrator. (Reinforcement and shuttering paid separately) including curing	Cu.m	32,200.00
CT48c	R.C.C. 1:2:4(3/4") slab 4 1/2" in third floor ,using mixer and vibrator. (Reinforcement and shuttering paid separately) including curing	Cu.m	32,900.00
CT49	R.C.C. 1:2:4(3/4") in 5" thick slab in ground floor using mixer and vibrator. (Reinforcement and shuttering paid separately)	Cu.m	30,700.00
CT49a	R.C.C. 1:2:4(3/4") in 5" thick slab in first floor using mixer and vibrator. (Reinforcement and shuttering paid separately) including curing	Cu.m	31,600.00
CT49b	R.C.C. 1:2:4(3/4") in 5" thick slab in second floor using mixer and vibrator. (Reinforcement and shuttering paid separately) including curing	Cu.m	32,200.00
CT49c	R.C.C. 1:2:4(3/4") in 5" thick slab in third floor using mixer and vibrator. (Reinforcement and shuttering paid separately) including curing	Cu.m	32,800.00
CT50	Slabs over drains ,cement concrete 3"(75mm) thick 1:2 :4 (3/4) and 1/2" cement rendering 1:3.(Reinforcement paid separately) Rate including shuttering & Curing	Sq.m	6,300.00
CT51	Roof flat cement concrete 75 mm thick 1:2:4(20 mm) mix, With 10.0mm dia. Tor Steel rods at 150 mm c/c both ways. Rate to include for 15mm thick plywood formwork, side & soffit plastering with 1:3, 10.0 mm thick ct. mortar, , and plastering top of the slab, 3/4" thick in cement,sand 1:3 with Water proofing compound(10% by weight of cement)as super latex-302 or equivalent finished smooth with cement floating. Rate to including 1"x3/4" coping(wehikenda)underside of the slab.	Sq.m	15,900.00
CT52	Concrete work table with 1:2:4(3/4") con. mixture 3" thick R/F with 10mm dia: tore steel at 150mm c/c bothways including 15mm plywood formwork to achieve the smooth finish of the soffit.	Sq.m	7,780.00
CT53	Concreting valve chamber 9"x 9" x 9" (internally) with 1:2:4(3/4) ct. Con. Mixture 3" thick, plastered with 1:2, 1/2" thick ct. mortar , finished smooth with neat ct. floating.. Including 2" thick cover slab R/F with 6 mm dia. M.S. @ 4" c/c. both ways	Nr	2,450.00
CT54	Cement Concrete 1 : 1 1/2 : 3 (3/4") (R/F and Shuttering paid separately) (GRADE 25)incl: mixer vibrater and curing	Cu.m	32,300.00

Code	Description	Unit	Rate (LKR)
CT55	Cement concrete 1 : 1 1/2 : 3 (3/4") in column shafts in ground floor, using mixer and vibrator. (Reinforcement, shuttering and finishes paid separately). (GRADE 25).including curing	Cu.m	32,600.00
CT55a	Cement concrete 1 : 1 1/2 : 3 (3/4") in column shafts in first floor, using mixer and vibrator. (Reinforcement, shuttering and finishes paid separately). (GRADE 25)including curing	Cu.m	33,600.00
CT55b	Cement concrete 1 : 1 1/2 : 3 (3/4") in column shafts in second floor, using mixer and vibrator.(Reinforcement, shuttering and finishes paid for separately). (GRADE 25) including curing	Cu.m	34,200.00
CT55c	Cement concrete 1 : 1 1/2 : 3 (3/4") in column shafts in third floor, using mixer and vibrator. (Reinforcement, shuttering and finishes paid separately). (GRADE 25)including curing	Cu.m	34,900.00
CT56	Cement concrete 1: 1 1/2: 3(3/4") in beams in ground floor, using mixer and vibrator. Incl. curing (Reinforcement, shuttering and finishes paid separately).(GRADE 25).	Cu.m	33,800.00
CT56a	Cement concrete 1: 1 1/2: 3(3/4") in beams in first floor , using mixer and vibrator. (Reinforcement, shuttering and finishes paid separately). (GRADE 25).including curing	Cu.m	34,800.00
CT56b	Cement concrete 1: 1 1/2: 3(3/4") in beams in second floor , using mixer and vibrator. (Reinforcement, shuttering and finishes paid separately).(GRADE 25).including curing	Cu.m	35,400.00
CT56c	Cement concrete 1: 1 1/2: 3(3/4") in beams in third floor , using mixer and vibrator. (Reinforcement, shuttering and finishes paid for separately). (GRADE 25).including curing	Cu.m	36,100.00
CT57	R.C.C. 1: 1 1/2: 3(3/4") in 4" thick slab in ground floor, using mixer and vibrator. (Reinforcement and shuttering paid separately). (GRADE 25).including curing	Cu.m	33,500.00
CT57a	R.C.C. 1: 1 1/2: 3(3/4") in 4" thick slab in first floor, using mixer and vibrator. (Reinforcement and shuttering paid separately). (GRADE 25).including curing	Cu.m	34,600.00
CT57b	R.C.C. 1: 1 1/2: 3(3/4") in 4" thick slab in second floor, using mixer and vibrator. (Reinforcement and shuttering paid separately). (GRADE 25).including curing	Cu.m	35,200.00
CT57c	R.C.C. 1: 1 1/2: 3(3/4") in 4" thick slab in third floor, using mixer and vibrator. (Reinforcement and shuttering paid separately). (GRADE 25).including curing	Cu.m	35,900.00
CT58	R.C.C. 1: 1 1/2: 3(3/4") slab 4 1/2 " thk. in ground floor , using mixer and vibrator incl. curing.(Reinforcement and shuttering paid separately). (GRADE 25).	Cu.m	33,500.00
CT58a	R.C.C. 1: 1 1/2: 3(3/4") slab 4 1/2" thk. in first floor , using mixer and vibrator.(Reinforcement and shuttering paid separately). (GRADE 25).including curing	Cu.m	34,500.00

Code	Description	Unit	Rate (LKR)
CT58b	R.C.C. 1: 1 1/2: 3(3/4") slab 4 1/2" thk in second floor , using mixer and vibrator (Reinforcement and shuttering paid separately). (GRADE 25).including curing	Cu.m	35,200.00
CT58c	R.C.C. 1: 1 1/2: 3(3/4") slab 4 1/2" thk in third floor , using mixer and vibrator incl. curing(Reinforcement and shuttering paid separately).(GRADE 25).including curing	Cu.m	35,900.00
CT59	R.C.C. 1: 1 1/2: 3(3/4") in 5" thick slab in ground floor, using mixer and vibrator. Incl. curing (Reinforcement and shuttering paid separately).(GRADE 25).	Cu.m	33,500.00
CT59a	R.C.C. 1: 1 1/2: 3(3/4") in 5" thick slab in first floor, using mixer and vibrator. Incl. curing (Reinforcement and shuttering paid separately).(GRADE 25).	Cu.m	34,500.00
CT59b	R.C.C. 1: 1 1/2: 3(3/4") in 5" thick slab in second floor, using mixer and vibrator. Incl. curing (Reinforcement and shuttering paid separately).(GRADE 25).	Cu.m	35,200.00
CT59c	R.C.C. 1: 1 1/2: 3(3/4") in 5" thick slab in third floor, using mixer and vibrator. Incl. curing (Reinforcement and shuttering paid separately).(GRADE 25).	Cu.m	35,900.00
	<u>Ready Mix Concrete</u>		
CTR01	Supplying ready mixed concrete to site grade 15 up to 30 m3 (within 15 km from plant)	Cu.m	31,200.00
CTR02	Supplying and placing ready mixed concrete grade 20 (1 : 2 : 4 - 3/4 ") in floor slab. Above 30 m3(within 15 km from plant). Rate to include Pumpcar, Vibrator & curing after pouring(use river sand only)	Cu.m	37,400.00
CTR03	Supplying and placing ready mixed concrete grade 20 (1 : 2 : 4 - 3/4 ") in floor slab. Up to 30 m3 (within 15km from plant).Rate to include Pumpcar, Vibrator & curing after pouring(use river sand only)	Cu.m	38,600.00
CTR04	Supplying ready mixed concrete to site grade 20 up to 30 m3 (within 15 km from plant)	Cu.m	33,600.00
CTR05	Supplying and placing ready mixed concrete grade 25 in floor slab. Above 30 m3 (within 15 km from plant).Rate to include Pumpcar, Vibrator & curing after pouring(use river sand only)	Cu.m	39,800.00
CTR06	Supplying and placing ready mixed concrete grade 25 in floor slab. Up to 30 m3 (within 15 km from plant).Rate to include Pumpcar, Vibrator & curing after pouring(use river sand only)	Cu.m	41,100.00
CTR07	Supplying ready mixed concrete to site grade 25 up to 30 m3 (within 15 km from plant)	Cu.m	36,000.00
CTR08	Supplying and placing ready mixed concrete grade 30 (1 : 1 : 2 - 3/4 ") in floor slab. Above 30 m3(within 15 km from plant). Rate to include Pumpcar, Vibrator & curing after pouring(use river sand only)	Cu.m	41,700.00

Code	Description	Unit	Rate (LKR)
CTR09	Supplying & placing ready mixed concrete grade 30 (1:1:2 (3/4") in floor slab. Up to 30 m3 (within 15km from plant).Rate to include Pumpcar, Vibrator & curing after pouring(use river sand only)	Cu.m	43,000.00
CTR10	Supplying ready mixed concrete to site grade 30 up to 30m3 (within 15 kM from plant)	Cu.m	37,800.00

Rates for Construction & Repair Works
2026 Rates, Matara
Form Works

Code	Description	Unit	Rate (LKR)
FW01	Shuttering for plum concrete by using 15mm thick plywood sheets. plywood board should be fixed to timber frame with 4"x2" timber vertically at 600mm c/c and 50x50mm timber horizontally at 600mm c/c.Prepared shuttering board should be fixed to required measurements by using 8nr G.I. pipes,(2nr pipes at bottom,2nr pipes on top for both sides) 10nr Acro jacks,10mm dia: thread bars,1" P cone and form ties at 1200mm c/c horizontally (minium 2 layers for a board).(Rate to include 100mm high 3mm thick sponge layer stick on one side to concrete wall at every lapping face, 1/2" dia: conduit for covering thread bars,mould oil,and dismantling same when required.) (2/16'-0"x9'-6"=304.00 ft2)(As per detail Drawing No SPES/Rate 23/Fw-01)Assure smooth surface finish used plywood sheet	Sq.m	1,180.00
FW02	Form work for plinth beam by using 15mm thick plywood sheets.plywood board should be fixed to timber frame with 2"x2"timber vertically at 600mm c/c and 50x50mm timber horizontally at top and bottom.Prepared shuttering board should be fixing to required measurements by using wooden props.(2/16'-0"x1'-6"=48.00ft2)(As per detail Drawing No SPES/Rate 23/Fw-02)	Sq.m	1,700.00
FW03	Formwork for RCC retaining wall by using 15mm thick plywood sheets. plywood board should be fixed to timber frame with 4"x2"timber vertically at 600mm c/c and 50x50mm timber horizontally at 600mm c/c..Prepared shuttering board should be fixed to required measurements by using 8nr G.I. pipes,(2nr pipes at bottom,2nr pipes on top for both sides) 10nr Acro jacks,10mm dia: thread bars,1" P cone and form ties at 1200mm c/c horizontally (minium 2 layers for a board). (Rate to include 100mm high 3mm thick sponge layer stick on one side to concrete wall at every lapping face, 1/2" dia: conduit for covering thread bars,mould oil,and dismantling same when required.) (2/16'-0"x4'-0"=128.00 ft2)(As per detail Drawing No SPES/Rate 23/Fw-03)	Sq.m	1,550.00
FW04	Sawn timber (class II) formwork for sides of foundation footings.	Sq.m	1,880.00
	Column-Class II Timber		
FW05	Shuttering for column shaft 225 x225mm including Class (II) 25mm thick timber planks and 50x50mm class 11 timber joists . Rate to include necessary props,12mm dia: thread bar,washers,nuts & dismantling same when required -(As per detail Drawing No SPES/Rate 23/Fw-05)G: floor	Sq.m	5,590.00

Code	Description	Unit	Rate (LKR)
FW05a	Shuttering for column shaft 225 x225mm including Class (II) 25mm thick timber planks and 50x50mm class 11 timber joists. Rate to include necessary props,12mm dia: thread bar,washers,nuts and dismantling same when required-((As per detail Drawing No SPES/Rate 23/Fw-05)1st floor	Sq.m	5,700.00
FW05b	Shuttering for column shaft 225 x225mm including Class (II) 25mm thick timber planks and 50x50mm class 11 timber joists . Rate to include necessary props,12mm dia: thread bar,washers,nuts and dismantling same when required-(As per detail Drawing No SPES/Rate 23/Fw-05)2nd floor	Sq.m	5,760.00
FW05c	Shuttering for column shaft 225 x225mm including Class (II) 25mm thick timber planks and 50x50mm class 11 timber joists . Rate to include necessary props,12mm dia: thread bar,washers,nuts and dismantling same when required-(As per detail Drawing No SPES/Rate 23/Fw-05)3rd floor	Sq.m	5,810.00
Column -Plywood Sheets			
FW06	Shuttering for column shaft 225 x225mm including 15mm thick plywood sheet,50x50mm timber,12mm dia: thread bar,washers,nuts,acro jacks and dismantling same when required. Rate to include 100mm high 3mm thick sponge layer stick on around concrete column at every lapping face),(As per detail Drawing No SPES/Rate 23/Fw-06)Ground floor	Sq.m	6,040.00
FW06a	Shuttering for column shaft 225 x225mm including 15mm thick plywood sheet,50x50mm timber,12mm dia: thread bar,washers,nuts and dismantling same when required.Rate to include 100mm high 3mm thick sponge layer stick on around concrete column at every lapping face)(As per detail Drawing No SPES/Rate 23/Fw-06) -First floor	Sq.m	6,160.00
FW06b	Shuttering for column shaft 225 x225mm including 15mm thick plywood sheet,50x50mm timber,12mm dia: thread bar,washers,nuts and dismantling same when required.Rate to include 100mm high 3mm thick sponge layer stick on around concrete column at every lapping face)(As per detail Drawing No SPES/Rate 23/Fw-06) -Second floor	Sq.m	6,220.00
FW06c	Shuttering for column shaft 225 x225mm including 15mm thick plywood sheet,50x50mm timber,12mm dia: thread bar,washers,nuts and dismantling same when required.Rate to include 100mm high 3mm thick sponge layer stick on around concrete column at every lapping face) (As per detail Drawing No SPES/Rate 23/Fw-06)-Third floor	Sq.m	6,280.00

Code	Description	Unit	Rate (LKR)
FW07	Shuttering for column shaft 300 x225mm including 15mm thick plywood sheet,50x50mm timber,12mm dia: thread bar,washers,nuts,acro jacks and dismantling same when required -Rate to include 100mm high 3mm thick sponge layer stick on around concrete column at every lapping face)(As per detail Drawing No SPES/Rate 23/Fw-06)Ground floor	Sq.m	5,230.00
FW07a	Shuttering for column shaft 300 x225mm including 15mm thick plywood sheet,50x50mm timber,12mm dia: thread bar,washers,nuts and dismantling same when required.Rate to include 100mm high 3mm thick sponge layer stick on aroundconcrete column at every lapping face) (As per detail Drawing No SPES/Rate 23/Fw-06)-First floor	Sq.m	5,330.00
FW07b	Shuttering for column shaft 300 x225mm including 15mm thick plywood sheet,50x50mm timber,12mm dia: thread bar,washers,nuts and dismantling same when required.Rate to include 100mm high 3mm thick sponge layer stick on around concrete column at every lapping face) (As per detail Drawing No SPES/Rate 23/Fw-06)-Second floor	Sq.m	5,380.00
FW07c	Shuttering for column shaft 300 x225mm including 15mm thick plywood sheet,50x50mm timber,12mm dia: .thread bar,washers,nuts and dismantling same when required.Rate to include 100mm high 3mm thick sponge layer stick on around concrete column at every lapping face) (As per detail Drawing No SPES/Rate 23/Fw-06)-Third floor	Sq.m	5,440.00
FW08	Shuttering for column shaft 300 x300mm including 15mm thick plywood sheet,50x50mm timber,12mm dia: thread bar,washers,nuts,acro jacks and dismantling same when required -Rate to include 100mm high 3mm thick sponge layer stick on around concrete column at every lapping face)(As per detail Drawing No SPES/Rate 23/Fw-06)Ground floor	Sq.m	4,630.00
FW08a	Shuttering for column shaft 300 x300mm including 15mm thick plywood sheet,50x50mm timber,12mm dia: thread bar,washers,nuts and dismantling same when required.Rate to include 100mm high 3mm thick sponge layer stick on around concrete column at every lapping face) -(As per detail Drawing No SPES/Rate 23/Fw-06)First floor	Sq.m	4,730.00
FW08b	Shuttering for column shaft 300 x300mm including 15mm thick plywood sheet,50x50mm timber,12mm dia: thread bar,washers,nuts and dismantling same when required.Rate to include 100mm high 3mm thick sponge layer stick on around concrete column at every lapping face) (As per detail Drawing No SPES/Rate 23/Fw-06)-Second floor	Sq.m	4,770.00

Code	Description	Unit	Rate (LKR)
FW08c	Shuttering for column shaft 300 x300mm including 15mm thick plywood sheet,50x50mm timber,12mm dia: thread bar,washers,nuts and dismantling same when required.Rate to include 100mm high 3mm thick sponge layer stick on around concrete column at every lapping face) (As per detail Drawing No SPES/Rate 23/Fw-06)-Third floor	Sq.m	4,820.00
	Steel column shutters		
FW09	Shuttering for column shaft 225x225mm including 2mm iron plate and 25mm x 25mm x3mm angle iron welded to bended plate horizontally at 300mm c/c. Rate to include U clips,acro jacks.and dismantling same when required (Rate to include 100mm high 3mm thick sponge layer stick on around concrete column at every lapping face) -(As per detail Drawing No SPES/Rate 23/Fw-09)Ground floor	Sq.m	2,310.00
FW09a	Shuttering for column shaft 225 x225mm including 2mm iron plate and 25mm x 25mmx3mm angle iron welded to bended plate horizontally at 300mm c/c. Rate to include U clips,acro jacks.and dismantling same when required(Rate to include 100mm high 3mm thick sponge layer stick on around concrete column at every lapping face)(As per detail Drawing No SPES/Rate 23/Fw-09)-First floor	Sq.m	2,360.00
FW09b	Shuttering for column shaft 225mm x225mm including 2mm iron plate and 25mm x 25mmx3mm angle iron welded to bended plate horizontally at 300mm c/c. Rate to include U clips,acro jacks.and dismantling same when required(Rate to include 100mm high 3mm thick sponge layer stick on around concrete column at every lapping face)(As per detail Drawing No SPES/Rate 23/Fw-09)-Second floor	Sq.m	2,380.00
FW09c	Shuttering for column shaft 225 x225mm including 2mm iron plate and 25mm x 25mmx3mm angle iron welded to bended plate horizontally at 300mm c/c. Rate to include U clips,acro jacks.and dismantling same when required(Rate to include 100mm high 3mm thick sponge layer stick on around concrete column at every lapping face)(As per detail Drawing No SPES/Rate 23/Fw-09)-Third floor	Sq.m	2,400.00
FW10	Shuttering for column shaft 300 x225mm including 2mm iron plate and 25mm x 25mmx3mm angle iron welded to bended plate horizontally at 300mm c/c. Rate to include U clips,acro jacks.and dismantling same when required(Rate to include 100mm high 3mm thick sponge layer stick on around concrete column at every lapping face)(As per detail Drawing No SPES/Rate 23/Fw-09) -Ground floor	Sq.m	1,900.00

Code	Description	Unit	Rate (LKR)
FW10a	Shuttering for column shaft 300 x225mm including 2mm iron plate and 25mm x 25mmx3mm angle iron welded to bended plate horizontally at 300mm c/c. Rate to include U clips,acro jacks.and dismantling same when required(Rate to include 100mm high 3mm thick sponge layer stick on around concrete column at every lapping face)(As per detail Drawing No SPES/Rate 23/Fw-09)-First floor	Sq.m	1,940.00
FW10b	Shuttering for column shaft 300mm x225mm including 2mm iron plate and 25mm x 25mmx3mm angle iron welded to bended plate horizontally at 300mm c/c. Rate to include U clips,acro jacks.and dismantling same when required(Rate to include 100mm high 3mm thick sponge layer stick on around concrete column at every lapping face)(As per detail Drawing No SPES/Rate 23/Fw-09)-Second floor	Sq.m	1,960.00
FW10c	Shuttering for column shaft 300 x225mm including 2mm iron plate and 25mm x 25mmx3mm angle iron welded to bended plate horizontally at 300mm c/c. Rate to include U clips,acro jacks.and dismantling same when required(Rate to include 100mm high 3mm thick sponge layer stick on around concrete column at every lapping face)(As per detail Drawing No SPES/Rate 23/Fw-09)-Third floor	Sq.m	1,980.00
FW11	Shuttering for column shaft 300 x300mm including 2mm iron plate and 25mm x 25mmx3mm angle iron welded to bended plate horizontally at 300mm c/c. Rate to include U clips,acro jacks.and dismantling same when required(Rate to include 100mm high 3mm thick sponge layer stick on around concrete column at every lapping face)(As per detail Drawing No SPES/Rate 23/Fw-09) -Ground floor	Sq.m	1,710.00
FW11a	Shuttering for column shaft 300 x300mm including 2mm iron plate and 25mm x 25mmx3mm angle iron welded to bended plate horizontally at 300mm c/c. Rate to include U clips,acro jacks.and dismantling same when required(Rate to include 100mm high 3mm thick sponge layer stick on around concrete column at every lapping face)(As per detail Drawing No SPES/Rate 23/Fw-09)-First floor	Sq.m	1,750.00
FW11b	Shuttering for column shaft 300mm x300mm including 2mm iron plate and 25mm x 25mmx3mm angle iron welded to bended plate horizontally at 300mm c/c. Rate to include U clips,acro jacks.and dismantling same when required(Rate to include 100mm high 3mm thick sponge layer stick on around concrete column at every lapping face)(As per detail Drawing No SPES/Rate 23/Fw-09)-Second floor	Sq.m	1,760.00

Code	Description	Unit	Rate (LKR)
FW11c	Shuttering for column shaft 300 x300mm including 2mm iron plate and 25mm x 25mmx3mm angle iron welded to bended plate horizontally at 300mm c/c. Rate to include U clips,acro jacks.and dismantling same when required(Rate to include 100mm high 3mm thick sponge layer stick on around concrete column at every lapping face)(As per detail Drawing No SPES/Rate 23/Fw-09)-Third floor	Sq.m	1,780.00
	Shuttering for floor slabs		
	Timber shuttering		
FW12	Shuttering for floor slab concrete including 15 mm plywood sheets, 4" x 2" Class (II) timber joists and necessary props. up to 12'-00" height. (Rate to include dismantling same when required). Ground floor	Sq.m	3,510.00
FW12a	Shuttering for floor slab concrete including 15 mm plywood sheets, 4" x 2" Class (II) timber joists and necessary props. up to 12 '-0" height. (Rate to include for dismantling same when required) 1st floor	Sq.m	3,580.00
FW12b	Shuttering for floor slab concrete including 15 mm plywood sheets, 4" x 2" Class (II) timber joists and necessary props. up to 12 ft height. (Rate to include for dismantling same when required). 2nd floor	Sq.m	3,610.00
FW12c	Shuttering for floor slab concrete including 15 mm plywood sheets, 4" x 2" Class (II) timber joists and necessary props. up to 12ft height. (Rate to include for dismantling same when required). 3rd floor	Sq.m	3,650.00
FW13	Shuttering for floor slab side boards by using 1" (25mm) thick class 11 timber planks and 50x25mm timber reepers as joist at 1200mm c/c.(Rate to include for dismantling same when required) Ground floor	Sq.m	3,200.00
FW13a	Shuttering for floor slab side boards by using 1" (25mm) thick class 11 timber planks and 50x25mm timber reepers as joist at 1200mm c/c.(Rate to include for dismantling same when required) 1st floor	Sq.m	3,260.00
FW13b	Shuttering for floor slab side boards by using 1" (25mm) thick class 11 timber planks and 50x25mm timber reepers as joist at 1200mm c/c.(Rate to include for dismantling same when required) 2nd floor	Sq.m	3,290.00
FW13c	Shuttering for floor slab side boards by using 1" (25mm) thick class 11 timber planks and 50x25mm timber reepers as joist at 1200mm c/c.(Rate to include for dismantling same when required) 3rd floor	Sq.m	3,330.00

Code	Description	Unit	Rate (LKR)
FW14	Steel shuttering for floor slab concrete including 2mm iron plates laid on 50Ø G.I. pipe (heavy quality) at 300mm c/c on 4"x2" class 11 timber joist at 600mm c/c.Laying 2"x2" class 11 timber bearer under iron plate joints parallel to G.I. pipe.Rate to include 5nr acro jack for each 4"x2" timber joist, applying mould oil and dismantling same when required.(As per detail Drawing No SPES/Rate 23/Fw-14)Ground floor	Sq.m	1,810.00
FW14a	Steel shuttering for floor slab concrete including 2mm iron plates laid on 50Ø G.I. pipe (heavy quality) at 300mm c/c on 4"x2" class 11 timber joist at 600mm c/c.Laying 2"x2" class 11 timber bearer under iron plate joints pareral to G.I. pipe.Rate to include 5nr acro jack for each 4"x2" timber joist, applying mould oil and dismantling same when required.(As per detail Drawing No SPES/Rate 23/Fw-14)First floor	Sq.m	1,850.00
FW14b	Steel shuttering for floor slab concrete including 2mm iron plates laid on 50Ø G.I. pipe (heavy quality) at 300mm c/c on 4"x2" class 11 timber joist at 600mm c/c.Laying 2"x2" class 11 timber bearer under iron plate joints pareral to G.I. pipe.Rate to include 5nr acro jack for each 4"x2" timber joist, applying mould oil and dismantling same when required.(As per detail Drawing No SPES/Rate 23/Fw-14)2nd floor	Sq.m	1,870.00
FW14c	Steel shuttering for floor slab concrete including 2mm iron plates laid on 50Ø G.I. pipe (heavy quality) at 300mm c/c on 4"x2" class 11 timber joist at 600mm c/c.Laying 2"x2" class 11 timber bearer under iron plate joints pareral to G.I. pipe.Rate to include 5nr acro jack for each 4"x2" timber joist, applying mould oil and dismantling same when required.(As per detail Drawing No SPES/Rate 23/Fw-14)3rd floor	Sq.m	1,880.00
FW15	Shuttering for 4 1/2"X6 "concrete lintel including Class (II) timber planks and joists necessary props. (Rate to include dismantling same when required).	Sq.m	2,270.00
FW16	Shuttering for 9" x 6 "concrete lintel including Class (II) timber planks and joists necessary props.	Sq.m	2,990.00
FW17	Shuttering for 4 1/2"X 3"concrete coping using Class (II) timber planks (Rate to include dismantling same when required).for both sides	m	510.00
FW18	Shuttering for 0'-4 1/2"x0'-9"concrete stiffener including Class (II) timber planks and joists necessary props. (Rate to include dismantling same when required).	Sq.m	2,420.00
FW19	Shuttering for beam sides & soffit in 15 mm thk plywood sheets ,Class (II) timber, joists and necessary props 450mm c/c etc. (Rate to include dismantling same when required) ground floor	Sq.m	4,070.00

Code	Description	Unit	Rate (LKR)
FW19a	Shuttering for beam sides & soffit in 15 mm thk plywood sheets Class (II) timber, joists and necessary props etc. (Rate to include for dismantling same when required) 1st floor	Sq.m	4,150.00
FW19b	Shuttering for beam sides & soffit in 15 mm thk plywood sheets Class (II) timber, joists and necessary props etc. (Rate to include for dismantling same when required) 2nd floor	Sq.m	4,190.00
FW19c	Shuttering for beam sides & soffit in 15 mm thk plywood sheets Class (II) timber, joists and necessary props etc. (Rate to include for dismantling same when required) 3rd floor	Sq.m	4,230.00
FW20	Shuttering for beam sides & soffit in 15 mm thk plywood sheets. Plywood sheet should be fixed to timber frame with 2" x 2" timber Class (II) horizontally at top, bottom and vertically at 600mm c/c. Prepared shuttering boards shall be fixed to beam inner width by using 4nr G.I. pipes (2nr pipes for both sides) 2"x 2" Class (II) timber joists, necessary acro jacks at 600mm c/c, 10mm dia: thread bars, 1" P cone & form ties at 1200mm c/c etc. (Rate to include dismantling same when required) ground floor	Sq.m	3,010.00
FW20a	Shuttering for beam sides & soffit in 15 mm thk plywood sheets. Plywood sheet should be fixed to timber frame with 2" x 2" timber Class (II) horizontally at top, bottom and vertically at 600mm c/c. Prepared shuttering boards shall be fixed to beam inner width by using 4nr G.I. pipes (2nr pipes for both sides) 2"x 2" Class (II) timber joists, necessary acro jacks at 600mm c/c, 10mm dia: thread bars, 1" P cone & form ties at 1200mm c/c etc. (Rate to include dismantling same when required) 1st floor	Sq.m	3,070.00
FW20b	Shuttering for beam sides & soffit in 15 mm thk plywood sheets. Plywood sheet should be fixed to timber frame with 2" x 2" timber Class (II) horizontally at top, bottom and vertically at 600mm c/c. Prepared shuttering boards shall be fixed to beam inner width by using 4nr G.I. pipes (2nr pipes for both sides) 2"x 2" Class (II) timber joists, necessary acro jacks at 600mm c/c, 10mm dia: thread bars, 1" P cone & form ties at 1200mm c/c etc. (Rate to include dismantling same when required) 2nd floor	Sq.m	3,100.00
FW20c	Shuttering for beam sides & soffit in 15 mm thk plywood sheets. Plywood sheet should be fixed to timber frame with 2" x 2" timber Class (II) horizontally at top, bottom and vertically at 600mm c/c. Prepared shuttering boards shall be fixed to beam inner width by using 4nr G.I. pipes (2nr pipes for both sides) 2"x 2" Class (II) timber joists, necessary acro jacks at 600mm c/c, 10mm dia: thread bars, 1" P cone & form ties at 1200mm c/c etc. (Rate to include dismantling same when required) 3rd floor	Sq.m	3,130.00

Rates for Construction & Repair Works
2026 Rates, Matara
R/F Works

Code	Description	Unit	Rate (LKR)
	Tor Steel		
RF01	Tor steel Up to DPC	Kg	450.00
RF02	Tor steel Ground floor	Kg	494.00
RF03	Tor steel 1 st floor	Kg	505.00
RF04	Tor steel 2 nd floor	Kg	515.00
RF05	Tor steel 3 rd floor	Kg	530.00
	Mild Steel		
RF06	Mild steel Up to DPC	Kg	450.00
RF07	Mild steel Ground floor	Kg	494.00
RF08	Mild steel 1 st floor	Kg	505.00
RF09	Mild steel 2 nd floor	Kg	515.00
RF10	Mild steel 3 rd floor	Kg	530.00
	6mm Steel		
RF11	6mm Steel Up to DPC	Kg	400.00
RF12	6mm Steel Ground floor	Kg	428.00
RF13	6mm Steel 1 st floor	Kg	439.00
RF14	6mm Steel 2 nd floor	Kg	449.00
RF15	6mm Steel 3 rd floor	Kg	460.00

Rates for Construction & Repair Works
2026 Rates, Matara
R R Masonry Works

Code	Description	Unit	Rate (LKR)
RR01	Random Rubble Masonry in 1:5 cement mortar in structure (6"-9" rubble)	Cu.m	30,000.00
RR02	Random Rubble Masonry in cement mortar 1:5 in substructure (6"- 9" rubble)	Cu.m	27,300.00

Rates for Construction & Repair Works
2026 Rates, Matara
Cement Block Works

Code	Description	Unit	Rate (LKR)
	Rates for Cement Block Work shall include for extra material for curved work, rough and fair cutting. Forming enough and fair grooves, throats mortises, chases, rebates, holes stops miters, raking out joints to form key, labour in eaves filling labour in return ends and angles and centering (Not for load Bearing wall)	Note	
CB01	4" Cement Block Work in 1:5 cement mortar (up to first floor level)	Sq.m	3,000.00
CB01a	4" Cement Block Work in 1:5 cement mortar (in First floor level)	Sq.m	3,090.00
CB01b	4" Cement Block Work in 1:5 cement mortar (in Second floor level)	Sq.m	3,150.00
CB01c	4" Cement Block Work in 1:5 cement mortar (in third floor level)	Sq.m	3,220.00

Rates for Construction & Repair Works
2026 Rates, Matara
Pavior Works

Code	Description	Unit	Rate (LKR)
PA01	Floors, brick paved,75 mm thick in 2:5 lime & sand motor. cement rendering floor 12.5mm thick in 1:3 cement and sand mix and finish smooth with neat cement floating.	Sq.m	4,680.00
PA02	Floors, brick paved,75 mm thick set in 2:5 lime & sand motor. cement rendering floor 12.5mm thick in 1:3 cement and sand mix and finish smooth with neat cement floating. including sorting out and cleaning available bricks.	Sq.m	3,750.00
PA03	Floors, cement concrete 1:2 1/2: 5 (25 mm Metal) 75 mm thick, cement rendered 12.5 mm 1:3 with expansion joints filled with cement and sand	Sq.m	4,020.00
PA04	Floors, cement concrete 1:2 1/2: 5 (25 mm Metal)75 mm thick, colour cement(holland brand red) rendered 12.5 mm thick in cement and sand 1:3 with expansion joints filled with cement and sand	Sq.m	4,430.00
PA05	Deleted		
PA06	Deleted		
PA07	300 x 600 mm Ceramic/porcelain tiles with all specials supplying and fixing, including raking plaster 1:3 and bedding in Tile mortar pointed with tile grout (Swistech/ Tokyo super). (Ground floor) (Tile Prime cost - 800 LKR without VAT. Manufacturer quotation consider and deduct any discount for payment)	Sq.m	8,400.00
PA07a	300 x 600 mm Ceramic/porcelain tiles with all specials supplying and fixing, including raking plaster 1:3 and bedding in Tile mortar pointed with tile grout (Swistech/ Tokyo super). (First floor) (Tile Prime cost - 800 LKR without VAT. Manufacturer quotation consider and deduct any discount for payment)	Sq.m	8,600.00
PA07b	300 x 600 mm Ceramic/porcelain tiles with all specials supplying and fixing, including raking plaster 1:3 and bedding in Tile mortar pointed with tile grout (Swistech/ Tokyo super). (Second floor) (Tile Prime cost - 800 LKR without VAT. Manufacturer quotation consider and deduct any discount for payment)	Sq.m	8,770.00
PA07c	300 x 600 mm Ceramic/porcelain tiles with all specials supplying and fixing, including raking plaster 1:3 and bedding in Tile mortar pointed with tile grout (Swistech/ Tokyo super). (Third floor) (Tile Prime cost - 800 LKR without VAT. Manufacturer quotation consider and deduct any discount for payment)	Sq.m	8,940.00
PA08	Deleted		
PA09	Deleted		

Code	Description	Unit	Rate (LKR)
PA10	600 x 600 mm Ceramic/porcelain tiles with all specials supplying and fixing, including raking plaster 1:3 and bedding in Tile motar pointed with tile grout (Swistec/ Tokyo super). (Ground floor) (Tile Prime cost - 1,800 LKR without VAT. Manufacturer quotation consider and deduct any discount for payment)	Sq.m	9,120.00
PA10a	600 x 600 mm Ceramic/porcelain tiles with all specials supplying and fixing, including raking plaster 1:3 and bedding in Tile motar pointed with tile grout (Swistec/ Tokyo super). (First floor) (Tile Prime cost - 1,800 LKR without VAT. Manufacturer quotation consider and deduct any discount for payment)	Sq.m	9,300.00
PA10b	600 x 600 mm Ceramic/porcelain tiles with all specials supplying and fixing, including raking plaster 1:3 and bedding in Tile motar pointed with tile grout (Swistec/ Tokyo super). (Second floor) (Tile Prime cost - 1,800 LKR without VAT. Manufacturer quotation consider and deduct any discount for payment)	Sq.m	9,490.00
PA10c	600 x 600 mm Ceramic/porcelain tiles with all specials supplying and fixing, including raking plaster 1:3 and bedding in Tile motar pointed with tile grout (Swistec/ Tokyo super). (Third floor) (Tile Prime cost - 1,800 LKR without VAT. Manufacturer quotation consider and deduct any discount for payment)	Sq.m	9,670.00
PA11	600 x 600 mm Ceramic/porcelain tiles with all specials supplying and fixing, including raking plaster 1:3 and bedding in Tile motar pointed with tile grout (Swistec/ Tokyo super). (Ground floor) (Tile Prime cost - 2,200 LKR without VAT. Manufacturer quotation consider and deduct any discount for payment)	Sq.m	10,500.00
PA11a	600 x 600 mm Ceramic/porcelain tiles with all specials supplying and fixing, including raking plaster 1:3 and bedding in Tile motar pointed with tile grout (Swistec/ Tokyo super). (First floor) (Tile Prime cost - 2,200 LKR without VAT. Manufacturer quotation consider and deduct any discount for payment)	Sq.m	10,700.00
PA11b	600 x 600 mm Ceramic/porcelain tiles with all specials supplying and fixing, including raking plaster 1:3 and bedding in Tile motar pointed with tile grout (Swistec/ Tokyo super). (Second floor) (Tile Prime cost - 2,200 LKR without VAT. Manufacturer quotation consider and deduct any discount for payment)	Sq.m	10,900.00

Code	Description	Unit	Rate (LKR)
PA11c	600 x 600 mm Ceramic/porcelain tiles with all specials supplying and fixing, including raking plaster 1:3 and bedding in Tile mortar pointed with tile grout (Swistech/ Tokyo super). (Third floor) (Tile Prime cost - 2,200 LKR without VAT. Manufacturer quotation consider and deduct any discount for payment)	Sq.m	11,150.00
PA12	Tile skirting 100 mm high and all specials supplying and fixing to walls including raking plaster and bedding in tile mortar 1:3 & pointed with tile grout. (Ground floor) (Tile Prime cost - 1,800 LKR without VAT. Manufacturer quotation consider and deduct any discount for payment)	m	1,250.00
PA12a	Tile skirting 100 mm high and all specials supplying and fixing to walls including raking plaster and bedding in tile mortar 1:3 & pointed with tile grout. (First floor) (Tile Prime cost - 1,800 LKR without VAT. Manufacturer quotation consider and deduct any discount for payment)	m	1,280.00
PA12b	Tile skirting 100 mm high and all specials supplying and fixing to walls including raking plaster and bedding in tile mortar 1:3 & pointed with tile grout. (Second floor) (Tile Prime cost - 1,800 LKR without VAT. Manufacturer quotation consider and deduct any discount for payment)	m	1,300.00
PA12c	Tile skirting 100 mm high and all specials supplying and fixing to walls including raking plaster and bedding in tile mortar 1:3 & pointed with tile grout. (Third floor) (Tile Prime cost - 1,800 LKR without VAT. Manufacturer quotation consider and deduct any discount for payment)	m	1,330.00
PA13	Tile skirting 100 mm high and all specials supplying and fixing to walls including raking plaster and bedding in tile mortar 1:3 & pointed with tile grout. (Ground floor) (Tile Prime cost - 2,200 LKR without VAT. Manufacturer quotation consider and deduct any discount for payment)	m	1,400.00
PA13a	Tile skirting 100 mm high and all specials supplying and fixing to walls including raking plaster and bedding in tile mortar 1:3 & pointed with tile grout. (First floor) (Tile Prime cost - 2,200 LKR without VAT. Manufacturer quotation consider and deduct any discount for payment)	m	1,430.00
PA13b	Tile skirting 100 mm high and all specials supplying and fixing to walls including raking plaster and bedding in tile mortar 1:3 & pointed with tile grout. (Second floor) (Tile Prime cost - 2,200 LKR without VAT. Manufacturer quotation consider and deduct any discount for payment)	m	1,460.00

Code	Description	Unit	Rate (LKR)
PA13c	Tile skirting 100 mm high and all specials supplying and fixing to walls including raking plaster and bedding in tile mortar 1:3 & pointed with tile grout. (Third floor) (Tile Prime cost - 2,200 LKR without VAT. Manufacturer quotation consider and deduct any discount for payment)	m	1,490.00
PA14	Deleted		
PA15	300 x 600 mm Ceramic/porcelain tiles with all specials supplying and fixing, including raking plaster 1:3 and bedding in Tile mortar pointed with tile grout (Swistech/ Tokyo super). (Ground floor) (Tile Prime cost - 900 LKR without VAT. Manufacturer quotation consider and deduct any discount for payment)	Sq.m	9,130.00
PA15a	300 x 600 mm Ceramic/porcelain tiles with all specials supplying and fixing, including raking plaster 1:3 and bedding in Tile mortar pointed with tile grout (Swistech/ Tokyo super). (First floor) (Tile Prime cost - 900 LKR without VAT. Manufacturer quotation consider and deduct any discount for payment)	Sq.m	9,310.00
PA15b	300 x 600 mm Ceramic/porcelain tiles with all specials supplying and fixing, including raking plaster 1:3 and bedding in Tile mortar pointed with tile grout (Swistech/ Tokyo super). (Second floor) (Tile Prime cost - 900 LKR without VAT. Manufacturer quotation consider and deduct any discount for payment)	Sq.m	9,490.00
PA15c	300 x 600 mm Ceramic/porcelain tiles with all specials supplying and fixing, including raking plaster 1:3 and bedding in Tile mortar pointed with tile grout (Swistech/ Tokyo super). (Third floor) (Tile Prime cost - 900 LKR without VAT. Manufacturer quotation consider and deduct any discount for payment)	Sq.m	9,680.00
PA16	Deleted		
PA17	For stair cases 300 x 600 mm Ceramic/porcelain tiles with all specials supplying and fixing, including raking plaster 1:3 and bedding in Tile mortar pointed with tile grout (Swistech/ Tokyo super). (Tile Prime cost - 800 LKR without VAT. Manufacturer quotation consider and deduct any discount for payment)	Sq.m	9,540.00
PA18	Deleted		
PA19	For stair cases 600 x 600 mm Ceramic/porcelain tiles with all specials supplying and fixing, including raking plaster 1:3 and bedding in Tile mortar pointed with tile grout (Swistech/ Tokyo super). (Tile Prime cost - 1,800 LKR without VAT. Manufacturer quotation consider and deduct any discount for payment)	Sq.m	9,600.00
PA20	Deleted		

Code	Description	Unit	Rate (LKR)
PA21	Deleted		
PA22	Deleted		
PA23	Deleted		
PA24	Deleted		
PA25	Deleted		
PA26	Deleted		
PA27	Deleted		
PA28	400 x 400 mm Ceramic/porcelain tiles with all specials supplying and fixing, including raking plaster 1:3 and bedding in Tile motar pointed with tile grout (Swistec/ Tokyo super). (Ground floor) (Tile Prime cost - 550 LKR without VAT. Manufacturer quotation consider and deduct any discount for payment)	Sq.m	7,150.00
PA28a	400 x 400 mm Ceramic/porcelain tiles with all specials supplying and fixing, including raking plaster 1:3 and bedding in Tile motar pointed with tile grout (Swistec/ Tokyo super). (First floor) (Tile Prime cost - 550 LKR without VAT. Manufacturer quotation consider and deduct any discount for payment)	Sq.m	7,290.00
PA28b	400 x 400 mm Ceramic/porcelain tiles with all specials supplying and fixing, including raking plaster 1:3 and bedding in Tile motar pointed with tile grout (Swistec/ Tokyo super). (Second floor) (Tile Prime cost - 550 LKR without VAT. Manufacturer quotation consider and deduct any discount for payment)	Sq.m	7,440.00
PA28c	400 x 400 mm Ceramic/porcelain tiles with all specials supplying and fixing, including raking plaster 1:3 and bedding in Tile motar pointed with tile grout (Swistec/ Tokyo super). (Third floor) (Tile Prime cost - 550 LKR without VAT. Manufacturer quotation consider and deduct any discount for payment)	Sq.m	7,580.00
PA29	Clay floor tile(Terra cotta natural by DSI Samson Rjarata tile pvt ltd) supplying and laying. 310 x 310 x 15.5 mm , including raking 1:3 plaster bedding in cement mortar and pointed with tile grout to match the tiles as per the engineer's instruction.	Sq.m	7,940.00
PA30	Deleted		
PA31	Deleted		
PA32	Deleted		
PA33	Deleted		
PA34	Deleted		
PA35	Deleted		
PA36	Deleted		
PA37	Deleted		
PA38	Supplying and paving (222x111mm) 80 mm thk Gr 30 Uni Model paving blocks (Rate to include transporting & paving on 50 mm height Quarry dust layer)	Sq.m	4,830.00

Code	Description	Unit	Rate (LKR)
PA39	Supplying and paving (200x100mm) 80 mm thk Gr 30 Cobble Model paving blocks(Rate to include transporting & paving on 50 mm height Quarry dust layer)	Sq.m	4,780.00

Rates for Construction & Repair Works
2026 Rates, Matara
Plaster Works

Code	Description	Unit	Rate (LKR)
PL01	Cement Sand plastering to wall 1:5, (5/8") thick semi rough G: floor rate to include curing	Sq.m	1,310.00
PL01a	Cement Sand plastering to wall 1:5, (5/8") thick semi rough 1st floor. rate to include curing	Sq.m	1,380.00
PL01b	Cement Sand plastering to wall 1:5, (5/8") thick semi rough 2nd floor rate to include curing	Sq.m	1,440.00
PL01c	Cement Sand plastering to wall 1:5, (5/8") thick semi rough 3rd floor rate to include curing	Sq.m	1,510.00
PL02	3/8 " Thick plastering to RCC beams, slab soffit , column in cement and sand 1:3 (G: Floor)	Sq.m	1,740.00
PL02a	3/8 " Thick plastering to RCC beams, slab soffit ,column in cement and sand 1:3 1st floor.	Sq.m	1,830.00
PL02b	3/8 " Thick plastering to RCC beams, slab soffit , column in cement and sand 1:3 2nd floor	Sq.m	1,920.00
PL02c	3/8 " Thick plastering to RCC beams, slab soffit ,column in cement and sand 1:3 3rd floor	Sq.m	2,000.00
PL03	Plastering 5/8 " thick Cement, lime & sand 1:1:5 finish smooth with lime putty (G:f)	Sq.m	1,910.00
PL03a	Plastering 5/8 " thick Cement, lime & sand 1:1:5 finish smooth with lime putty 1st floor	Sq.m	2,010.00
PL03b	Plastering 5/8 " thick Cement, lime & sand 1:1:5 finish smooth with lime putty 2nd floor	Sq.m	2,100.00
PL03c	Plastering 5/8 " thick Cement, lime & sand 1:1:5 finish smooth with lime putty 3 rd floor	Sq.m	2,200.00
PL04	Flashing or plaster bands laid over tiles 4" to 6" wide on roof in 1:1:4 cement , lime and sand mortar GF	m	525.00
PL04a	Flashing or plaster bands laid over tiles 4" to 6" wide on roof in 1:1:4. cement , lime and sand mortar 1st floor	m	550.00
PL04b	Flashing or plaster bands laid over tiles 4" to 6" wide on roof in 1:1:4. cement , lime and sand mortar 2nd floor	m	575.00
PL04c	Flashing or plaster bands laid over tiles 4" to 6" wide on roof in 1:1:4.cement , lime and sand mortar 3rd floor	m	600.00
PL05	1/2" thk 1:2 Cement Rendering finished smooth with neat cement floating ; G/F (Water Proofing purpose only) rate to include Curing	Sq.m	1,610.00
PL05a	1/2" thk 1:2 Cement Rendering finished smooth with neat cement floating (Water Proofing purpose only)rate to include Curing -1st floor.	Sq.m	1,700.00

Code	Description	Unit	Rate (LKR)
PL05b	1/2" thk 1:2 Cement Rendering finished smooth with neat cement floating (Water Proofing purpose only) rate to include Curing- 2nd floor	Sq.m	1,780.00
PL05c	1/2" thk 1:2 Cement Rendering finished smooth with neat cement floating ,(Water Proofing purpose only) rate to include Curing -3rd floor	Sq.m	1,860.00
PL06	1/2" thk 1:3 Cement Rendering finished smooth with neat cement floating, Ground floor(sand to be sieved with 1/8" nets) Rate to include curing	Sq.m	1,480.00
PL06a	1/2" thk 1:3 Cement Rendering finished smooth with neat cement floating Rate to include curing (sand to be sieved with 1/8" nets)- 1st floor	Sq.m	1,550.00
PL06b	1/2" thk 1:3 Cement Rendering finished smooth with neat cement floating Rate to include curing- (sand to be sieved with 1/8" nets)2nd floor	Sq.m	1,630.00
PL06c	1/2" thk 1:3 Cement Rendering finished smooth with neat cement floating Rate to include curing-(sand to be sieved with 1/8" nets) 3rd floor	Sq.m	1,700.00
PL07	1/2" thk Rendering in Cement and sand 1:3 in coloured cement floors finished smooth (holland made), Ground floor rate to include curing	Sq.m	1,890.00
PL07a	1/2" thk Rendering in Cement and sand 1:3 in coloured cement floors finished smooth (holland made), Rate to include curing- 1st floor	Sq.m	1,980.00
PL07b	1/2" thk Rendering in Cement and sand 1:3 in coloured cement floors finished smooth (holland made), Rate to include curing - 2nd floor	Sq.m	2,080.00
PL07c	1/2" thk Rendering in Cement and sand 1:3 in coloured cement floors finished smooth (holland made), Rate to include curing- 3rd floor	Sq.m	2,170.00
PL08	3/4" thk Rendering in Cement and sand 1:2 in floors finished smooth with cement. Rate to include curing -Ground floor	Sq.m	2,180.00
PL08a	3/4" thk Rendering in Cement and sand 1:2 in floors finished smooth with cement. Rate to include curing -1st floor	Sq.m	2,290.00
PL08b	3/4" thk Rendering in Cement and sand 1:2 in floors finished smooth with cement. Rate to include curing-2nd floor	Sq.m	2,400.00
PL08c	3/4" thk Rendering in Cement and sand 1:2 in floors finished smooth with cement. Rate to include curing-3rd floor	Sq.m	2,510.00
PL09	3/4" thk Rendering in Cement and sand 1:3 in floors finished smooth Rate to include curing, - Ground floor	Sq.m	2,060.00
PL10	Skirting in Cement mortar 1:3, 1/2" X 6" projected or flush to wall finish with floating including forming groove. (G: floor)	m	515.00
PL10a	Skirting in Cement mortar 1:3, 1/2" X 6" projected or flush to wall finish with floating including forming groove. (1st floor)	m	540.00

Code	Description	Unit	Rate (LKR)
PL10b	Skirting in Cement mortar 1:3, 1/2" X 6" projected or flush to wall finish with floating including forming groove. (2nd floor)	m	565.00
PL10c	Skirting in Cement mortar 1:3, 1/2" X 6" projected or flush to wall finish with floating including forming groove. (3rd floor)	m	590.00
PL11	Skirting in Cement mortar 1:3, 1/2" X 4" projected or flush to wall finish with floating including forming groove. (G: floor)	m	413.00
PL11a	Skirting in Cement mortar 1:3, 1/2" X 4" projected or flush to wall finish with floating including forming groove. (1st floor)	m	434.00
PL11b	Skirting in Cement mortar 1:3, 1/2" X 4" projected or flush to wall finish with floating including forming groove. (2nd floor)	m	455.00
PL11c	Skirting in Cement mortar 1:3, 1/2" X 4" projected or flush to wall finish with floating including forming groove. (3rd floor)	m	475.00
PL12	D.P.C 3/4" thick in cement, sand 1 :3 finished smooth with 2 coats of DPC tar blinded with sand	Sq.m	3,260.00
PL13	Reveals not exceeding 100 mm wide with 1:5 ct : sand mortar 16.0 mm thick finished semi rough.(Ground floor)	m	390.00
PL13a	Reveals not exceeding 100 mm wide with 1:5 ct : sand mortar 16.0 mm thick finished semi rough.(1st floor).	m	410.00
PL13b	Reveals not exceeding 100 mm wide with 1:5 ct : sand mortar 16.0 mm thick finished semi rough.(2nd floor).	m	429.00
PL13c	Reveals not exceeding 100 mm wide with 1:5 ct : sand mortar 16.0 mm thick finished semi rough.(3rd floor).	m	449.00
PL14	Reveals exceeding 100 mm, but not exceeding 200 mm wde with 1:5 ct : sand mortar 16.0 mm thick finished semi rough. (Ground floor)	m	710.00
PL14a	Reveals exceeding 100 mm, but not exceeding 200 mm wide with 1:5 ct : sand mortar 16.0 mm thick finished semi rough.(1st floor).	m	745.00
PL14b	Reveals exceeding 100 mm, but not exceeding 200 mm wide with 1:5 ct : sand mortar 16.0 mm thick finished semi rough.(2nd floor).	m	780.00
PL14c	Reveals exceeding 100 mm, but not exceeding 200 mm wide with 1:5 ct : sand mortar 16.0 mm thick finished semi rough.(3rd floor).	m	815.00
PL15	Reveals exceeding 200 mm, but not exceeding 300 mm wide with 1:5 ct:sand mortar 16.0 mm thick finished semi rough.GF	m	815.00
PL15a	Reveals exceeding 200 mm, but not exceeding 300 mm wide with 1:5 ct:sand mortar 16.0 mm thick finished semi rough.1st floor	m	860.00
PL15b	Reveals exceeding 200 mm, but not exceeding 300 mm wide with 1:5 ct:sand mortar 16.0 mm thick finished semi rough.2nd floor	m	900.00

Code	Description	Unit	Rate (LKR)
PL15c	Reveals exceeding 200 mm, but not exceeding 300 mm wide with 1:5 ct:sand mortar 16.0 mm thick finished semi rough.3rd floor	m	940.00
PL16	1:3 Rendering cement ,1" thick cement coping finish smooth with neat cement floating (in Ground Floor)	Sq.m	2,040.00
PL16a	1:3 Rendering cement ,1" thick cement coping finish smooth with neat cement floating (in 1st. Floor)	Sq.m	2,140.00
PL16b	1:3 Rendering cement ,1" thick cement coping finish smooth with neat cement floating (in 2nd. Floor).	Sq.m	2,250.00
PL16c	1:3 Rendering cement ,1" thick cement coping finish smooth with neat cement floating (in 3rd. Floor).	Sq.m	2,350.00
PL17	Plaster band in 1:4 Cement,Sand mortar 1 1/2"x 3/4" on existing wall. For Black Board (G. Floor)	m	443.00
PL18	Black Or Green board with 1:2, Ct : Sand mortar 3/4" thick (including adding black or green powder) finished smooth with black or green cement floating and grinding with carbo random stone. Rate to include for 1 1/2"x 3/4" thick plaster band right round the black board with 1:1:4 Ct, Lime & Sand mortar finish smooth as above data (8'-0" x 4'-0")	Sq.m	3,530.00
PL19	Cement coping in 1:4 Cement , Sand mortar 1" x 3/4 on underside of concrete slab, for prevent the rain Water flowing (Ground floor).(Wahi kenda)	m	555.00
PL20	3/4" thick in cement,sand 1:3 with Water proofing compound(10% by weight of cement)as super latex-302 or equivalent finished smooth with cement floating	Sq.m	4,830.00
PL21	Supply and laying base coat of super titanium mixture on 1/2" thick 1:3 cement sand rough finish bed to smooth surface. Then sanding by gauge 120 sand papers and clean the surface. After around 2 hours apply 2nd coat of super titanium mixture and then sanding by gauge 120 sand papers and surface must be clean dust free. After apply 3rd super titanium mixture and the sanding by gauge 400 sand papers and then gauge 800 sand papers to finish smooth surface. Finally apply wax and polish the area to achieve good shine finish. Manufacture's method statement and material specification should be approved by engineer.	Sq.m	5,270.00

Rates for Construction & Repair Works
2026 Rates, Matara
Tinker Works

Code	Description	Unit	Rate (LKR)
TN01	Zn coated (.47 mm thick AZ150 - thickness certificate necessary)colour sheet - Flashing 1'-6"girth overall 3 times bent with end lap not less than 6" lead soldered, turned and tucked up to not less than 6" into o chase cut in wall and pointed in cement mortar 1:3 and dressed over roof covering not less than 1'-0" wide.	m	2,370.00
TN02	Flashing G.I or Zn coated re fixing, including finish the wall made good condition in cement and lime mortar. (Flashing availabale at site)	m	630.00
TN03	Renewing valley gutters,with 0.47 mm thick AZ150 Zink coated(thickness certificate necessary) AL sheet 36" wide, overall once bent with end laps not less than 9" width existing boards, sheets to be tarred, joints to be shouldered and cement, lime filleting complete.	m	4,620.00
TN04	Refixing valley gutter, 36" wide, on existing boards, sheets to be tarred, joints to be soldered and cement lime filleting complete (sheets available)	m	1,120.00
TN05	.47 mm thick AZ150 (thickness certificate necessary) Zn coated sheet valley gutter 3'-0" girth over all once bent with end laps not less than 9" width including 1"thick tongued and grooved ginisapu planks laid to slope end and profile on timber members, joints to be and cement lime filleting complete.Rate including applying two coats of wood preservative and one coat of wood primer for timber	m	10,210.00
TN06	Supplying and fixing 450 mm wide Zn/Al Ridge capping with silicon joint (.47 mm thick AZ150 - thickness certificate necessary) with "GI "J-bolts with washers or fastners @ 350 mm c/c necessary accessories	m	2,340.00
TN07	Supplying & laying (.47 mm thick AZ150 - thickness certificate necessary) Zn/Al corrugated roofing sheets fixed to existing timber frame work with necessary tapping Srews (No12 - 11 x 65) fixed	Sq.m	4,460.00

Rates for Construction & Repair Works
2026 Rates, Matara
Roof Works

Code	Description	Unit	Rate (LKR)
RO01	Corrugated sheets asbestos fixed with 1/4"x7" j bolts and nuts with washers or 12 X 4 1/2"roofing screws to roof (Corrugated sheets available).	Sq.m	540.00
RO02	Corrugated asbestos sheets supplied and fixed to roof or wall on existing framework with necessary roofing screws and limpet washers or hook bolts.	Sq.m	2,780.00
RO03	Ridging, asbestos cement roofing sheet available, fixed with 1/4" x 7" J bolt or roofing screws .	m	725.00
RO04	Ridging, Calicut pattern, bedded in cement and lime mortar 1:1:4, colour to match tiles. (Keep went opening every vally point).	m	1,540.00
RO05	Ridging, Calicut pattern bedded in cement and lime mortar 1:1:4, colour to match tiles, Rate to include, keep went opening every vally point.(Tiles available at site). - Single storied building.	m	1,090.00
RO06	Tiles, Calicut pattern, flat, supplied and laid in Single Storied buildings.(up to maximum of 100 nr.)	Nr	184.00
RO06a	Tiles, Calicut pattern, flat, supplied and laid in buildings of two storied building.(up to maximum of 100 nr.)	Nr	189.00
RO06b	Tiles, Calicut pattern, flat, supplied and laid in buildings of three storied building. (up to maximum of 100 nr.)	Nr	195.00
RO06c	Tiles, Calicut pattern, flat, supplied and laid in buildings of four storied building. (up to maximum of 100 nr.)	Nr	200.00
RO07	Tiles Calicut pattern laid in sigle storied building (tiles available at site).	Sq.m	194.00
RO07a	Tiles Calicut pattern laid in two storied building (tiles available at site).	Sq.m	199.00
RO07b	Tiles Calicut pattern laid in three storied building (tiles available at site).	Sq.m	205.00
RO07c	Tiles Calicut pattern laid in four storied building (tiles available at site).	Sq.m	211.00
RO08	Tiles Calicut pattern, Supplied & laid in single storied building	Sq.m	2,270.00
RO08a	Tiles Calicut pattern, Supplied & laid in two storied building	Sq.m	2,340.00
RO08b	Tiles Calicut pattern, Supplied & laid in three storied building	Sq.m	2,410.00
RO08c	Tiles Calicut pattern, Supplied & laid in four storied building	Sq.m	2,480.00
RO09	Shifting and re-laying Calicut pattern tiles. - Single storied building.	Sq.m	128.00

Code	Description	Unit	Rate (LKR)
RO09a	Shifting and re-laying Calicut pattern tiles. - Two storied building.	Sq.m	132.00
RO09b	Shifting and re-laying Calicut pattern tiles. - Three storied building.	Sq.m	135.00
RO09c	Shifting and re-laying Calicut pattern tiles. - Four storied building.	Sq.m	139.00
RO10	Supplying and laying half round tiles on the existing asbestos roof. - Single storied.	Sq.m	5,320.00
RO10a	Supplying and laying half round tiles on the existing asbestos roof. - Two storied building.	Sq.m	5,480.00
RO10b	Supplying and laying half round tiles on the existing asbestos roof. - Three storied building.	Sq.m	5,640.00
RO10c	Supplying and laying half round tiles on the existing asbestos roof. - Four storied building.	Sq.m	5,800.00
RO11	Approved Quality Corrugated Asbestos sheets roofing 1/4"x7" j bolt with nut & washers or screw on imported heavy / medium hardwood timber frame 150 x 75 mm purline ,150 x 75 mm wall plate 150 x 50 mm ridge 100 x 50 mm rafters(maximum span is 2.7m) and 50 x 50mm beares supplied fixed complete including frame with applied two coats of clear wood preservative (100 x 50 mm rafter fixed in 750mm C/C) - Ridging measured separately. Ground floor. (Reffer draw. No. SPES/Rate23/Ro-11)	Sq.m	9,330.00
RO11a	Approved Quality Corrugated Asbestos sheets roofing 1/4"x7" j bolt with nut & washers or screw on imported heavy / medium hardwood timber frame 150 x 75 mm purline ,150 x 75 mm wall plate 150 x 50 mm ridge 100 x 50 mm rafters (rafter maximum Span 2.7m) and 50 x 50mm beares supplied fixed complete including frame with applied two coats of clear wood preservative (100 x 50 mm rafter fixed in 750mm C/C) - Ridging measured separately.1st floor (Reffer draw. No. SPES/Rate23/Ro - 11a)	Sq.m	9,610.00
RO11b	Approved Quality Corrugated Asbestos sheets roofing 1/4"x7" j bolt with nut & washers or screw on imported heavy / medium hardwood timber frame 150 x 75 mm purline ,150 x 75 mm wall plate 150 x 50 mm ridge 100 x 50 mm rafters(rafter maximum Span 2.7m) and 50 x 50mm beares supplied fixed complete including frame with applied two coats of clear wood preservative (100 x 50 mm rafter fixed in 750mm C/C) - Ridging measured separately.2nd floor (Reffer draw. No. SPES/Rate23/Ro-11a)	Sq.m	9,800.00

Code	Description	Unit	Rate (LKR)
RO11c	Approved Quality Corrugated Asbestos sheets roofing 1/4"x7" j bolt with nut & washers or screw on imported heavy / medium hardwood timber frame 150 x 75 mm purline ,150 x 75 mm wall plate 150 x 50 mm ridge 100 x 50 mm rafters(rafter maximum Span 2.7m) and 50 x 50mm beares supplied fixed complete including frame with applied two coats of clear wood preservative (100 x 50 mm rafter fixed in 750mm C/C) - Ridging measured separately.3rd floor (Reffer draw. No. SPES/Rate23/Ro-11a)	Sq.m	9,990.00
RO12	Approved Quality Corrugated Asbestos sheets roofing with 1/4"x7" j bolt with nut & washers or screw on imported heavy / medium hardwood timber frame 150 x 75 mm purline 150 x 75 mm wall plate 150 x 50 mm ridge 100 x 50 mm rafters(rafter maximum Span 2.7m) and 50 x 50mm beares supplied fixed complete (100 x 50 mm rafter fixed in 750mm C/C) -Ridging measured separately (Including Preservation of timber is achieved by Vacuum Pressure Impregnation of the timber with preservatives, using CCB by BI Commodities & Logistics Pvt Ltd or eq. (certificate should be submitted). Ground floor. (Reffer draw. No. SPES/Rate23/Ro-11)	Sq.m	9,690.00
RO12a	Approved Quality Corrugated Asbestos sheets roofing with 1/4"x7" j bolt with nut & washers or screw on imported heavy / medium hardwood timber frame 150 x 75 mm purline 150 x 75 mm wall plate 150 x 50 mm ridge 100 x 50 mm rafters(rafter maximum Span 2.7m) and 50 x 50mm beares supplied fixed complete (100 x 50 mm rafter fixed in 750mm C/C) -Ridging measured separately (Including Preservation of timber is achieved by Vacuum Pressure Impregnation of the timber with preservatives, using CCB by BI Commodities & Logistics Pvt Ltd or eq. (certificate should be submitted). 1st floor (Reffer draw. No. SPES/Rate23/Ro- 11a)	Sq.m	9,960.00
RO12b	Approved Quality Corrugated Asbestos sheets roofing with 1/4"x7" j bolt with nut & washers or screw on imported heavy / medium hardwood timber frame 150 x 75 mm purline 150 x 75 mm wall plate 150 x 50 mm ridge 100 x 50 mm rafters(rafter maximum Span 2.7m) and 50 x 50mm beares supplied fixed complete (100 x 50 mm rafter fixed in 750mm C/C) -Ridging measured separately (Including Preservation of timber is achieved by Vacuum Pressure Impregnation of the timber with preservatives, using CCB by BI Commodities & Logistics Pvt Ltd or eq. (certificate should be submitted). 2nd floor (Reffer draw. No. SPES/Rate23/Ro- 11a)	Sq.m	10,100.00

Code	Description	Unit	Rate (LKR)
RO12c	Approved Quality Corrugated Asbestos sheets roofing with 1/4"x7" j bolt with nut & washers or screw on imported heavy / medium hardwood timber frame 150 x 75 mm purline 150 x 75 mm wall plate 150 x 50 mm ridge 100 x 50 mm rafters(rafter maximum Span 2.7m) and 50 x 50mm beares supplied fixed complete (100 x 50 mm rafter fixed in 750mm C/C) -Ridging measured separately (Including Preservation of timber is achieved by Vacuum Pressure Impregnation of the timber with preservatives, using CCB by BI Commodities & Logistics Pvt Ltd or eq. (certificate should be submitted). 3rd floor (Reffer draw. No. SPES/Rate23/Ro- 11a)	Sq.m	10,300.00
RO13	Approved Quality Corrugated Asbestos sheets HIP ROOFING 1/4"x7" j bolt with nut & washers or screw on imported heavy / medium hardwood timber frame 150 x 75 mm purline 150 x 75 mm wall plate 150 x 50 mm ridge , 150x50mm hip rafters ,100x50 mm rafters(rafter maximum Span 2.7m) and 50 x 50mm beares supplied fixed complete (100 x 50 mm rafter fixed in 750mm C/C) -(Hip rafters supported post & beams & Ridging paid separatly). (Including Preservation of timber is achieved by Vacuum Pressure Impregnation of the timber with preservatives, using CCB by BI Commodities & Logistics Pvt Ltd or eq. (certificate should be submitted). Ground floor. (Reffer draw. No. SPES/Rate23/Ro- 13)	Sq.m	9,530.00
RO13a	Approved Quality Corrugated Asbestos sheets HIP ROOFING 1/4"x7" j bolt with nut & washers or screw on imported heavy / medium hardwood timber frame 150 x 75 mm purline 150 x 75 mm wall plate 150 x 50 mm ridge , 150x50mm hip rafters ,100x50 mm rafters(rafter maximum Span 2.7m) and 50 x 50mm beares supplied fixed complete (100 x 50 mm rafter fixed in 750mm C/C) -(Hip rafters supported post & beams & Ridging paid separatly). (Including Preservation of timber is achieved by Vacuum Pressure Impregnation of the timber with preservatives, using CCB by BI Commodities & Logistics Pvt Ltd or eq. (certificate should be submitted). 1st floor (Reffer draw. No. SPES/Rate23/Ro- 13a)	Sq.m	9,790.00
RO13b	Approved Quality Corrugated Asbestos sheets HIP ROOFING 1/4"x7" j bolt with nut & washers or screw on imported heavy / medium hardwood timber frame 150 x 75 mm purline 150 x 75 mm wall plate 150 x 50 mm ridge , 150x50mm hip rafters ,100x50 mm rafters(rafter maximum Span 2.7m) and 50 x 50mm beares supplied fixed complete (100 x 50 mm rafter fixed in 750mm C/C) -(Hip rafters supported post & beams & Ridging paid separatly). (Including Preservation of timber is achieved by Vacuum Pressure Impregnation of the timber with preservatives, using CCB by BI Commodities & Logistics Pvt Ltd or eq. (certificate should be submitted). 2nd floor (Reffer draw. No. SPES/Rate23/Ro- 13a)	Sq.m	9,970.00

Code	Description	Unit	Rate (LKR)
RO13c	Approved Quality Corrugated Asbestos sheets HIP ROOFING 1/4"x7" j bolt with nut & washers or screw on imported heavy / medium hardwood timber frame 150 x 75 mm purline 150 x 75 mm wall plate 150 x 50 mm ridge , 150x50mm hip rafters ,100x50 mm rafters(rafter maximum Span 2.7m) and 50 x 50mm beares supplied fixed complete (100 x 50 mm rafter fixed in 750mm C/C) -(Hip rafters supported post & beams & Ridging paid separatly). (Including Preservation of timber is achieved by Vacuum Pressure Impregnation of the timber with preservatives, using CCB by BI Commodities & Logistics Pvt Ltd or eq. (certificate should be submitted). 3rd floor. (Reffer draw. No. SPES/Rate23/Ro- 13a)	Sq.m	10,150.00
RO14	Approved Quality Corrugated Asbestos sheets roofing 1/4"x7" j bolt with nut & washers or screw on imported heavy / medium hardwood timber frame 100 x 75 mm wall plate, 150 x 50 mm ridge, 100 x 50 mm rafters and 50 x 50mm beares supplied fixed complete including frame with applied two coats of clear wood preservative (100 x 50 mm rafter fixed in 750mm C/C) - Ridging measured separately. Ground floor. (Reffer draw. No. SPES/Rate23/Ro- 14)	Sq.m	7,120.00
RO14a	Approved Quality Corrugated Asbestos sheets roofing 1/4"x7" j bolt with nut & washers or screw on imported heavy / medium hardwood timber frame 100 x 75 mm wall plate, 150 x 50 mm ridge, 100 x 50 mm rafters and 50 x 50mm beares supplied fixed complete including frame with applied two coats of clear wood preservative (100 x 50 mm rafter fixed in 750mm C/C) - Ridging measured separately.1st floor. (Reffer draw. No. SPES/Rate23/Ro- 14)	Sq.m	7,330.00
RO14b	Approved Quality Corrugated Asbestos sheets roofing 1/4"x7" j bolt with nut & washers or screw on imported heavy / medium hardwood timber frame 100 x 75 mm wall plate, 150 x 50 mm ridge, 100 x 50 mm rafters and 50 x 50mm beares supplied fixed complete including frame with applied two coats of clear wood preservative (100 x 50 mm rafter fixed in 750mm C/C) - Ridging measured separately.2nd floor. (Reffer draw. No. SPES/Rate23/Ro- 14)	Sq.m	7,480.00
RO14c	Approved Quality Corrugated Asbestos sheets roofing 1/4"x7" j bolt with nut & washers or screw on imported heavy / medium hardwood timber frame 100 x 75 mm wall plate, 150 x 50 mm ridge, 100 x 50 mm rafters and 50 x 50mm beares supplied fixed complete including frame with applied two coats of clear wood preservative (100 x 50 mm rafter fixed in 750mm C/C) - Ridging measured separately.3rd floor. (Reffer draw. No. SPES/Rate23/Ro- 14)	Sq.m	7,620.00

Code	Description	Unit	Rate (LKR)
RO15	Supplying laying and fixing corrugated asbestos roofing sheets (app. Quality) on existing angle iron . purline frame with G.I. 'J' bolts diamond washers and nuts in single storied Building	Sq.m	2,730.00
RO15a	Supplying laying and fixing large corrugated asbestos roofing sheets (app. Quality) on angle iron . purline frame with G.I. 'J' bolts diamond washers and nuts in two storied Building	Sq.m	2,810.00
RO15b	Supplying laying and fixing large corrugated asbestos roofing sheets (app. Quality) on angle iron . purline frame with G.I. 'J' bolts diamond washers and nuts in three storied Building	Sq.m	2,870.00
RO15c	Supplying laying and fixing large corrugated asbestos roofing sheets (app. Quality) on angle iron . purline frame with G.I. 'J' bolts diamond washers and nuts in four storied Building	Sq.m	2,930.00
RO16	Roof with calicut pattern tiles on imported heavy / medium hardwood sawn timber frame, work complete with 150x50mm ridges, 100x50 mm rafters @ 450 mm center to center(rafter maximum Span 2.4 m), 150 x75 mm purlin,150x75 wall plate,50 x 25 mm reepers @ 300 mm center to center .Rate to include applying 2 coats of wood preservative clear,tiling , ridging & 100mm to 150mm plaster band(bedded in cement and lime mortar 1:1:4, colour to match tiles).- Ground floor - for Truss Roof . Reffer draw. No. SPES/Rate23/Ro- 16)	Sq.m	11,300.00
RO16a	Roof with calicut pattern tiles on imported heavy / medium hardwood sawn timber frame, work complete with 150x50mm ridges, 100x50 mm rafters @ 450 mm center to center(rafter maximum Span 2.4 m), 150 x75 mm purlin,150x75 wall plate,50 x 25 mm reepers @ 300 mm center to center .Rate to include applying 2 coats of wood preservative clear,tiling , ridging & 100mm to 150mm plaster band(bedded in cement and lime mortar 1:1:4, colour to match tiles). - for Truss Roof . 1st floor Reffer draw. No. SPES/Rate23/Ro- 16)	Sq.m	11,650.00
RO16b	Roof with calicut pattern tiles on imported heavy / medium hardwood sawn timber frame, work complete with 150x50mm ridges, 100x50 mm rafters @ 450 mm center to center(rafter maximum Span 2.4 m), 150 x75 mm purlin,150x75 wall plate,50 x 25 mm reepers @ 300 mm center to center .Rate to include applying 2 coats of wood preservative clear,tiling , ridging & 100mm to 150mm plaster band(bedded in cement and lime mortar 1:1:4, colour to match tiles). - for Truss Roof . 2nd floor Reffer draw. No. SPES/Rate23/Ro- 16)	Sq.m	11,950.00

Code	Description	Unit	Rate (LKR)
RO16c	Roof with calicut pattern tiles on imported heavy / medium hardwood sawn timber frame, work complete with 150x50mm ridges, 100x50 mm rafters @ 450 mm center to center(rafter maximum Span 2.4 m), 150 x75 mm purlin,150x75 wall plate,50 x 25 mm reepers @ 300 mm center to center .Rate to include applying 2 coats of wood preservative clear,tiling , ridging & 100mm to 150mm plaster band(bedded in cement and lime mortar 1:1:4, colour to match tiles). - for Truss Roof . 3rd floor Reffer draw. No. SPES/Rate23/Ro- 16)	Sq.m	12,300.00
RO17	Roof with Calicut pattern tiles on imported heavy / medium hardwood sawn timber frame work complete with 150x50mm ridges, 100x50mm rafters @ 450 mm center to center(rafter maximum Span 2.4 m), 150 x75 purlin,150x75wall plate,50 x 25 reepers @ 300mm C/C. rate to include tiling , ridging & 100mm to 150mm plaster band(bedded in cement and lime mortar 1:1:4, colour to match tiles)Truss Roof (Preservation of timber is achieved by Vacuum Pressure Impregnation of the timber with preservatives, using CCB by BI Commodities & Logistics Pvt Ltd or eq. (certificate should be submitted). Ground floor.(Reffer draw. No. SPES/Rate23/Ro- 16)	Sq.m	12,000.00
RO17a	Roof with Calicut pattern tiles on imported heavy / medium hardwood sawn timber frame work complete with 150x50mm ridges, 100x50mm rafters @ 450 mm center to center(rafter maximum Span 2.4 m), 150 x75 purlin,150x75wall plate,50 x 25 reepers @ 300mm C/C. rate to include tiling , ridging & 100mm to 150mm plaster band(bedded in cement and lime mortar 1:1:4, colour to match tiles)Truss Roof (Preservation of timber is achieved by Vacuum Pressure Impregnation of the timber with preservatives, using CCB by BI Commodities & Logistics Pvt Ltd or eq. (certificate should be submitted). 1st floor.(Reffer draw. No. SPES/Rate23/Ro- 16)	Sq.m	12,300.00
RO17b	Roof with Calicut pattern tiles on imported heavy / medium hardwood sawn timber frame work complete with 150x50mm ridges, 100x50mm rafters @ 450 mm center to center(rafter maximum Span 2.4 m), 150 x75 purlin,150x75wall plate,50 x 25 reepers @ 300mm C/C. rate to include tiling , ridging & 100mm to 150mm plaster band(bedded in cement and lime mortar 1:1:4, colour to match tiles)Truss Roof (Preservation of timber is achieved by Vacuum Pressure Impregnation of the timber with preservatives, using CCB by BI Commodities & Logistics Pvt Ltd or eq. (certificate should be submitted) . 2nd floor.(Reffer draw. No. SPES/Rate23/Ro- 16)	Sq.m	12,550.00

Code	Description	Unit	Rate (LKR)
RO17c	Roof with Calicut pattern tiles on imported heavy / medium hardwood sawn timber frame work complete with 150x50mm ridges, 100x50mm rafters @ 450 mm center to center(rafter maximum Span 2.4 m), 150 x75 purlin,150x75wall plate,50 x 25 reepers @ 300mm C/C. rate to include tiling , ridging & 100mm to 150mm plaster band(bedded in cement and lime mortar 1:1:4, colour to match tiles)Truss Roof (Preservation of timber is achieved by Vacuum Pressure Impregnation of the timber with preservatives, using CCB by BI Commodities & Logistics Pvt Ltd or eq. (certificate should be submitted) . 3rd floor.(Reffer draw. No. SPES/Rate23/Ro- 16)	Sq.m	12,750.00
RO18	Calicut pattern tiles HIP ROOFING, imported heavy / medium hardwood sawn timber frame work complete with 150x50mm ridges, 150x50mm Hip rafters , 100x50mm rafters(rafter maximum Span 2.4 m), 150 x75 purlin and wall plate,50 x 25 reepers. rate to include tiling , ridging & 100mm to 150mm plaster band(bedded in cement and lime mortar 1:1:4, colour to match tiles)Truss Roof (Preservation of timber is achieved by Vacuum Pressure Impregnation of the timber with preservatives, using CCB by BI Commodities & Logistics Pvt Ltd or eq. (certificate should be submitted). Ground floor. (Reffer draw. No. SPES/Rate23/Ro- 18)	Sq.m	12,000.00
RO18a	Calicut pattern tiles HIP ROOFING, imported heavy / medium hardwood sawn timber frame work complete with 150x50mm ridges, 150x50mm Hip rafters , 100x50mm rafters(rafter maximum Span 2.4 m), 150 x75 purlin and wall plate,50 x 25 reepers. rate to include tiling , ridging & 100mm to 150mm plaster band(bedded in cement and lime mortar 1:1:4, colour to match tiles)Truss Roof (Preservation of timber is achieved by Vacuum Pressure Impregnation of the timber with preservatives, using CCB by BI Commodities & Logistics Pvt Ltd or eq. (certificate should be submitted). 1st floor. (Reffer draw. No. SPES/Rate23/Ro- 18a)	Sq.m	12,350.00
RO18b	Calicut pattern tiles HIP ROOFING, imported heavy / medium hardwood sawn timber frame work complete with 150x50mm ridges, 150x50mm Hip rafters , 100x50mm rafters(rafter maximum Span 2.4 m), 150 x75 purlin and wall plate,50 x 25 reepers. rate to include tiling , ridging & 100mm to 150mm plaster band(bedded in cement and lime mortar 1:1:4, colour to match tiles)Truss Roof (Preservation of timber is achieved by Vacuum Pressure Impregnation of the timber with preservatives, using CCB by BI Commodities & Logistics Pvt Ltd or eq. (certificate should be submitted). 2nd floor. (Reffer draw. No. SPES/Rate23/Ro- 18a)	Sq.m	12,550.00

Code	Description	Unit	Rate (LKR)
RO18c	Calicut pattern tiles HIP ROOFING, imported heavy / medium hardwood sawn timber frame work complete with 150x50mm ridges, 150x50mm Hip rafters , 100x50mm rafters(rafter maximum Span 2.4 m), 150 x75 purlin and wall plate,50 x 25 reepers. rate to include tiling , ridging & 100mm to 150mm plaster band(bedded in cement and lime mortar 1:1:4, colour to match tiles)Truss Roof (Preservation of timber is achieved by Vacuum Pressure Impregnation of the timber with preservatives, using CCB by BI Commodities & Logistics Pvt Ltd or eq. (certificate should be submitted). 2nd floor. (Reffer draw. No. SPES/Rate23/Ro- 18a)	Sq.m	12,800.00
RO19	Roof with calicut pattern tiles on imported heavy / medium hardwood sawn timber frame, work complete with 150x50mm ridges, 100x50 mm rafters @ 450 mm center to center(rafter maximum Span 2.4 m), 100x75 wall plate, 50 x 25 mm reepers @ 300 mm center to center .Rate to include applying 2 coats of wood presavative clear, tiling , ridging & 100mm to 150mm plaster band(bedded in cement and lime mortar 1:1:4, colour to match tiles). - ground floor (Reffer draw. No. SPES/Rate23/Ro- 19)	Sq.m	10,200.00
RO19a	Roof with calicut pattern tiles on imported heavy / medium hardwood sawn timber frame, work complete with 150x50mm ridges, 100x50 mm rafters @ 450 mm center to center(rafter maximum Span 2.4 m), 100x75 wall plate, 50 x 25 mm reepers @ 300 mm center to center .Rate to include applying 2 coats of wood presavative clear, tiling , ridging & 100mm to 150mm plaster band(bedded in cement and lime mortar 1:1:4, colour to match tiles). - 1st floor (Reffer draw. No. SPES/Rate23/Ro- 19)	Sq.m	10,550.00
RO19b	Roof with calicut pattern tiles on imported heavy / medium hardwood sawn timber frame, work complete with 150x50mm ridges, 100x50 mm rafters @ 450 mm center to center(rafter maximum Span 2.4 m), 100x75 wall plate, 50 x 25 mm reepers @ 300 mm center to center .Rate to include applying 2 coats of wood presavative clear, tiling , ridging & 100mm to 150mm plaster band(bedded in cement and lime mortar 1:1:4, colour to match tiles). - 2nd floor (Reffer draw. No. SPES/Rate23/Ro- 19)	Sq.m	10,750.00
RO19c	Roof with calicut pattern tiles on imported heavy / medium hardwood sawn timber frame, work complete with 150x50mm ridges, 100x50 mm rafters @ 450 mm center to center(rafter maximum Span 2.4 m), 100x75 wall plate, 50 x 25 mm reepers @ 300 mm center to center .Rate to include applying 2 coats of wood presavative clear, tiling , ridging & 100mm to 150mm plaster band(bedded in cement and lime mortar 1:1:4, colour to match tiles). - 3rd floor (Reffer draw. No. SPES/Rate23/Ro- 19)	Sq.m	10,950.00

Code	Description	Unit	Rate (LKR)
RO20	Approved Quality Corrugated Asbestos sheets roofing 1/4"x7" j bolt with nut & washers or screw on Micro timber frame 150 x 75 mm purline ,150 x 75 mm wall plate 150 x 50 mm ridge 100 x 50 mm rafters(rafter maximum Span 2.7m) and 50 x 50mm beares supplied fixed complete including frame with applied two coats of clear wood preservative (100 x 50 mm rafter fixed in 750mm C/C) -Ridging measured separately. Ground floor. (Reffer draw. No. SPES/Rate23/Ro- 11)	Sq.m	7,870.00
RO20a	Approved Quality Corrugated Asbestos sheets roofing 1/4"x7" j bolt with nut & washers or screw on Micro timber frame 150 x 75 mm purline ,150 x 75 mm wall plate 150 x 50 mm ridge 100 x 50 mm rafters(rafter maximum Span 2.7m) and 50 x 50mm beares supplied fixed complete including frame with applied two coats of clear wood preservative (100 x 50 mm rafter fixed in 750mm C/C) -Ridging measured separately. 1st floor. (Reffer draw. No. SPES/Rate23/Ro- 11)	Sq.m	8,100.00
RO20b	Approved Quality Corrugated Asbestos sheets roofing 1/4"x7" j bolt with nut & washers or screw on Micro timber frame 150 x 75 mm purline ,150 x 75 mm wall plate 150 x 50 mm ridge 100 x 50 mm rafters(rafter maximum Span 2.7m) and 50 x 50mm beares supplied fixed complete including frame with applied two coats of clear wood preservative (100 x 50 mm rafter fixed in 750mm C/C) -Ridging measured separately. 2nd floor. (Reffer draw. No. SPES/Rate23/Ro- 11)	Sq.m	8,260.00
RO20c	Approved Quality Corrugated Asbestos sheets roofing 1/4"x7" j bolt with nut & washers or screw on Micro timber frame 150 x 75 mm purline ,150 x 75 mm wall plate 150 x 50 mm ridge 100 x 50 mm rafters(rafter maximum Span 2.7m) and 50 x 50mm beares supplied fixed complete including frame with applied two coats of clear wood preservative (100 x 50 mm rafter fixed in 750mm C/C) -Ridging measured separately. 3rd floor. (Reffer draw. No. SPES/Rate23/Ro- 11)	Sq.m	8,420.00
RO21	Approved Quality Corrugated Asbestos sheets roofing with 1/4"x7" j bolt with nut & washers or screw on Micro timber frame 150 x 75 mm purline 150 x 75 mm wall plate 150 x 50 mm ridge 100 x 50 mm rafters(rafter maximum Span 2.7m) and 50 x 50mm beares supplied fixed complete (100 x 50 mm rafter fixed in 750mm C/C) -Ridging measured separately (Including Preservation of timber is achieved by Vacuum Pressure Impregnation of the timber with preservatives, using CCB by BI Commodities & Logistics Pvt Ltd or eq. (certificate should be submitted). Ground floor. (Reffer draw. No. SPES/Rate23/Ro- 11)	Sq.m	8,300.00

Code	Description	Unit	Rate (LKR)
RO21a	Approved Quality Corrugated Asbestos sheets roofing with 1/4"x7" j bolt with nut & washers or screw on Micro timber frame 150 x 75 mm purline 150 x 75 mm wall plate 150 x 50 mm ridge 100 x 50 mm rafters(rafter maximum Span 2.7m) and 50 x 50mm beares supplied fixed complete (100 x 50 mm rafter fixed in 750mm C/C) -Ridging measured separately (Including Preservation of timber is achieved by Vacuum Pressure Impregnation of the timber with preservatives, using CCB by BI Commodities & Logistics Pvt Ltd or eq. (certificate should be submitted). 1st floor. (Reffer draw. No. SPES/Rate23/Ro- 11)	Sq.m	8,540.00
RO21b	Approved Quality Corrugated Asbestos sheets roofing with 1/4"x7" j bolt with nut & washers or screw on Micro timber frame 150 x 75 mm purline 150 x 75 mm wall plate 150 x 50 mm ridge 100 x 50 mm rafters(rafter maximum Span 2.7m) and 50 x 50mm beares supplied fixed complete (100 x 50 mm rafter fixed in 750mm C/C) -Ridging measured separately (Including Preservation of timber is achieved by Vacuum Pressure Impregnation of the timber with preservatives, using CCB by BI Commodities & Logistics Pvt Ltd or eq. (certificate should be submitted). 2nd floor. (Reffer draw. No. SPES/Rate23/Ro- 11)	Sq.m	8,710.00
RO21c	Approved Quality Corrugated Asbestos sheets roofing with 1/4"x7" j bolt with nut & washers or screw on Micro timber frame 150 x 75 mm purline 150 x 75 mm wall plate 150 x 50 mm ridge 100 x 50 mm rafters(rafter maximum Span 2.7m) and 50 x 50mm beares supplied fixed complete (100 x 50 mm rafter fixed in 750mm C/C) -Ridging measured separately (Including Preservation of timber is achieved by Vacuum Pressure Impregnation of the timber with preservatives, using CCB by BI Commodities & Logistics Pvt Ltd or eq. (certificate should be submitted). 3rd floor. (Reffer draw. No. SPES/Rate23/Ro- 11)	Sq.m	8,880.00
RO22	Approved Quality Corrugated Asbestos sheets HIP ROOFING 1/4"x7" j bolt with nut & washers or screw on Micro timber frame 150 x 75 mm purline 150 x 75 mm wall plate 150 x 50 mm ridge , 150x50mm hip rafters, 100x50 mm rafters(rafter maximum Span 2.7m) and 50 x 50mm beares supplied fixed complete (100 x 50 mm rafter fixed in 750mm C/C) -(Hip rafters supported post & beams & Ridging paid separattly). (Including Preservation of timber is achieved by Vacuum Pressure Impregnation of the timber with preservatives, using CCB by BI Commodities & Logistics Pvt Ltd or eq. (certificate should be submitted). Ground floor. (Reffer draw. No. SPES/Rate23/Ro- 13)	Sq.m	8,150.00

Code	Description	Unit	Rate (LKR)
RO22a	Approved Quality Corrugated Asbestos sheets HIP ROOFING 1/4"x7" j bolt with nut & washers or screw on Micro timber frame 150 x 75 mm purline 150 x 75 mm wall plate 150 x 50 mm ridge , 150x50mm hip rafters, 100x50 mm rafters(rafter maximum Span 2.7m) and 50 x 50mm beares supplied fixed complete (100 x 50 mm rafter fixed in 750mm C/C) -(Hip rafters supported post & beams & Ridging paid separattly). (Including Preservation of timber is achieved by Vacuum Pressure Impregnation of the timber with preservatives, using CCB by BI Commodities & Logistics Pvt Ltd or eq. (certificate should be submitted). 1st floor. (Reffer draw. No. SPES/Rate23/Ro- 13)	Sq.m	8,380.00
RO22b	Approved Quality Corrugated Asbestos sheets HIP ROOFING 1/4"x7" j bolt with nut & washers or screw on Micro timber frame 150 x 75 mm purline 150 x 75 mm wall plate 150 x 50 mm ridge , 150x50mm hip rafters, 100x50 mm rafters(rafter maximum Span 2.7m) and 50 x 50mm beares supplied fixed complete (100 x 50 mm rafter fixed in 750mm C/C) -(Hip rafters supported post & beams & Ridging paid separattly). (Including Preservation of timber is achieved by Vacuum Pressure Impregnation of the timber with preservatives, using CCB by BI Commodities & Logistics Pvt Ltd or eq. (certificate should be submitted). 2nd floor. (Reffer draw. No. SPES/Rate23/Ro- 13)	Sq.m	8,530.00
RO22c	Approved Quality Corrugated Asbestos sheets HIP ROOFING 1/4"x7" j bolt with nut & washers or screw on Micro timber frame 150 x 75 mm purline 150 x 75 mm wall plate 150 x 50 mm ridge , 150x50mm hip rafters, 100x50 mm rafters(rafter maximum Span 2.7m) and 50 x 50mm beares supplied fixed complete (100 x 50 mm rafter fixed in 750mm C/C) -(Hip rafters supported post & beams & Ridging paid separattly). (Including Preservation of timber is achieved by Vacuum Pressure Impregnation of the timber with preservatives, using CCB by BI Commodities & Logistics Pvt Ltd or eq. (certificate should be submitted). 3rd floor. (Reffer draw. No. SPES/Rate23/Ro- 13)	Sq.m	8,680.00
RO23	Roof with calicut pattern tiles on Micro sawn timber frame, work complete with 150x50mm ridges, 100x50 mm rafters @ 450 mm center to center(rafter maximum Span 2.4 m) 150 x75 mm purlin,150x75 wall plate,50 x 25 mm reepers @ 300 mm center to center .Rate to include applying 2 coats of wood presavative clear,tiling , ridging & 100mm to 150mm plaster band(bedded in cement and lime mortar 1:1:4, colour to match tiles). Ground floor - for Truss Roof . (Refer draw. No. SPES/Rate23/Ro- 16)	Sq.m	9,240.00

Code	Description	Unit	Rate (LKR)
RO23a	Roof with calicut pattern tiles on Micro sawn timber frame, work complete with 150x50mm ridges, 100x50 mm rafters @ 450 mm center to center(rafter maximum Span 2.4 m) 150 x75 mm purlin,150x75 wall plate,50 x 25 mm reepers @ 300 mm center to center .Rate to include applying 2 coats of wood preservative clear,tiling , ridging & 100mm to 150mm plaster band(bedded in cement and lime mortar 1:1:4, colour to match tiles). 1st floor - for Truss Roof . (Refer draw. No. SPES/Rate23/Ro- 16)	Sq.m	9,520.00
RO23b	Roof with calicut pattern tiles on Micro sawn timber frame, work complete with 150x50mm ridges, 100x50 mm rafters @ 450 mm center to center(rafter maximum Span 2.4 m) 150 x75 mm purlin,150x75 wall plate,50 x 25 mm reepers @ 300 mm center to center .Rate to include applying 2 coats of wood preservative clear,tiling , ridging & 100mm to 150mm plaster band(bedded in cement and lime mortar 1:1:4, colour to match tiles). 2nd floor - for Truss Roof . (Refer draw. No. SPES/Rate23/Ro- 16)	Sq.m	9,700.00
RO23c	Roof with calicut pattern tiles on Micro sawn timber frame, work complete with 150x50mm ridges, 100x50 mm rafters @ 450 mm center to center(rafter maximum Span 2.4 m) 150 x75 mm purlin,150x75 wall plate,50 x 25 mm reepers @ 300 mm center to center .Rate to include applying 2 coats of wood preservative clear,tiling , ridging & 100mm to 150mm plaster band(bedded in cement and lime mortar 1:1:4, colour to match tiles). 3rd floor - for Truss Roof . (Refer draw. No. SPES/Rate23/Ro- 16)	Sq.m	9,890.00
RO24	Roof with Calicut pattern tiles on Micro sawn timber frame work complete with 150x50mm ridges, 100x50mm rafters @ 450 mm center to center(rafter maximum Span 2.4 m), 150 x75 purlin,150x75wall plate,50 x 25 reepers. rate to include tiling , ridging & 100mm to 150mm plaster band(bedded in cement and lime mortar 1:1:4, colour to match tiles)Truss Roof (Preservation of timber is achieved by Vacuum Pressure Impregnation of the timber with preservatives, using CCB by BI Commodities & Logistics Pvt Ltd or eq. (certificate should be submitted) . Ground floor. (Refer draw. No. SPES/Rate23/Ro- 16)	Sq.m	9,980.00

Code	Description	Unit	Rate (LKR)
RO24a	Roof with Calicut pattern tiles on Micro sawn timber frame work complete with 150x50mm ridges, 100x50mm rafters @ 450 mm center to center(rafter maximum Span 2.4 m), 150 x75 purlin,150x75wall plate,50 x 25 reepers. rate to include tiling , ridging & 100mm to 150mm plaster band(bedded in cement and lime mortar 1:1:4, colour to match tiles)Truss Roof (Preservation of timber is achieved by Vacuum Pressure Impregnation of the timber with preservatives, using CCB by BI Commodities & Logistics Pvt Ltd or eq. (certificate should be submitted). 1st floor. (Refer draw. No. SPES/Rate23/Ro- 16)	Sq.m	10,250.00
RO24b	Roof with Calicut pattern tiles on Micro sawn timber frame work complete with 150x50mm ridges, 100x50mm rafters @ 450 mm center to center(rafter maximum Span 2.4 m), 150 x75 purlin,150x75wall plate,50 x 25 reepers. rate to include tiling , ridging & 100mm to 150mm plaster band(bedded in cement and lime mortar 1:1:4, colour to match tiles)Truss Roof (Preservation of timber is achieved by Vacuum Pressure Impregnation of the timber with preservatives, using CCB by BI Commodities & Logistics Pvt Ltd or eq. (certificate should be submitted). 2nd floor. (Refer draw. No. SPES/Rate23/Ro- 16)	Sq.m	10,400.00
RO24c	Roof with Calicut pattern tiles on Micro sawn timber frame work complete with 150x50mm ridges, 100x50mm rafters @ 450 mm center to center(rafter maximum Span 2.4 m), 150 x75 purlin,150x75wall plate,50 x 25 reepers. rate to include tiling , ridging & 100mm to 150mm plaster band(bedded in cement and lime mortar 1:1:4, colour to match tiles)Truss Roof (Preservation of timber is achieved by Vacuum Pressure Impregnation of the timber with preservatives, using CCB by BI Commodities & Logistics Pvt Ltd or eq. (certificate should be submitted). 3rd floor. (Refer draw. No. SPES/Rate23/Ro- 16)	Sq.m	10,600.00
RO25	Calicut pattern tiles HIP ROOFING, Micro sawn timber frame work complete with 150x50mm ridges, 150x50mm Hip rafters , 100x50mm rafters @ 450 mm center to center(rafter maximum Span 2.4 m), 150 x75 purlin and wall plate,50 x 25 reepers. rate to include tiling , ridging & 100mm to 150mm plaster band(bedded in cement and lime mortar 1:1:4, colour to match tiles)Truss Roof (Preservation of timber is achieved by Vacuum Pressure Impregnation of the timber with preservatives, using CCB by BI Commodities & Logistics Pvt Ltd or eq. (certificate should be submitted). Ground floor. (Reffer draw. No. SPES/Rate23/Ro- 18)	Sq.m	10,050.00

Code	Description	Unit	Rate (LKR)
RO25a	Calicut pattern tiles HIP ROOFING, Micro sawn timber frame work complete with 150x50mm ridges, 150x50mm Hip rafters , 100x50mm rafters @ 450 mm center to center(rafter maximum Span 2.4 m), 150 x75 purlin and wall plate,50 x 25 reepers. rate to include tiling , ridging & 100mm to 150mm plaster band(bedded in cement and lime mortar 1:1:4, colour to match tiles)Truss Roof (Preservation of timber is achieved by Vacuum Pressure Impregnation of the timber with preservatives, using CCB by BI Commodities & Logistics Pvt Ltd or eq. (certificate should be submitted). 1st floor. (Reffer draw. No. SPES/Rate23/Ro- 18)	Sq.m	10,300.00
RO25b	Calicut pattern tiles HIP ROOFING, Micro sawn timber frame work complete with 150x50mm ridges, 150x50mm Hip rafters , 100x50mm rafters @ 450 mm center to center(rafter maximum Span 2.4 m), 150 x75 purlin and wall plate,50 x 25 reepers. rate to include tiling , ridging & 100mm to 150mm plaster band(bedded in cement and lime mortar 1:1:4, colour to match tiles)Truss Roof (Preservation of timber is achieved by Vacuum Pressure Impregnation of the timber with preservatives, using CCB by BI Commodities & Logistics Pvt Ltd or eq. (certificate should be submitted). 2nd floor. (Reffer draw. No. SPES/Rate23/Ro- 18)	Sq.m	10,600.00
RO25c	Calicut pattern tiles HIP ROOFING, Micro sawn timber frame work complete with 150x50mm ridges, 150x50mm Hip rafters , 100x50mm rafters @ 450 mm center to center(rafter maximum Span 2.4 m), 150 x75 purlin and wall plate,50 x 25 reepers. rate to include tiling , ridging & 100mm to 150mm plaster band(bedded in cement and lime mortar 1:1:4, colour to match tiles)Truss Roof (Preservation of timber is achieved by Vacuum Pressure Impregnation of the timber with preservatives, using CCB by BI Commodities & Logistics Pvt Ltd or eq. (certificate should be submitted). 3rd floor. (Reffer draw. No. SPES/Rate23/Ro- 18)	Sq.m	10,850.00
RO26	Fabricate & fixing Timber Frame for 3'-0" wide (eave)Canopy roof , using 100 x 50 mm (1 nr of 4'-0", 01 nr of 2'-6" & 01 nr 3'-0" long) imported heavy / medium hardwood swan timber frame work ,-rate to include 3nr of 1/2" x 4" anchor bolts & applying 2coats of clear wood preservative (Ground floor)	Nr	15,000.00
RO26a	Fabricate & fixing Timber Frame for 3'-0" wide (eave)Canopy roof , using 100 x 50 mm (1 nr of 4'-0", 01 nr of 2'-6" & 01 nr 3'-0" long) imported heavy / medium hardwood swan timber frame work ,-rate to include 3nr of 1/2" x 4" anchor bolts & applying 2coats of clear wood preservative (1st floor)	Nr	15,450.00

Code	Description	Unit	Rate (LKR)
RO26b	Fabricate & fixing Timber Frame for 3'-0" wide (eave)Canopy roof , using 100 x 50 mm (1 nr of 4'-0", 01 nr of 2'-6" & 01 nr 3'-0" long) imported heavy / medium hardwood swan timber frame work ,-rate to include 3nr of 1/2" x 4" anchor bolts & applying 2coats of clear wood preservative (2nd floor)	Nr	15,750.00
RO27	3'-0" wide (eave)Canopy roof for Building, with 2 Nr of 4"x2" (100 x 50 mm) purlin & covering with Asbestoes roofing sheets ,Zn coated (.47 mm thick AZ150 - thickness) 1'-6" flashing ,as per instruction applying 2coats of clear wood preservative (Brackets paid seperatly) -Ground floor	m	8,100.00
RO27a	3'-0" wide (eave)Canopy roof for Building, with 2 Nr of 4"x2" (100 x 50 mm) purlin & covering with Asbestoes roofing sheets ,1'-6" flashing ,as per instruction applying 2coats of clear wood preservative (With out Bracket) -First floor	m	8,350.00
RO27b	3'-0" wide (eave)Canopy roof for Building, with 2 Nr of 4"x2" (100 x 50 mm) purlin & covering with Asbestoes roofing sheets ,1'-6" flashing ,as per instruction applying 2coats of clear wood preservative (With out Bracket) -second floor	m	8,550.00
RO28	Corrugated Asbestos Roof with Asbestos flat ceiling sheets over the rafters on imported heavy / medium hardwood timber frame 150 x 50mm ridges, 125 x 75mm purlin, 100 x 75 mm wall plate, 100 x 50mm rafters @ 600 mm center to certer(rafter maximum Span 2.4 m), and 50 x 50 mm bears, supplying and fixed, rate to include necessary Aluminium Tees, Routing Edges of rafters(bottom) and 2 coats of polyurethane varnish one coat of wall filler and 2 coats emulsion paint to asbestos flat ceiling sheet rate to include applying 2coats of wood clear presavative Ridging measured separately.(Reffer draw. No. SPES/Rate23/Ro- 28)	Sq.m	12,650.00
RO29	Corrugated Asbestos Roof with 150 mm width & 18 - 16 mm thick "Lunumidella" tounge & grooved planks over the rafters on imported heavy / medium hardwood timber frame 100 x 50 rafters @ 600 mm center to certer(rafter maximum Span 2.4 m), 150 x 50 ridges, 125x75mm purlin and 50 x 50 mm bears, supplying and fixed, rate to include Routaring Edges of rafters(bottom) applying one coat of sanding sealer & two coats of NC wood finish (100 x 50 mm rafters fixed in 600mm C/C), laying 3 mm thk double side "Mack" foil ,Ridging measured separately rate to include 2 coats of clear wood preservative. (Reffer draw. No. SPES/Rate23/Ro- 28)	Sq.m	14,850.00

Code	Description	Unit	Rate (LKR)
RO30	Roof with "S" tile - Natural Clay colour or engobed Autumblend (half) clour [DSI tile (pvt) ltd made] or equelent on imported heavy / medium hardwood timber frame work complete with 150 x 50mm ridges, 100 x 50 rafters @ 450 mm c/c, 150 x75 purlin,150x75 wall plate 50 x 25 reapers @ 262 mm (10 ¼ ") c/c (rate to include tiling , ridging (bedded in cement and sand mortar 1:5, as per manufacture specification) Truss Roof minimum roof angle 25 deg & maximum purline span is 2400 mm rate to include applying two coats of wood preservative. - Single storied Building.	Sq.m	17,000.00
RO30a	Roof with "S" tile - Natural Clay colour or engobed Autumblend (half) clour [DSI tile (pvt) ltd made] or equelent on imported heavy / medium hardwood timber frame work complete with 150 x 50mm ridges, 100 x 50 rafters @ 450 mm c/c, 150 x75 purlin,150x75 wall plate 50 x 25 reapers @ 262 mm (10 ¼ ") c/c (rate to include tiling , ridging (bedded in cement and sand mortar 1:5, as per manufacture specification) Truss Roof minimum roof angle 25 deg & maximum purline span is 2400 mm rate to include applying two coats of wood preservative.Two Storey.	Sq.m	17,500.00
RO31	Roof with "S" tile - Natural Clay colour or engobed Autumblend(half)clour [DSI tile (pvt) ltd made] equelent on imported heavy / medium hardwood timber frame work complete with 150 x 50mm ridges, 100 x 50 rafters @ 450 mm c/c, 150 x75 purlin,150x75 wall plate 50 x 25 reapers @ 262 mm (10 ¼ ") c/c (rate to include tiling , ridging (bedded in cement and sand mortar 1:5, as per manufacture specification) Truss Roof minimum roof angle 25 deg & maximum purline span is 2400 mm rate to (Preservation of timber is achieved by Vacuum Pressure Impregnation of the timber with preservatives, using CCB by BI Commodities & Logistics Pvt Ltd or eq. (certificate should be submitted) Single Storey.	Sq.m	17,650.00
RO31a	Roof with "S" tile - Natural Clay colour or engobed Autumblend(half)clour [DSI tile (pvt) ltd made] equelent on imported heavy / medium hardwood timber frame work complete with 150 x 50mm ridges, 100 x 50 rafters @ 450 mm c/c, 150 x75 purlin,150x75 wall plate 50 x 25 reapers @ 262 mm (10 ¼ ") c/c (rate to include tiling , ridging (bedded in cement and sand mortar 1:5, as per manufacture specification) Truss Roof minimum roof angle 25 deg & maximum purline span is 2400 mm rate to (Preservation of timber is achieved by Vacuum Pressure Impregnation of the timber with preservatives, using CCB by BI Commodities & Logistics Pvt Ltd or eq. (certificate should be submitted) - Two Storey.	Sq.m	18,150.00

Code	Description	Unit	Rate (LKR)
RO32	Roof with "Roman" tile [DSI tile (pvt) ltd made] equivelent on imported heavy / medium hardwood timber frame work complete with 150 x 50 mm ridges, 100 x 50 mm rafters @ 450 mm c/c, 150 x75 mm purlin, 50 x 25 mm reepers @ 255 mm c/c (rate to include tiling , ridging (bedded in cement and sand mortar 1:5, as per manufacture specification) (Truss span 8'-0 to 12'-0") minimum roof angle 25 deg & maximum purline span is 2400 mm rate to include applying two coats of wood preservative - single storey	Sq.m	22,100.00
RO32a	Roof with "Roman" tile [DSI tile (pvt) ltd made] equivelent on imported heavy / medium hardwood timber frame work complete with 150 x 50 mm ridges, 100 x 50 mm rafters @ 450 mm c/c, 150 x75 mm purlin, 50 x 25 mm reepers @ 255 mm c/c (rate to include tiling , ridging (bedded in cement and sand mortar 1:5, as per manufacture specification) (Truss span 8'-0 to 12'-0") * minimum roof angle 25 deg & maximum purline span is 2400 mm rate to include applying two coats of wood preservative - two storey building	Sq.m	22,750.00
RO33	2"X 1"(50 x 25mm) imported heavy / medium hardwood timber Reapers supplied & fixed new or renewed with iron nails	m	384.00
RO34	2"X 1" (50 x 25 mm) imported heavy / medium hardwood timber Reapers supplied	m	330.00
RO35	100 x 50 mm rafters imported heavy / medium hardwood timber supplied & fixed new with iron nails	m	1,790.00
RO36	Supplying of 100 x 50mm rafters imported heavy / medium hardwood timber	m	1,650.00
RO37	50 x 50 mm Beares imported heavy / medium hardwood timber supplied & fixed new with iron nails	m	835.00
RO38	Suppling of 50 x 50 mm Beares - imported heavy / medium hardwood timber	m	695.00
RO39	Timber fixing only - for Roof (Purlin/ Wall plate/ Ridge plate)	Cu.m	80,900.00
RO40	Supplying and fixing imported heavy / medium hardwood timber wall plates	Cu.m	492,000.00
RO41	Supplying of imported heavy / medium hardwood timber for wall plates	Cu.m	411,000.00
RO42	Supplying and fixing 8" x 4" (200 x 100 mm) imported heavy / medium hardwood timber	Cu.m	595,000.00
RO43	Supplying a 8" x 4" imported heavy / medium hardwood timber	Cu.m	515,000.00
RO44	100 x 50 mm rafters Class II timber, "Grandis" supplied & fixed new with iron nails	m	915.00
RO45	Supply & fixing matured coconut rafters with iron nails as per engineers' instruction.	m	575.00

Code	Description	Unit	Rate (LKR)
RO46	Supplying Galvernize Lip 100 x 50 , 2 mm "C" Purline (G-400 / Z-275) & fixing to the roof truss (Metecno, Vision or eq.) as per detailed drawing	m	2,730.00
RO46a	Supplying Galvernize Lip 100 x 50 , 2 mm "C" Purline (G-400 / Z-275) & fixing to the roof truss (Metecno, Vision or eq.) as per detailed drawing - first floor	m	2,810.00
RO46b	Supplying Galvernize Lip 100 x 50 , 2 mm "C" Purline(G-400 / Z-275) & fixing to the roof truss (Metecno, Vision or eq.) as per detailed drawing - second floor	m	2,860.00
RO46c	Supplying Galvernize Lip 100 x 50 , 2 mm "C" purline(G-400 / Z-275) & fixing to the roof truss (Metecno, Vision or eq.) as per detailed drawing - third floor	m	2,920.00
RO47	Supplying Galvernize Lip 150 x 65 x 14(2 mm) "C" purline(G-400 / Z-275) & fixing to the roof truss (Metecno, Vision or eq.) as per detailed drawing - ground floor	m	3,650.00
RO47a	Supplying Galvernize Lip 150 x 65 x 14(2 mm) "C" purline(G-400 / Z-275) & fixing to the roof truss (Metecno, Vision or eq.) as per detailed drawing - first floor	m	3,760.00
RO47b	Supplying Galvernize Lip 150 x 65 x 14(2 mm) "C" purline(G-400 / Z-275) & fixing to the roof truss (Metecno, Vision or eq.) as per detailed drawing - second floor	m	3,840.00
RO47c	Supplying Galvernize Lip 150 x 65 x 14(2 mm) "C" purline(G-400 / Z-275) & fixing to the roof truss (Metecno, Vision or eq.) as per detailed drawing - third floor	m	3,910.00
RO48	Supplying .47 mm thk AZ150 , 550N/mm2 strength Zn/Al clour bonded roofing sheet & fixing to existing "c" purline frame with No 12-14 x 50 mm fastners (Metecno, Vision or eq.). approval should be taken from Engineer before installation	Sq.m	4,370.00
RO49	Supplying .47 mm Zn/Al clour bonded roofing sheet(AZ150,550N/mm2 Strength) with heat insulation system (16 kg/m3, 50 mm thk glass wool blanket sheet with 03 way reinforced Double sided Al foil on 75 x 75 GI mesh- gage 17) & roofing sheet fixing to existing "c" purline frame with No 12-14 x 55 mm fastners , GI mesh fied with No 12-14 x 20 mm fastners (Metecno, Vision or eq.) approval should be taken from Engineer before installation	Sq.m	5,860.00
RO50	Supplying .47 mm Zn/Al colour bonded roofing sheet(AZ150 , 550N/mm2 Strength) with heat insulation system (03 way reinforced Double sided Al foil on 75x75 GI mesh- gage 17) & roofing sheet fixing to existing "c" purline frame with No 12-14 x 55 mm fastners , GI mesh fied with No 12-14 x 20 mm or No 12-14 x 25 fastners (Metecno, Vision or eq.) approval should be taken from Engineer before installation	Sq.m	5,010.00

Code	Description	Unit	Rate (LKR)
RO51	Supplying.47 mm x 470 or 610 mm Zn/Al clour bonded (AZ150, 550N/mm2 Strength) Standed gable capping (valance & barge) & fixing with Hex Head fastners No 12-14 x 20 mm @ 400 mm C/C	m	2,220.00
RO52	Suppling &Installation of cement roman profile tiles of approved brand equivalent with approx. Size 333mm x 425mm (Timber structure cost not included)	Sq.m	5,410.00
RO53	Suppling calicut pattern flat tile class 1	Nr	147.00
RO54	Suppling calicut pattern ridge tile class 1	Nr	183.00

Rates for Construction & Repair Works
2026 Rates, Matara
Carpenter & Joiner Works

Code	Description	Unit	Rate (LKR)
	Allowable minimum sizes of imported timber (as per available market) 50 x 25 mm - 45 x 20 mm 50 x 50 mm - 45 x 45 mm 100 x 50 mm - 95 x 45 mm 100 x 75 mm - 95 x 70 mm 125 x 75 mm - 120 x 70 mm 150 x 50 mm - 145 x 45 mm 150 x 75 mm - 145 x 70 mm 150 x 100 mm - 145 x 95 mm 200 x 100 mm - 195 x 95 mm		
	Valance board, Barge boards		
CP01	8"x3/4 " (200x20mm) Boards , barge , valance, fascia, 3/4" (20mm) thick in class II local (Ginisapu) timber prepared by using multi purpose wood working machine , fixed complete with necessary 2" Iron screws .applying one coat of wood preservative, one coat of aluminium primer & two coats of enamel paint	m	950.00
CP02	8"x3/4 " (200x20mm) Boards , barge , valance, fascia, 3/4" (20mm) thick in class II local (Ginisapu) timber prepared by using multi purpose wood working machine , fixed complete with necessary 2" brass screws.applying one coat of wood preservative, one coat of aluminium primer & two coats of enamel paint	m	975.00
CP03	10" x 3/4 " Boards , barge , valance, fascia, 3/4" thick in class II local (Ginisapu) timber prepared by using multi purpose wood working machine , fixed complete with necessary 2" Iron screws applying one coat of wood preservative, one coat of aluminium primer & two coats of enamel paint	m	1,230.00
CP04	10" x 3/4 " Boards , barge , valance, fascia, 3/4" thick in class II local (Ginisapu) timber prepared by using multi purpose wood working machine, fixed complete with necessary 2" Brass screws applying one coat of wood preservative, one coat of aluminium primer & two coats of enamel paint	m	1,250.00

Code	Description	Unit	Rate (LKR)
	Ceiling work		
CP05	Ceiling , asbestos, flat, fixed with clout headed nails to (100 x50mm) joists @ 1200 mm c/c & (50 x 50 mm) bearers @ 600 mm c/c of imported heavy / medium hardwood timber prepared by using multi purpose wood working machine, including 11/2" x1/2" beading & 11/2 "x 11/2" moulding. Applying one coat of aluminium primer & two coat enamel paint to beading & moulding (class II timber). Applying one coat of wall pillar & two coats emulsion paint to sheets (Rate to include applying two coats of wood preservative to timber framework & use 11/2" Iron screws for moulding & Beading at 600mm c/c	Sq.m	7,370.00
CP06	Ceiling , asbestos, flat, fixed with clout headed nails to (100 x50mm) joists at 1200 mm c/c & (50 x 50 mm) bearers at 600 mm c/c of imported heavy / medium hardwood timber prepared by using multi purpose wood working machine, including 11/2" x 1/2" beading & 11/2 "x 11/2" moulding. Applying one coat primer & two coat of enamel paint to beading & moulding (class II timber). Applying one coat of wall pillar & two coats emulsion paint to Sheets (Rate to include applying two coats wood preservative to timber framework & use 11/2" Brass screws for moulding & Beading at 600mm c/c	Sq.m	7,470.00
CP07	Ceiling , asbestos, flat, fixed with clout headed nails to (100 x50mm) joists @ 1200 mm c/c & (50 x 50 mm) bearers @ 600 mm c/c of imported heavy / medium hardwood timber prepared by using multi purpose wood working machine, including 11/2" x 1/2" beading & 11/2 "x 11/2" moulding. Applying one coat primer & two coat enamel paint to beading & moulding (class II timber). Applying one coat of wall pillar & two coats of emulsion paint to sheets. (Rate to include Preservation of timber is achieved by Vacuum Pressure Impregnation of the timber with preservatives, using CCB by BI Commodities & Logistics Pvt Ltd or eq. (certificate should be submitted) & use 11/2" Iron screws for moulding & Beading at 600mm c/c	Sq.m	7,450.00
CP08	Ceiling , asbestos, flat, fixed with clout headed nails to (100 x50mm) joists @ 1200 mm c/c & (50 x 50 mm) bearers @ 600 mm c/c of imported heavy / medium hardwood timber prepared by using multi purpose wood working machine, including 11/2" x 1/2" beading & 11/2 "x 11/2" cover fillet. Applying one coat primer & two coat enamel paint to beading & moulding (class II timber). Applying one coat of wall pillar & two coats of emulsion paint to sheets (Rate to include Preservation of timber is achieved by Vacuum Pressure Impregnation of the timber with preservatives, using CCB by BI Commodities & Logistics Pvt Ltd or eq. (certificate should be submitted) & use 11/2" Brass screws for moulding & Beading at 600mm c/c	Sq.m	7,560.00

Code	Description	Unit	Rate (LKR)
	Eave ceiling		
CP09	Asbestos eaves Ceiling , fixed with iron nails to 50 x 50mm joists at 600 mm c/c & 50 x 50 mm bearers at 600mm c/c of imported heavy / medium hardwood timber prepared by using multi purpose wood working machine,Rate to include 1 1/2" x 1/2" beading , 1 1/2" x 1 1/2" moulding. Applying one coat of wall fillar & two coats emulsion paint to Ceiling Sheet. One coat aluminium primer, two coat enamel paint to beading & moulding & two coats of wood preservative for timber frame. use 1 1/2" iron screws for moulding & Beading at 600mm c/c	Sq.m	7,480.00
CP10	Asbestos eaves Ceiling , fixed with iron nails to 50 x 50mm joists at 600 mm c/c & 50 x 50 mm bearers at 600mm c/c of imported heavy / medium hardwood timber prepared by using multi purpose wood working machine,Rate to include 1 1/2" x 1/2" beading , 1 1/2" x 1 1/2" moulding. Applying one coat of wall fillar & two coats emulsion paint to Ceiling Sheet. One coat aluminium primer, two coat enamel paint to beading & moulding & two coats of wood preservative for timber frame. use 1 1/2" brass screws for moulding & Beading at 600mm c/c	Sq.m	7,600.00
CP11	Asbestos eaves Ceiling , flat, fixed with iron nails to 50 x 50 mm joists @ 600 mm C/C & 50x 50mm bearers of imported heavy / medium hardwood timber prepared by using multi purpose wood working machine.Rate to including 1 1/2" x1/2" beading & 1 1/2"x1 1/2" moulding. Applying one coat of wall fillar & two coats of emulsion paint to ceiling sheet.One coat of aluminium primer, two coats of enamel paint to beading & moulding(Preservation of timber is achieved by Vacuum Pressure Impregnation of the timber with preservatives, using CCB by BI Commodities & Logistics Pvt Ltd or eq. (certificate should be submitted). 1 1/2" iron screws for moulding & Beading at 600mm c/c	Sq.m	7,490.00
CP12	Asbestos eaves Ceiling , flat, fixed with iron nails to 50 x 50 mm joists @ 600 mm C/C & 50x 50mm bearers of imported heavy / medium hardwood timber prepared by using multi purpose wood working machine.Rate to including 1 1/2" x1/2" beading & 1 1/2"x1 1/2" moulding. Applying one coat of wall fillar & two coats of emulsion paint to ceiling sheet.One coat of aluminium primer, two coats of enamel paint to beading & moulding(Preservation of timber is achieved by Vacuum Pressure Impregnation of the timber with preservatives, using CCB by BI Commodities & Logistics Pvt Ltd or eq. (certificate should be submitted). 1 1/2" brass screws for moulding & Beading at 600mm c/c	Sq.m	7,610.00

Code	Description	Unit	Rate (LKR)
	Lunumidella ceiling		
CP13	Supplying & Fixing 100x50 mm imported heavy / medium hardwood timber joist at 600mm c/c, 150mm x 16 to 18mm thick tongue & groove "Lunumedella" ceiling planks, fixed horizontal on imported heavy / medium hardwood timber joist with 1 1/2" iron nails.Rate to include using multi purpose wood working machine for preparing timber & applying 2 coats of wood preservatives to timber frame & both sides of the ceiling planks.	Sq.m	7,700.00
CP14	Supplying & Fixing 100x50 mm imported heavy / medium hardwood timber joist at 600mm c/c & fixing available 150x 16 to 18mm thick "Lunumedella" ceiling planks horizontally on joist with 1 1/2" iron nails..Rate to include using multi purpose wood working machine for preparing timber & applying 2 coats of wood preservatives to timber frame & both sides of the ceiling flanks.(for minor repairs only)	Sq.m	5,710.00
CP15	Fixing available 100x50mm imported heavy / medium hardwood timber joist at 600mm c/c & available 150 x 16 to 18mm thick tongue & groove "Lunumedella" ceiling planks, fixing horizontal with new 1 1/2" iron nails.Rate to include using multi purpose wood working machine for preparing timber & applying 2 coats of wood preservatives to timber frame & both sides of the ceiling flanks.	Sq.m	2,660.00
CP16	Ceiling, Lunmidella 150 x 16 to 18mm thick planed, lapped and nailed to existing frame or underside of rafters, above 1 square (Fillets paid for separately)Rate to include applying 2 coats of wood preservatives to timber frame & both sides of the ceiling planks.	Sq.m	4,460.00
CP17	Deleted		
Doors -Ledge & braced doors			
CP18	Ledged, braced and battened door with 100x75mm imported heavy / medium hardwood timber frame fixed with mortice & tenon joints.Ginisapu timber class 11 sash 20mm thick (finished size) with 75mm to 100mm wide batten shall be planed smooth and fixed each other with rebated (rebated at least 12mm) joints.25mm Thick ledges & braces fixed to the inside faces of battens with 1 1/2" iron screws (20nr screws for each ledge, 14nr screws for each brace). Ledge shall be 175mm wide & brace 125mm wide unless otherwise specified in Ginisapu timber, complete with 6" brass barrel bolt inside, 6" stainless steel door barrel bolt with padlock clasp out side, 1" padlock & T hinges 75x150mm (frame 2'-6"x 6'-6", sash 2'-1/2"x 6'-3 1/2")As per detailed drawing Draw No/SPES/Rate23/Cp-18	Sq.m	29,600.00

Code	Description	Unit	Rate (LKR)
CP19	Door or window ledge,braced & battened sash only in Ginisapu timber class 11 sash 20mm thick (finished size) with 75mm to 100mm wide batten shall be planed smooth and fixed each other with rebated (rebated at least 12mm) joints.25mm Thick ledges & braces fixed to the inside faces of battens with 11/2" iron screws (20nr screws for each ledge, 14nr screws for each brace). Ledge shall be 175mm wide & brace 125mm wide unless otherwise specified in Ginisapu timber, complete with 6" brass barrel bolt inside, 6" stainless steel door barrel bolt with padlock clasp out side,2" padlock & 75x150mm T hinges (sash 2'-1/2"x 6'-21/2")Draw No/SPES/Rate23/Cp-18	Sq.m	22,800.00
CP20	100x75mm imported heavy / medium hardwood timber frame for ledge & brace door fixed with mortice & tenon joints.Rate to include fixing in position.Draw No/SPES/Rate23/Cp-18	Sq.m	13,800.00
Pannelled doors			
CP21	Doors panelled with 4"x3" frames and 1 1/8" - 1 1/4" (28-26mm) sashes in Jak timber fixed complete with new furniture (3 nrs 5"x3" Butt hinges, 01 nr 12" skelton bolt,01 nr 6" barrel bolt, Union Mortice lock made in England (5 years warenty))(3' - 3" x 7' - 0" (990x2133mm)size)- Single hung door..As per detailed drawing Draw No/SPES/Rates23/Cp-21	Sq.m	41,200.00
CP22	Doors panelled with 4"x3" frames and 1 1/8" - 1 1/4" sashes in Jak timber fixed complete with new furniture (3 nrs 5"x3" Butt hinges, 01 nr 12" skelton bolt,01 nr 6" barrel bolt, Union Mortice lock made in England (5 years warenty)) Rate to include one coat of primer & two coats of enamel paint. - Single hung door. Draw No/SPES/Rates23/Cp-21	Sq.m	46,600.00
CP23	Doors panelled with 4"x3" frames and 1 1/8" - 1 1/4" sashes in Jak timber fixed complete with new furniture (3 nrs 5"x3" Butt hinges, 01 nr 12" skelton bolt,01 nr 6" barrel bolt, Union Mortice lock made in England (5 years warenty)) Rate to include prepare and painting new woodwork, with two coats of water base protective exterior wood stain and two coats of exterior top coat clear(30% or 60% Gloss) after preparing surface (Nipolac, Master paint,Jkem, Dulux). (3' - 3" x 7' - 0" size) - Single hung door.Draw No/SPES/Rates23/Cp-21	Sq.m	47,200.00

Code	Description	Unit	Rate (LKR)
CP24	Doors panelled with 4"x3" frames and 1 1/8" - 1 1/4" sashes in Jak timber fixed complete with new furniture (3 nrs 5"x3" Butt hinges, 01 nr 12" skelton bolt, 01 nr 6" barrel bolt, Union Mortice lock made in England (5 years warranty) Rate to include prepare and painting new woodwork, with two coats of water base protective exterior hydro plus preservative wood stain and two coats of hydro plus preservative exterior top coat clear (30% or 60% Gloss) after preparing surface (Sayerlack or equivalent) (3' - 3" x 7' - 0" size)- Single hung door. Draw No/SPES/Rates23/Cp-21	Sq.m	47,600.00
CP25	Door frame preparing 100x75mm jak timber supplied & fixed in position. (3'-3"x7'-0") Draw No/SPES/Rates23/Cp-21	Sq.m	11,450.00
CP26	Doors 1 1/8" - 1 1/4" thick panelled sash only Jak timber fixed complete with new furniture including "Union Mortice lock made in England (5 years warranty) ,5" x3" brass hinges, Brass skeleton bolts 12", Brass barrel bolts 6" excluding painting (1/862x2035mm) Draw No/SPES/Rates23/Cp-21	Sq.m	36,000.00
CP27	Door 1 1/8" - 1 1/4" thick panelled sash only Jak timber fixed complete with new furniture including 5" x3" brass hinges, Brass skeleton bolts 12", Brass barrel bolts 6" ,With out mortise Lock & excluding painting. Draw No/SPES/Rates23/Cp-21	Sq.m	30,900.00
CP28	Doors 1 1/8" - 1 1/4" thick fully panelled sash only Jak timber fixed complete with new furniture including "Union mortise" door lock with five year warranty ,5" x3" brass hinges, Brass skeleton bolts 10", Brass barrel bolts 6" fixed complete with brass fittings. (same as Cp-24) & apply one coat of primer and two coats of enamel paint. Draw No/SPES/Rates23/Cp-21	Sq.m	41,400.00
CP29	Doors 1 1/8" - 1 1/4" thick fully panelled sash only Jak timber fixed complete with new furniture including "Union mortise" door lock with five year warranty ,4" x3" brass hinges, Brass skeleton bolts 10", Brass barrel bolts 6" fixed complete with brass fittings & with two coats of water base protective exterior wood stain and two coats of exterior top coat clear (30% or 60% Gloss) after preparing surface (Nipolac, Master paint, Jkem, Dulux). Draw No/SPES/Rates23/Cp-21	Sq.m	42,000.00

Code	Description	Unit	Rate (LKR)
CP30	Doors 1 1/8" - 1 1/4" thick fully panelled sash onlyJak timber fixed complete with new furniture including "Union mortise" door lock with five year warenty ,4" x3" brass hinges, Brass skeleton bolts 10", Brass barrel bolts 6" fixed complete with brass fittings. Rate to include prepare and painting new woodwork, with two coats of water base protective exterior hydro plus preservative wood stain and two coats of hydro plus preservative exterior top coat clear(30% or 60% Gloss) after preparing surface (Sayerlack or equivalent).Draw No/SPES/Rates23/Cp-21	Sq.m	42,400.00
CP31	2'-6" x 6'-9" - 1 1/4" thick plywood marine sash single (ordinary finish) hung on prepared 4"x3" jak timber frame and complete with brass furniture. (3 nrs 4" x3" Butt hinges, 01 nr 12" skelton bolt,01 nr 6" barrel bolt, Union Mortice lock with 5 year warenty...etc)	Sq.m	27,700.00
Pannelled door with louvered on top			
CP32	Doors panelled with 4"x3" frames and 1 1/8" - 1 1/4" (28-26mm) thick sashes (862x2.035mm) and 20mm thk: 115mm wide 4 nr timber louvered on top, in Jak timber fixed complete with new furniture (3 nrs 5"x3" Butt hinges, 01 nr 12" skelton bolt,01 nr 6" barrel bolt, Union Mortice lock(5 years warenty)(3' - 3" x 7' - 0" (990x2500mm)size)- Single hung door.. Draw No/SPES/Rates23/Cp-32	Sq.m	38,000.00
CP33	Doors panelled with 4"x3" frames and 1 1/8" - 1 1/4" (28-26mm) thick sashes (862x2.035mm) and 20mm thk: 115mm wide 4 nr timber louvered on top, in Jak timber fixed complete with new furniture (3 nrs 5"x3" Butt hinges, 01 nr 12" skelton bolt,01 nr 6" barrel bolt, Union Mortice lock(5 years warenty)Rate to include one coat of primer & two coats of enamel paint. - Single hung door. (990x2500mm)- Single hung door.. Draw No/SPES/Rates23/Cp-32	Sq.m	43,700.00
CP34	Doors panelled with 4"x3" frames and 1 1/8" - 1 1/4" (28-26mm) thick sashes (862x2.035mm) and 20mm thk: 115mm wide 4 nr timber louvered on top, in Jak timber fixed complete with new furniture (3 nrs 5"x3" Butt hinges, 01 nr 12" skelton bolt,01 nr 6" barrel bolt, Union Mortice lock(5 years warenty)Rate to include two coats of water base protective exterior wood stain and two coats of exterior top coat clear(30% or 60% Gloss) after preparing surface (Nipolac, Master paint,Jkem, Dulux)(990x2500mm)- Single hung door..As per detailed drawing SPES/Rates23/Cp-32	Sq.m	44,400.00

Code	Description	Unit	Rate (LKR)
CP35	Doors panelled with 4"x3" frames and 1 1/8" - 1 1/4" (28-26mm) thick sashes (862x2.035mm) and 20mm thk: 115mm wide 4 nr timber louvered on top, in Jak timber fixed complete with new furniture (3 nrs 5"x3" Butt hinges, 01 nr 12" skelton bolt, 01 nr 6" barrel bolt, Union Mortice lock(5 years warenty)Rate to include two coats of water base protective exterior hydro plus preservative wood stain and two coats of hydro plus preservative exterior top coat clear(30% or 60% Gloss) after preparing surface (Sayerlack or equivalent).(990x2500mm)- Single hung door..As per detailed drawing SPES/Rates23/Cp-32	Sq.m	44,800.00

Code	Description	Unit	Rate (LKR)
Double hung pannelled doors			
CP36	Double hunge pannelled Doors with 100x75mm frame and 1 1/8" - 1 1/4" (28-26mm) thk. door sashes(2 / 546 x2035mm) ,(Jak timber) fixed complete with new furniture (6 nrs 5"x3" Butt hinges, 01 nr 12" skelton bolt, 01 nr 6" barrel bolt, Double Hunge Union Mortice lock with 5 year warenty...etc) (all complete (Door frame 1200x2100mm size)- Double hung door. Draw No/SPES/Rates23/Cp-36	Sq.m	45,000.00
CP37	Double hunge pannelled Doors with 100x75mm frame and 1 1/8" - 1 1/4" (28-26mm) thk. door sashes(2 / 546 x2035mm) ,(Jak timber) fixed complete with new furniture (6 nrs 5"x3" Butt hinges, 01 nr 12" skelton bolt, 01 nr 6" barrel bolt, Double Hunge Union Mortice lock with 5 year warenty...etc) (all complete (Door frame 1200x2100mm size)- Double hung door. Rate to include one coat of primer & two coats of enemal paint. Draw No/SPES/Rates23/Cp-34	Sq.m	51,100.00
CP38	Double hunge pannelled Doors with 100x75mm frame and 1 1/8" - 1 1/4" (28-26mm) thk. door sashes(2 / 546 x2035mm) ,(Jak timber) fixed complete with new furniture (6 nrs 5"x3" Butt hinges, 01 nr 12" skelton bolt, 01 nr 6" barrel bolt, Double Hunge Union Mortice lock with 5 year warenty...etc) (all complete (Door frame 1200x2100mm size)- Double hung door. Rate to include two coats of water base protective exterior wood stain and two coats of exterior top coat clear(30% or 60% Gloss) after preparing surface (Nipolac, Master paint, Jkem, Dulux) Draw No/SPES/Rates23/Cp-34	Sq.m	51,800.00
CP39	Double hunge pannelled Doors with 100x75mm frame and 1 1/8" - 1 1/4" (28-26mm) thk. door sashes(2 / 546 x2035mm) ,(Jak timber) fixed complete with new furniture (6 nrs 5"x3" Butt hinges, 01 nr 12" skelton bolt, 01 nr 6" barrel bolt, Double Hunge Union Mortice lock with 5 year warenty...etc) (all complete (Door frame 1200x2100mm size)- Double hung door. Rate to include two coats of water base protective exterior hydro plus preservative wood stain and two coats of hydro plus preservative exterior top coat clear(30% or 60% Gloss) after preparing surface (Sayerlack or equivalent) Draw No/SPES/Rates23/Cp-34	Sq.m	52,300.00
Pannelled door with louvered on top			
CP40	Double hunge pannelled Doors with 100x75mm frame and 1 1/8" - 1 1/4" (28-26mm) thk. door sashes(2 / 706 x2050mm) and 20mm thk: 115mm wide 4 nr timber louvered on top,(Jak timber) fixed complete with new furniture (6 nrs 5"x3" Butt hinges, 01 nr 12" skelton bolt, 01 nr 6" barrel bolt, Double Hunge Union Mortice lock(5 year warenty) (all complete (Door frame 1524x2500mm size)- Double hung door. Draw No/SPES/Rates23/Cp-40	Sq.m	35,500.00

Code	Description	Unit	Rate (LKR)
CP41	Double hunge panelled Doors with 100x75mm frame and 1 1/8" - 1 1/4" (28-26mm) thk. door sashes(2 / 706 x2050mm) and 20mm thk: 115mm wide 4 nr timber louvered on top,(Jak timber) fixed complete with new furniture (6 nrs 5"x3" Butt hinges, 01 nr 12" skelton bolt,01 nr 6" barrel bolt, Double Hunge Union Mortice lock with 5 year warenty...etc) (all complete (Door frame 1524x2500mm size)- Double hung door. Rate to including one coat of primer & two coats of enemal paint.Draw No/SPES/Rates23/Cp-40	Sq.m	41,200.00
CP42	Double hunge panelled Doors with 100x75mm frame and 1 1/8" - 1 1/4" (28-26mm) thk. door sashes(2 / 706 x2050mm) and 20mm thk: 115mm wide 4 nr timber louvered on top,(Jak timber) fixed complete with new furniture (6 nrs 5"x3" Butt hinges, 01 nr 12" skelton bolt,01 nr 6" barrel bolt, Double Hunge Union Mortice lock with 5 year warenty...etc) (all complete (Door frame 1524x2500mm size)- Double hung door. Rate to include two coats of water base protective exterior wood stain and two coats of exterior top coat clear(30% or 60% Gloss) after preparing surface (Nipolac, Master paint,Jkem, Dulux)Draw No/SPES/Rates23/Cp-40	Sq.m	41,900.00
CP43	Double hunge panelled Doors with 100x75mm frame and 1 1/8" - 1 1/4" (28-26mm) thk. door sashes(2 / 706 x2050mm) and 20mm thk: 115mm wide 4 nr timber louvered on top,(Jak timber) fixed complete with new furniture (6 nrs 5"x3" Butt hinges, 01 nr 12" skelton bolt,01 nr 6" barrel bolt, Double Hunge Union Mortice lock with 5 year warenty...etc) (all complete (Door frame 1524x2500mm size)- Double hung door. Rate to include two coats of water base protective exterior hydro plus preservative wood stain and two coats of hydro plus preservative exterior top coat clear(30% or 60% Gloss) after preparing surface (Sayerlack or equivalent) Draw No/SPES/Rates23/Cp-40	Sq.m	42,300.00
Windows Panelled			
CP44	Window fully Panneld 2100x 1200mm overall with "Jak timber" 100x75mm frame comprising,2 nr 94 x 69mm mullions,3 nr openable panelled sash (25mm thk),including 1 3/4" to 1 1/2" window ring, 10"casement stay, casement fastener, 4"x2" butt hinges.excluding painting(approved quality brass fittings)Draw No/SPES/Rates23/Cp-44	Sq.m	47,400.00
CP45	Window fully Panneld 2100x 1200mm overall with "Jak timber" 100x75mm frame comprising,2nr 94 x 69mm mullions,3 nr open able sash (25mm thk), including 13/4" to 11/2" window ring, 10"casement stay, casement fastener, 4"x2" butt hinges...etc. Rate to Include one coat of primer & two coats of enemal paint(approved quality brass fittings)Draw No/SPES/Rates23/Cp-44	Sq.m	53,500.00

Code	Description	Unit	Rate (LKR)
CP46	Window fully Pannelled 2100x 1200mm overall with "Jak timber" 100x75mm frame comprising,2nr 94 x 69mm mullions,3 nr open able sash (25mm thk) including 13/4" to 11/2" window ring, 10"casement stay, casement fastener, 4"x2" butt hinges...etc.Rate to include two coats of water base protective exterior wood stain and two coats of exterior top coat clear(30% or 60% Gloss) after preparing surface (Nipolac, Master paint,Jkem, Dulux)(approved quality brass fittings)Draw No/SPES/Rates23/Cp-44	Sq.m	54,200.00
CP47	Window fully Pannelled 2100x 1200mm overall with "Jak timber" 100x75mm frame comprising,2nr 94 x 69mm mullions,3 nr open able sash (25mm thk), including 13/4" to 11/2" window ring, 10"casement stay, casement fastener, 4"x2" butt hinges...etc).Rate to include two coats of water base protective exterior hydro plus preservative wood stain and two coats of hydro plus preservative exterior top coat clear(30% or 60% Gloss) after preparing surface (Sayerlack or equivalent) (approved quality brass fittings)Draw No/SPES/Rates23/Cp-44	Sq.m	54,600.00
CP48	Window fully Pannelled 1425 x 1200mm overall with "Jak timber" 100x75mm frame comprising,1nr 94 x 69mm mullions,2 nr open able sash (25mm thk), including 13/4" to 11/2" window ring, 10"casement stay, casement fastener, 4"x2" butt hinges...etc excluding painting(approved quality brass fittings)Draw No/SPES/Rates23/Cp-48	Sq.m	47,200.00
CP49	Window fully Pannelled 1425 x 1200mm overall with "Jak timber" 100x75mm frame comprising,1nr 94 x 69mm mullions,2 nr open able sash (25mm thk), including 13/4" to 11/2" window ring, 10"casement stay, casement fastener, 4"x2" butt hinges...etc Rate to include apply one coat of primer and two coats of enamel paint. (3 / 622x1072mm) (approved quality brass fittings)Draw No/SPES/Rates23/Cp-48	Sq.m	52,500.00
CP50	Window fully Pannelled 1425 x 1200mm overall with "Jak timber" 100x75mm frame comprising,1nr 94 x 69mm mullions,2 nr open able sash (25mm thk), including 13/4" to 11/2" window ring, 10"casement stay, casement fastener, 4"x2" butt hinges...etc. Rate to include two coats of water base protective exterior wood stain and two coats of exterior top coat clear(30% or 60% Gloss) after preparing surface (Nipolac, Master paint,Jkem, Dulux)(3 / 622x1072mm) (approved quality brass fittings)Draw No/SPES/Rates23/Cp-48	Sq.m	53,100.00

Code	Description	Unit	Rate (LKR)
CP51	Window fully Panneld 1425 x 1200mm overall with "Jak timber" 100x75mm frame comprising,1nr 94 x 69mm mullions,2 nr open able sash (25mm thk), including 13/4" to 11/2" window ring, 10"casement stay, casement fastener, 4"x2" butt hinges...etc.Rate to include two coats of water base protective exterior hydro plus preservative wood stain and two coats of hydro plus preservative exterior top coat clear(30% or 60% Gloss) after preparing surface (Sayerlack or equivalent) (approved quality brass fittings) Draw No/SPES/Rates23/Cp-48	Sq.m	53,500.00
CP52	1" - 1 1/8" thick fully panelled window sashes (25mm thk) only (Jak timber) fixed complete with brass fittings.(Including casement fastener, brass ring,6" butt hinge....etc) excluding painting. (approved quality brass fittings)Draw No/SPES/Rates23/Cp-48	Sq.m	36,100.00
CP53	1" - 1 1/8" thick fully panelled window sashes (25mm thk) only (Jak timber) fixed complete with brass fittings.(Including casement fastener, brass ring,6" butt hinge....etc) Rate to include apply one coat of primer and two coats of enamel paint. (3 / 622x1072mm) (approved quality brass fittings)Draw No/SPES/Rates23/Cp-48	Sq.m	41,400.00
CP54	1" - 1 1/8" thick fully panelled window sashes (25mm thk) only (Jak timber) fixed complete with brass fittings.(Including casement fastener, brass ring,6" butt hinge....etc) Rate to include two coats of water base protective exterior wood stain and two coats of exterior top coat clear(30% or 60% Gloss) after preparing surface (Nipolac, Master paint,Jkem, Dulux)(3 / 622x1072mm) (approved quality brass fittings)Draw No/SPES/Rates23/Cp-48	Sq.m	42,000.00
CP55	1" - 1 1/8" thick fully panelled window sashes (25mm thk) only (Jak timber) fixed complete with brass fittings.(Including casement fastener, brass ring,6" butt hinge....etc)Rate to include two coats of water base protective exterior hydro plus preservative wood stain and two coats of hydro plus preservative exterior top coat clear(30% or 60% Gloss) after preparing surface (Sayerlack or equivalent) (3 / 622x1072mm) (approved quality brass fittings)Draw No/SPES/Rates23/Cp-48	Sq.m	42,400.00
Glazed windows			
CP56	Window glazed 2100 x 1200mm overall with "Jak timber" 100x75mm frame comprising,2nr 94 x 69mm mullions,3 nr openable sash (25mm thk), 3 mm thk clear glass including 13/4" to 11/2" window ring, 10"casement stay, casement fastener, 4"x2" butt hinges...etc excluding painting(approved quality brass fittings)Draw No/SPES/Rates23/Cp-56	Sq.m	53,000.00

Code	Description	Unit	Rate (LKR)
CP57	Window glazed 2100x 1200mm overall with "Jak timber" 100x75mm frame comprising, 2nr 94 x 69mm mullions, 3 nr openable sash (25mm thk), 3 mm thk clear glass including 13/4" to 11/2" window ring, 10" casement stay, casement fastener, 4"x2" butt hinges...etc .Rate to Include one coat of primer & two coats of enamel paint (approved quality brass fittings) Draw No/SPES/Rates23/Cp-56	Sq.m	56,800.00
CP58	Window glazed 2100x 1200mm overall with "Jak timber" 100x75mm frame comprising, 2nr 94 x 69mm mullions, 3 nr openable sash (25mm thk), 3 mm thk clear glass including 13/4" to 11/2" window ring, 10" casement stay, casement fastener, 4"x2" butt hinges...etc .Rate to Include two coats of water base protective exterior wood stain and two coats of exterior top coat clear (30% or 60% Gloss) after preparing surface (Nipolac, Master paint, Jkem, Dulux) (approved quality brass fittings) Draw No/SPES/Rates23/Cp-56	Sq.m	57,200.00
CP59	Window glazed frame 2100x 1200mm overall with "Jak timber" 100x75mm frame comprising, 2nr 94 x 69mm mullions, 3 nr openable sash (25mm thk), 3 mm thk clear glass including 13/4" to 11/2" window ring, 10" casement stay, casement fastener, 4"x2" butt hinges...etc .Rate to Include two coats of water base protective exterior hydro plus preservative wood stain and two coats of hydro plus preservative exterior top coat clear (30% or 60% Gloss) after preparing surface (Sayerlack or equivalent) (approved quality brass fittings) Draw No/SPES/Rates23/Cp-56	Sq.m	57,500.00
CP60	Window glazed 1425 x 1200mm overall with "Jak timber" 100x75mm frame comprising, 1nr 94 x 69mm mullions, 2 nr openable sash (25mm thk), 3 mm thk clear glass including 13/4" to 11/2" window ring, 10" casement stay, casement fastener, 4"x2" butt hinges...etc excluding painting (approved quality brass fittings) Draw No/SPES/Rates23/Cp-60	Sq.m	42,200.00
CP61	Window glazed 1425 x 1200mm overall with "Jak timber" 100x75mm frame comprising, 1nr 94 x 69mm mullions, 2 nr openable sash (25mm thk), 3 mm thk clear glass including 13/4" to 11/2" window ring, 10" casement stay, casement fastener, 4"x2" butt hinges...etc. Rate to Include one coat of primer & two coats of enamel paint (approved quality brass fittings) Draw No/SPES/Rates23/Cp-60	Sq.m	45,200.00

Code	Description	Unit	Rate (LKR)
CP62	Window glazed 1425 x 1200mm overall with "Jak timber" 100x75mm frame comprising, 1nr 94 x 69mm mullions, 2 nr openable sash (25mm thk), 3 mm thk clear glass including 13/4" to 1 1/2" window ring, 10"casement stay, casement fastener, 4"x2" butt hinges...etc. Rate to Include two coats of water base protective exterior wood stain & two coats of exterior top coat clear(30% or 60% Gloss) after preparing surface (Nipolac, Master paint, Jkem, Dulux)(approved quality brass fittings)Draw No/SPES/Rates23/Cp-60	Sq.m	45,500.00
CP63	Window glazed 1425 x 1200mm overall with "Jak timber" 100x75mm frame comprising, 1nr 94 x 69mm mullions, 2 nr openable sash (25mm thk), 3mm thk clear glass including 13/4" to 1 1/2" window ring, 10"casement stay, casement fastener, 4"x2" butt hinges...etc. Rate to Include two coats of water base protective exterior hydro plus preservative wood stain and two coats of hydro plus preservative exterior top coat clear(30% or 60% Gloss) after preparing surface (Sayerlack or equivalent) (approved quality brass fittings)Draw No/SPES/Rates23/Cp-60	Sq.m	45,700.00
CP64	Window frame 2100x 1200mm overall with "Jak timber" 100x75mm frame comprising, 2nr 94 x 69mm mullions.Draw No/SPES/Rates23/Cp-56	Sq.m	18,050.00
CP65	Window frame 1425x 1200mm overall with "Jak timber" 100x75mm frame comprising, 2nr 94 x 69mm mullions.Draw No/SPES/Rates23/Cp-60	Sq.m	19,000.00
CP66	Glazed window sash - Openable sash in Jak timber (25mm thk), 3 mm thk clear glass including 13/4" to 1 1/2" window ring, 10"casement stay, casement fastener, 4"x2" butt hinges...etc excluding painting. (3 / 622x 1072mm)(approved quality brass fittings)Draw No/SPES/Rates23/Cp-56	Sq.m	29,050.00
CP67	Window glazed 2100 x 1981mm overall with "Jak timber" 100x75mm frame comprising, 2nr 94 x 69mm mullions, 3 nr openable sash (25mm thk), 3 mm thk clear glass & 20mm thk: 115mm wide 4 nr timber louvered on top, (Jak timber) including 13/4" to 1 1/2" window ring, 10"casement stay, casement fastener, 4"x2" butt hinges...etc excluding painting(approved quality brass fittings)Draw No/SPES/Rates23/Cp-67	Sq.m	36,100.00

Code	Description	Unit	Rate (LKR)
CP68	Window glazed 2100x 1981mm overall with "Jak timber" 100x75mm frame comprising,2nr 94 x 69mm mullions,3 nr openable sash (25mm thk), 3 mm thk clear glass & 20mm thk: 115mm wide 4 nr timber louvered on top,(Jak timber) including 13/4" to 11/2" window ring, 10"casement stay, casement fastener, 4"x2" butt hinges...etc..Rate to Include one coat of primer & two coats of enamel paint(approved quality brass fittings)SPES/Rates23/Cp-67	Sq.m	40,000.00
CP69	Window glazed 2100x 1981mm overall with "Jak timber" 100x75mm frame comprising,2nr 94 x 69mm mullions,3 nr openable sash (25mm thk), 3 mm thk clear glass & 20mm thk: 115mm wide 4 nr timber louvered on top,(Jak timber) including 13/4" to 11/2" window ring, 10"casement stay, casement fastener, 4"x2" butt hinges...etc..Rate to Include Rate to Include two coats of water base protective exterior wood stain and two coats of exterior top coat clear(30% or 60% Gloss) after preparing surface (Nipolac, Master paint,Jkem, Dulux)(approved quality brass fittings)Draw No/SPES/Rates23/Cp-67	Sq.m	40,500.00
CP70	Window glazed 2100x 1981mm overall with "Jak timber" 100x75mm frame comprising,2nr 94 x 69mm mullions,3 nr openable sash (25mm thk), 3 mm thk clear glass & 20mm thk: 115mm wide 4 nr timber louvered on top,(Jak timber) including 13/4" to 11/2" window ring, 10"casement stay, casement fastener, 4"x2" butt hinges...etc..Rate to Include Rate to Include two coats of water base protective exterior hydro plus preservative wood stain and two coats of hydro plus preservative exterior top coat clear(30% or 60% Gloss) after preparing surface (Sayerlack or equivalent) (approved quality brass fittings)Draw No/SPES/Rates23/Cp-67	Sq.m	40,800.00
CP71	Window glazed 2100x 1575mm overall with "Jak timber" 100x75mm frame comprising,2nr 94 x 69mm mullions,3 nr openable sash (25mm thk), 3 mm thk clear glass & 20mm thk: 115mm wide 4 nr timber louvered on top,(Jak timber) including 13/4" to 11/2" window ring, 10"casement stay, casement fastener, 4"x2" butt hinges...etc excluding painting(approved quality brass fittings)Draw No/SPES/Rates23/Cp-71	Sq.m	39,400.00
CP72	Window glazed 2100x 1575mm overall with "Jak timber" 100x75mm frame comprising,2nr 94 x 69mm mullions,3 nr openable sash (25mm thk), 3 mm thk clear glass & 20mm thk: 115mm wide 4 nr timber louvered on top,(Jak timber) including 13/4" to 11/2" window ring, 10"casement stay, casement fastener, 4"x2" butt hinges...etc..Rate to Include one coat of primer & two coats of enamel paint(approved quality brass fittings)Draw No/SPES/Rates23/Cp-71	Sq.m	44,400.00

Code	Description	Unit	Rate (LKR)
CP73	Window glazed 2100x 1575mm overall with "Jak timber" 100x75mm frame comprising,2nr 94 x 69mm mullions,3 nr openable sash (25mm thk), 3 mm thk clear glass & 20mm thk: 115mm wide 4 nr timber louvered on top,(Jak timber) including 13/4" to 11/2" window ring, 10"casement stay, casement fastener, 4"x2" butt hinges...etc..Rate to Include Rate to Include two coats of water base protective exterior wood stain and two coats of exterior top coat clear(30% or 60% Gloss) after preparing surface (Nipolac, Master paint,Jkem, Dulux)(approved quality brass fittings)Draw No/SPES/Rates23/Cp-71	Sq.m	44,900.00
CP74	Window glazed 2100x 1575mm overall with "Jak timber" 100x75mm frame comprising,2nr 94 x 69mm mullions,3 nr openable sash (25mm thk), 3 mm thk clear glass & 20mm thk: 115mm wide 4 nr timber louvered on top,(Jak timber) including 13/4" to 11/2" window ring, 10"casement stay, casement fastener, 4"x2" butt hinges...etc..Rate to Include Rate to Include two coats of water base protective exterior hydro plus preservative wood stain and two coats of hydro plus preservative exterior top coat clear(30% or 60% Gloss) after preparing surface (Sayerlack or equivalent) (approved quality brass fittings)Draw No/SPES/Rates23/Cp-71	Sq.m	45,300.00
CP75	Window glazed 1425x 1575mm overall with "Jak timber" 100x75mm frame comprising,1nr 94 x 69mm mullions,2 nr openable sash (25mm thk), 3 mm thk clear glass & 20mm thk: 115mm wide 4 nr timber louvered on top,(Jak timber) including 13/4" to 11/2" window ring, 10"casement stay, casement fastener, 4"x2" butt hinges...etc excluding painting(approved quality brass fittings)Draw No/SPES/Rates23/Cp-75	Sq.m	38,500.00
CP76	Window glazed 1425x 1575mm overall with "Jak timber" 100x75mm frame comprising,1nr 94 x 69mm mullions,2 nr openable sash (25mm thk), 3 mm thk clear glass & 20mm thk: 115mm wide 4 nr timber louvered on top,(Jak timber) including 13/4" to 11/2" window ring, 10"casement stay, casement fastener, 4"x2" butt hinges...etc Rate to Include one coat of primer & two coats of enamel paint(approved quality brass fittings)Draw No/SPES/Rates23/Cp-75	Sq.m	43,100.00

Code	Description	Unit	Rate (LKR)
CP77	Window glazed 1425x 1575mm overall with "Jak timber" 100x75mm frame comprising,1nr 94 x 69mm mullions,2 nr openable sash (25mm thk), 3 mm thk clear glass & 20mm thk: 115mm wide 4 nr timber louvered on top,(Jak timber) including 13/4" to 11/2" window ring, 10"casement stay, casement fastener, 4"x2" butt hinges...etc. Rate to Include Rate to Include two coats of water base protective exterior wood stain and two coats of exterior top coat clear(30% or 60% Gloss) after preparing surface (Nipolac, Master paint,Jkem, Dulux)(approved quality brass fittings)Draw No/SPES/Rates23/Cp-75	Sq.m	43,600.00
CP78	Window glazed 1425x 1575mm overall with "Jak timber" 100x75mm frame comprising,1nr 94 x 69mm mullions,2 nr openable sash (25mm thk), 3 mm thk clear glass & 20mm thk: 115mm wide 4 nr timber louvered on top,(Jak timber) including 13/4" to 11/2" window ring, 10"casement stay, casement fastener, 4"x2" butt hinges...etc. Rate to Include Rate to Include two coats of water base protective exterior hydro plus preservative wood stain and two coats of hydro plus preservative exterior top coat clear(30% or 60% Gloss) after preparing surface (Sayerlack or equivalent) (approved quality brass fittings)Draw No/SPES/Rates23/Cp-75	Sq.m	44,000.00
CP79	Window frame with louverwd on top, 2100 x 1981mm overall with "Jak timber" 100x75mm frame comprising,2nr 94 x 69mm mullions, 20mm thk: 115mm wide 4 nr timber louvered on top,(Jak timber)Draw No/SPES/Rates23/Cp-67	Sq.m	19,800.00
CP80	Window frame with louverwd on top, 2100 x 1575mm overall with "Jak timber" 100x75mm frame comprising,2nr 94 x 69mm mullions, 20mm thk: 115mm wide 4 nr timber louvered on top,(Jak timber)Draw No/SPES/Rates23/Cp-71	Sq.m	21,900.00
CP81	Window frame with louverwd on top, 1425x 1575mm overall with "Jak timber" 100x75mm frame comprising,2nr 94 x 69mm mullions, 20mm thk: 115mm wide 4 nr timber louvered on top,(Jak timber)Draw No/SPES/Rates23/Cp-75	Sq.m	21,300.00

Code	Description	Unit	Rate (LKR)
Glazed Fanlight			
CP82	Fanlight glazed 750 x 525mm overall with "Jak timber" 100x75mm frame comprising, 1 nr openable sash (25mm thk), 3 mm thk clear glass. including 13/4" to 11/2" window ring, 10"casement stay, fanlight catches, 4"x2" butt hinges...etc excluding painting(approved quality brass fittings)Draw No/SPES/Rates23/Cp-82	Sq.m	53,500.00
CP83	Fanlight glazed 750 x 525mm overall with "Jak timber" 100x75mm frame comprising, 1nr openable sash (25mm thk), 3 mm thk clear glass, including 13/4" to 11/2" window ring, 10"casement stay, casement fastener, 4"x2" butt hinges...etc.Rate to Include one coat of primer & two coats of enamel paint(approved quality brass fittings)Draw No/SPES/Rates23/Cp-82	Sq.m	56,400.00
CP84	Fanlight glazed 750 x 525mm overall with "Jak timber" 100x75mm frame comprising, 1nr openable sash (25mm thk), 3 mm thk clear glass, including 13/4" to 11/2" window ring, 10"casement stay, casement fastener, 4"x2" butt hinges...etc. Rate to Include Rate to Include two coats of water base protective exterior wood stain and two coats of exterior top coat clear(30% or 60% Gloss) after preparing surface (Nipolac, Master paint,Jkem, Dulux)(approved quality brass fittings)Draw No/SPES/Rates23/Cp-82	Sq.m	56,800.00
CP85	Fanlight glazed 750 x 525mm overall with "Jak timber" 100x75mm frame comprising, 1nr openable sash (25mm thk), 3 mm thk clear glass, including 13/4" to 11/2" window ring, 10"casement stay, casement fastener, 4"x2" butt hinges...etc. Rate to Include Rate to Include two coats of water base protective exterior hydro plus preservative wood stain and two coats of hydro plus preservative exterior top coat clear(30% or 60% Gloss) after preparing surface (Sayerlack or equivalent) (approved quality brass fittings).Draw No/SPES/Rates23/Cp-82	Sq.m	57,000.00
CP86	Glazed fanlight (750 x 525mm) frame preparing 100x75mm "Jak timber"& fixed in position. Draw No/SPES/Rates23/Cp-82	Sq.m	30,800.00
CP87	Fanlight sash only in jak timber (25mm thk), 3 mm thk clear glass. including 13/4" to 11/2" window ring, 10"casement stay, fanlight catches, 4"x2" butt hinges...etc excluding painting(approved quality brass fittings)Draw No/SPES/Rates23/Cp-82	Sq.m	59,200.00

Code	Description	Unit	Rate (LKR)
Glazed fanlight with louvered on top			
CP88	Fanlight glazed 750 x 900mm overall with "Jak timber" 100x75mm frame comprising, 1nr openable sash (25mm thk), 3 mm thk clear glass & 20mm thk: 115mm wide 4 nr timber louvered on top,(Jak timber) including 13/4" to 1 1/2" window ring, 10"casement stay, casement fastener, 4"x2" butt hinges...etc excluding painting(approved quality brass fittings)Draw No/SPES/Rates23/Cp-82	Sq.m	52,900.00
CP89	Fanlight glazed 750 x 900mm overall with "Jak timber" 100x75mm frame comprising, 1nr openable sash (25mm thk), 3 mm thk clear glass & 20mm thk: 115mm wide 4 nr timber louvered on top,(Jak timber) including 13/4" to 1 1/2" window ring, 10"casement stay, casement fastener, 4"x2" butt hinges...etc.Rate to Include one coat of primer & two coats of enamel paint.(approved quality brass fittings).SPES/Rates23/Cp-80	Sq.m	58,000.00
CP90	Fanlight glazed 750 x 900mm overall with "Jak timber" 100x75mm frame comprising, 1nr openable sash (25mm thk), 3 mm thk clear glass & 20mm thk: 115mm wide 4 nr timber louvered on top,(Jak timber) including 13/4" to 1 1/2" window ring, 10"casement stay, casement fastener, 4"x2" butt hinges...etc.Rate to Include Rate to Include two coats of water base protective exterior wood stain and two coats of exterior top coat clear(30% or 60% Gloss) after preparing surface (Nipolac, Master paint,Jkem, Dulux).SPES/Rates23/Cp-80	Sq.m	58,600.00
CP91	Fanlight glazed 750 x 900mm overall with "Jak timber" 100x75mm frame comprising, 1nr openable sash (25mm thk), 3 mm thk clear glass & 20mm thk: 115mm wide 4 nr timber louvered on top,(Jak timber) including 13/4" to 1 1/2" window ring, 10"casement stay, casement fastener, 4"x2" butt hinges...etc.Rate to Include Rate to Include two coats of water base protective exterior hydro plus preservative wood stain and two coats of hydro plus preservative exterior top coat clear(30% or 60% Gloss) after preparing surface (Sayerlack or equivalent) (approved quality brass fittings).SPES/Rates23/Cp-80	Sq.m	59,000.00

Code	Description	Unit	Rate (LKR)
CP92	imported heavy / medium hardwood timber Floor Boards,shall be 30mm in thick unless otherwise specified with grooved & tongued planks in equal width not exceeding 150mm with well broken & splayed heading joints.Flanks shall be fixed to the joints with 62mm (2 1/2") brass screws & screws head shall be counter sunk and holes filled with wax. Two screws being used for each 150mm flank whatever it crosses or end. Rate to include (Preservation of timber is achieved by Vacuum Pressure Impregnation of the timber with preservatives, using the latest technology Sush as CCB that are registered by register of pesticides for protection against wood destroying agents such as wood bores, fungi and termites (Execution according to the Manufacturers specifications)(BI Commodities & Logistics Pvt Ltd) certificate Should be submitted	Sq.m	31,800.00
CP93	Timber stage with 125x50mm imported heavy / medium hardwood timber beams at 600mm c/c laid & fixed on wall & imported heavy / medium hardwood timber floor boards shall be 30mm thick unless otherwise specified with grooved & tongued planks in equal width not exceeding 150mm with well broken & splayed heading joints.planks shall be fixed to the joints with 62mm (2 1/2") brass screws & screw head shall be counter sunk & holes filled with wax.Two screws being used for each 150mm planks whatever it cross or end. Rate to include (Preservation of timber is achieved by Vacum Pressure Impregnation of the timber with preservatives, using the latest technology Sush as CCB that are registered by register of pesticides for protection against wood destroying agents such as wood bores, fungi and termites (Execution according to the Manufacturers specifications)(BI Commodities & Logistics Pvt Ltd) certificate Should be submitted	Sq.m	36,800.00
CP94	Board, barge, valance, fascia, available fixed including cutting and minor repairs (fixed with 2" Iron Screw) .	m	224.00
CP95	Ceiling, asbestos sheet, cut and fixed on existing bearers, rafters or frames, (sheets available at site)	Sq.m	565.00
CP96	Ceiling, asbestos sheet, fixed with clout headed nails to existing bearers, rafter or frames including new Beadings 1 1/2"x1 1/2" , mouldings 1 1/2"x 1 1/2" (cover fillets)	Sq.m	1,740.00
CP97	Supplying and installation of suspended ceiling with Pre finished 7 mm thk gypsum board 600 x 600 mm, and 25 x 25 mm G.I .powder coated wall angles ,main tee brss , 600mm cross tee bars and necessary accessories, suspended to the roof frame with PVC coated wire gage 16. All complete as per the given instructions.	Sq.m	2,800.00

Code	Description	Unit	Rate (LKR)
CP98	Supplying and installation of suspended ceiling with Pre finished 6 mm thk plastic board 600 x 600 mm, and 25 x 25 mm G.I .powder coated wall angles ,main tee brss , 600mm cross tee bars and necessary accessories, suspended to the roof frame with PVC coated wire gage 16. All complete as per the given instructions.	Sq.m	3,000.00

Rates for Construction & Repair Works
2026 Rates, Matara
Iron Monger Works

Code	Description	Unit	Rate (LKR)
IR01	Supplying and fixing 20'-0 span and 25 degree pitch steel roof truss for Calicut tile with 2 nrs 50 x 50 x 6 mm top and bottom chord and 1/50x50x6mm struts, Angle iron members 150mm long 75 x 75 x 6mm cleats, 6mm thick Gusset plates and 10mm thick base plates and shoe plate.and 100mm long 50 x 6 mm thk separeters. Rate to include applying one coat of metal primer , 2 coats of anti corrosive paint. (Different colours)(Applying paint under the T.O.'s supervision). All complete according to the Draw. No. SPES/Rate23/Ir-01 .	Nr	129,000.00
IR02	Supplying and fixing 20'-0 span and 22 degree pitch steel roof truss for asbestos roof, with 2 nrs 50 x 50 x 6 mm top and bottom chord and 1/50x50x6mm struts, Angle iron members 75 x 75 x 6mm 150 mm long cleats, 6 mm thick Gusset plates and 10mm thick base plates and shoe plate. and 100mm long 50 x 6 mm thk separeters Rate to include applying one coat of metal primer , 2 coats of anticorrosive paint. (Applying paint under the T.O.'s supervision)(Different colours) Draw. No. SPES/Rate23/Ir-02 .	Nr	126,000.00
IR03	Supplying and fixing 20'-0 span and 22 degree pitch with 900mm wide eaves with both side , steel roof truss for asbestos purlin roof, with 2 nrs 50 x 50 x 6 mm top and bottom chord and 1/50x50x6mm struts, Angle iron members 62 x 62 x 6mm 150 mm long cleats, 6 mm thick Gusset plates and 10mm thick base plates and shoe plate. and 100mm long 50 x 6 mm thk separeters . Rate to include applying one coat of metal primer , 2 coats of anticorrosive paint. (Applying paint under the T.O.'s supervision)(Different colours) Draw. No. SPES/Rate23/Ir-03.	Nr	138,000.00
IR04	Supplying and fixing mild steel roof truss 25'-0 span centre to centre 22 degree pitch with 4'-0" wide eaves at both sides, of 2nr 50 x 50 x 6 mm angle as top and bottom bars 1 No 50 x 50 x 6 angle as strut and ties, 6mm thick gusset plates 10mm thick base plates and shoe plate, 3/4" dia M.S. rag bolts 62 x 62 x 6 mm size 150mm long puling cleats ,100mm long and 50 x 6 mm thick separators. Rate to include for fabricating, transport, hoisting fixing in position and applying one coat of metal primer , 2 coats of anticorrosive paint. (Applying paint under the T.O.'s supervision) (Different colours) Draw.No.SPES/Rate23/Ir-04.	Nr	159,000.00

Code	Description	Unit	Rate (LKR)
IR05	Supplying and fixing Mild steel roof truss 25'-0 span centre to centre 22 degree pitch of 2nr 50 x 50 x 6 mm angle as top and bottom bars 1 No 50 x 50 x 6 angle as strut and ties, 6mm thick gusset plates 10mm thick base plates and shoe plate, 3/4" dia M.S. rag bolts 75 x 75 x 6 mm size 6" long puling cleats ,100mm long and 50 x 6 mm thick separators. Rate to include for fabricating, transport, hoisting fixing in position and applying one coat of metal primer , 2 coats of anticorrosive paint. (Applying paint under the T.O.'s supervision)(Different colours)Draw.No.SPES/Rate23/Ir-05.	Nr	142,000.00
IR06	Supplying and fixing Mild steel roof truss 25'-0 span centre to centre 25 degree pitch of 2 nr-50 x 50 x 6 mm angle as top and bottom chords 1 No 50 x 50 x 6 mm angle as strut and ties,6mm thick gusset plates 10mm thick base palates and shoe plates, 3/4" dia M.S. rag bolts 75x 75 x6 mm size 150mm long purlin cleats and 100x50 x 6 mm thick separators. Rate to include for fabricating, transport, hoisting fixing in position and applying one coat of metal primer & 2 coats of anticorrosive paint (Applying paint under the T.O.'s supervision) Draw. No.SPES/Rate23/Ir-06.	Nr	145,000.00
IR07	Mild steel web truss (for asbestos roof) 6.00 m span centre to centre 22 degree pitch with 900 mm wide eaves at both sides, of 2nr 62 x 62 x 6 mm angle as top and bottom bars, 1 nrs 25 x 25 x6 mm angle as strut and tie, 6 mm thick gusset plates, 10mm thick base plates & shoe plates, 3/4" dia M.S. rag bolts 62.5 x 62.5 x 6 mm size 150mm long puling cleats , Rate to include for fabricating, transport, hoisting fixing in position and applying one coat of metal primer & two coats of anticorrosive paint (Applying paint under the T.O.'s supervision) for Asbestos roof with angle iron frame Draw.no.SPES/Rate23/Ir-07.	Nr	162,000.00
IR08	Mild steel web truss (for asbestos roof) 6.00 m span centre to centre 22 degree pitch with 900 mm wide eaves at both sides, of 2nr 62 x 62 x 6 mm angle as top and bottom bars, 1 nrs 25 x 25 x6 mm angle as strut and tie, 6 mm thick gusset plates, 10mm thick base plates & shoe plates, 3/4" dia M.S. rag bolts 75 x 75 x 6 mm size 150mm long puling cleats , 100 mm long 50 x6 mm separators. Rate to include for fabricating, transport, hoisting fixing in position and applying one coat of metal primer & two coats of anticorrosive paint (Applying paint under the T.O.'s supervision) for Asbestos roof with angle iron frame Draw.No.SPES/Rate23/Ir-08 .	Nr	163,000.00

Code	Description	Unit	Rate (LKR)
IR09	Mild steel web truss (for asbestos purlin roof) 30'-0 span centre to centre 22 degree pitch with 1200 mm wide eaves at both sides of 2nr 62 x 62 x 6 mm angle as top and bottom bars 25 x 25 x 6 mm as strut and ties, 6mm thick gusset plates 10mm thick base plates 3/4" dia M.S. rag bolts 62 x 62 x 6 mm size 6" long purlin cleats ,100 mm long 50 x 6 mm thick separators. Rate to include for fabricating, transport, hoisting fixing in position and applying one coat of metal primer two coats of anticorrosive paint (Applying paint under the T.O.'s supervision)(Different colour) (as per Draw.No.SPES/Rate23/Ir-09.	Nr	204,000.00
IR10	Mild steel web truss(for asbestos angle iron purlin roof) 7500 mm span centre to centre 22 degree pitch with 1200 mm wide eaves at both sides of 2nr 62 x 62 x 6 mm angle as top and bottom bars 25 x 25 x 6 mm angle iron as strut and ties, 6 mm thick gusset plates 10 mm thick base plates 3/4" dia M.S. rag bolts 62 x 62 x 6 mm size 6" long purling cleats , 50 x 6 mm flat iron seperaters. Rate to include for fabricating, transport, hoisting fixing in position and applying one coat of metal primer & two coats of anticorrosive paint (Applying paint under the T.O.'s supervision)(different colour) (as per detail drawings draw. no.SPES/Rate23/Ir-10)	Nr	181,000.00
IR11	Mild steel web truss(for asbestos timber purlin roof) 7500 mm span centre to centre 22 degree pitch with 1200 mm wide eaves at both sides of 2nr 62 x 62 x 6 mm angle as top and bottom bars 25 x 25 x 6 mm angle iron as strut and ties, 6 mm thick gusset plates 10 mm thick base plates 3/4" dia M.S. rag bolts 75 x 75 x 6 mm size 6" long purlin cleats , 50 x 6 mm flat iron seperaters. Rate to include for fabricating, transport, hoisting fixing in position and applying one coat of metal primer & two coats of anticorrosive paint (Applying paint under the T.O.'s supervision)(different colour) (as per detail draw.No. SPES/Rate23/Ir-11.	Nr	179,000.00
IR12	Supplying and fixing Angle iron purlin 62 x 62 x 6 mm angle iron purlin at maximum spacing of 3'-6" centre & maximum span of 10'-0" including necessary 300mm long, 50 x 50 x 6mm angle iron for inside & 300mm long 50 x 6 mm flat iron for out side of purlin joints , 1/2, dia 1 1/2" M.S bolt washers and nut etc. and application of one coat of metal primer & two coats of anticorrosive paint different clour in single storied Building. (Applying paint under the T.O.'s supervision) Draw. No.SPES/Rate23/Ir-12 .	m	3,150.00

Code	Description	Unit	Rate (LKR)
IR12a	Supplying and fixing Angle iron purlin 62 x 62 x6 mm angle iron purlin at maximum spacing of 3'-6" centre & maximum span of 10'-0" including necessary 300mm long, 50 x 50 x 6mm angle iron for inside & 300mm long 50 x 6 mm flat iron for out side of purlin joints , 1/2, dia 1 1/2" M.S bolt washers and nut etc. and application of one coat of metal primer & two coats of anticorrosive paint different clour in two storied Building. (Applying paint under the T.O.'s supervision) (Draw. No.SPES/Rate23/Ir-12).	m	3,150.00
IR12b	Supplying and fixing Angle iron purlin 62 x 62 x6 mm angle iron purlin at maximum spacing of 3'-6" centre & maximum span of 10'-0" including necessary 300mm long, 50 x 50 x 6mm angle iron for inside & 300mm long 50 x 6 mm flat iron for out side of purlin joints , 1/2, dia 1 1/2" M.S bolt washers and nut etc. and application of one coat of metal primer & two coats of anticorrosive paint different clour in three storied Building. (Applying paint under the T.O.'s supervision) (Draw. No.SPES/Rate23/Ir-12 .	m	3,150.00
IR12c	Supplying and fixing Angle iron purlin 62 x 62 x6 mm angle iron purlin at maximum spacing of 3'-6" centre & maximum span of 10'-0" including necessary 300mm long, 50 x 50 x 6mm angle iron for inside & 300mm long 50 x 6 mm flat iron for out side of purlin joints , 1/2, dia 1 1/2" M.S bolt washers and nut etc. and application of one coat of metal primer & two coats of anticorrosive paint different clour in four storied Building. (Applying paint under the T.O.'s supervision) (Draw. No.SPES/Rate23/Ir-12 .	m	3,150.00
IR13	Supplying fabricated and hoisting 50 x 50 x 6 mm double angle iron sleeper with 3 nr 16mm dia. 250mm long mild steel rod should be insert to 300 X 225 X 225 mm size 1:2:4 (3/4) concrete pad on gable wall. Including 100 mm long ,50 x 6 mm flat iron separators at 2000 mm spacing & 150 mm long, 62 x 62 x6 mm angle iron cleat with one coat of metal primer & two coats of anticorrosive paint (Applying paint under the T.O.'s supervision)(different colours) - (Single storied building)(Draw.No.SPES/Rate23/Ir-13).	m	5,810.00
IR13a	Supplying fabricated and hoisting 50 x 50 x 6 mm double angle iron sleeper with 3 nr 16mm dia. 250mm long mild steel rod should be insert to 300 X 225 X 225 mm size 1:2:4 (3/4) concrete pad on gable wall. Including 100 mm long ,50 x 6 mm flat iron separators at 2000 mm spacing & 150 mm long, 62 x 62 x6 mm angle iron cleat with one coat of metal primer & two coats of anticorrosive paint (Applying paint under the T.O.'s supervision)(different colours) - (Two storied building)(Draw.No.SPES/Rate23/Ir-13).	m	5,810.00

Code	Description	Unit	Rate (LKR)
IR13b	Supplying fabricated and hoisting 50 x 50 x 6 mm double angle iron sleeper with 3 nr 16mm dia. 250mm long mild steel rod should be insert to 300 X 225 X 225 mm size 1:2:4 (3/4) concrete pad on gable wall. Including 100 mm long ,50 x 6 mm flat iron separators at 2000 mm spacing & 150 mm long, 62 x 62 x6 mm angle iron cleat with one coat of metal primer & two coats of anticorrosive paint (Applying paint under the T.O.'s supervision)(different colours) - (Three storied building)(Draw.No.SPES/Rate23/Ir-13).	m	5,810.00
IR13c	Supplying fabricated and hoisting 50 x 50 x 6 mm double angle iron sleeper with 3 nr 16mm dia. 250mm long mild steel rod should be insert to 300 X 225 X 225 mm size 1:2:4 (3/4) concrete pad on gable wall. Including 100 mm long ,50 x 6 mm flat iron separators at 2000 mm spacing & 150 mm long, 62 x 62 x6 mm angle iron cleat with one coat of metal primer & two coats of anticorrosive paint (Applying paint under the T.O.'s supervision)(different colours) - (Four storied building)(Draw.No.SPES/Rate23/Ir-13).	m	5,810.00
IR14	Supplying making and fixing 200 long 50 x 6 mm thick. Flat iron Bracket for valance Board in eaves purlin at 30" c/c with necessary fillet weld including one coat of metal primer & two coats of Anticorrosive paint. (Single storied Building with out eave ceiling) Draw.No.SPES/Rate23/Ir-14 .	Nr	945.00
IR14a	Supplying making and fixing 200 long 50 x 6 mm thick. Flat iron Bracket for valance Board in eaves purlin at 30" c/c with necessary fillet weld including one coat of metal primer & two coats of Anticorrosive paint. (Two storied Building with out eave ceiling) Draw.No.SPES/Rate23/Ir-14 .	Nr	955.00
IR14b	Supplying making and fixing 200 long 50 x 6 mm thick. Flat iron Bracket for valance Board in eaves purlin at 30" c/c with necessary fillet weld including one coat of metal primer & two coats of Anticorrosive paint. (Three storied Building with out eave ceiling) Draw.No.SPES/Rate23/Ir-14 .	Nr	965.00
IR14c	Supplying making and fixing 200 long 50 x 6 mm thick. Flat iron Bracket for valance Board in eaves purlin at 30" c/c with necessary fillet weld including one coat of metal primer & two coats of Anticorrosive paint. (Four storied Building with out eave ceiling) Draw.No.SPES/Rate23/Ir-14 .	Nr	975.00

Code	Description	Unit	Rate (LKR)
IR15	Supplying making and fixing 200 long 50 x 6 mm thick. Flat iron Bracket for valance Board in eaves purlin at 30" c/c with necessary fillet weld & 50 mm long 50 x 50 x 6 mm angle iron welded to bracket end for holding eave ceiling timber including one coat of metal primer & two coats of Anticorrosive paint. (Single storied Building with eave ceiling) Draw. No.SPES/Rate23/Ir-14.	Nr	1,300.00
IR15a	Supplying making and fixing 200 long 50 x 6 mm thick. Flat iron Bracket for valance Board in eaves purlin at 30" c/c with necessary fillet weld & 50 mm long 50 x 50 x 6 mm angle iron welded to bracket end for holding eave ceiling timber including one coat of metal primer & two coats of Anticorrosive paint. (Two storied Building with eave ceiling) Draw. No.SPES/Rate23/Ir-14.	Nr	1,310.00
IR15b	Supplying making and fixing 200 long 50 x 6 mm thick. Flat iron Bracket for valance Board in eaves purlin at 30" c/c with necessary fillet weld & 50 mm long 50 x 50 x 6 mm angle iron welded to bracket end for holding eave ceiling timber including one coat of metal primer & two coats of Anticorrosive paint. (Three storied Building with eave ceiling) Draw. No.SPES/Rate23/Ir-14.	Nr	1,320.00
IR15c	Supplying making and fixing 200 long 50 x 6 mm thick. Flat iron Bracket for valance Board in eaves purlin at 30" c/c with necessary fillet weld & 50 mm long 50 x 50 x 6 mm angle iron welded to bracket end for holding eave ceiling timber including one coat of metal primer & two coats of Anticorrosive paint. (Four storied Building with eave ceiling) Draw. No.SPES/Rate23/Ir-14.	Nr	1,330.00
IR16	Supplying making and fixing 37X 37X 6mm thick 225 mm long angle iron Brackets in purlin end and applying one coats of metal primer & two coats of anticorrosive paint , Nut & Bolt (Rate to include 1/4" Ø and 3/8" Ø drilling holes). Single storied Building. Draw.No. SPES/Rate23/Ir-14 .	Nr	1,000.00
IR16a	Supplying making and fixing 37X 37X 6mm thick 225 mm long angle iron Brackets in purlin end and applying one coats of metal primer & two coats of anticorrosive paint , Nut & Bolt (Rate to include 1/4" Ø and 3/8" Ø drilling holes). Two storied Building. Draw.No. SPES/Rate23/Ir-14 .	Nr	1,010.00
IR16b	Supplying making and fixing 37X 37X 6mm thick 225 mm long angle iron Brackets in purlin end and applying one coats of metal primer & two coats of anticorrosive paint , Nut & Bolt (Rate to include 1/4" Ø and 3/8" Ø drilling holes). Three storied Building. Draw.No. SPES/Rate23/Ir-14 .	Nr	1,010.00

Code	Description	Unit	Rate (LKR)
IR16c	Supplying making and fixing 37X 37X 6mm thick 225 mm long angle iron Brackets in purlin end and applying one coats of metal primer & two coats of anticorrosive paint , Nut & Bolt (Rate to include 1/4" Ø and 3/8" Ø drilling holes). Four storied Building . Draw.No.SPES/Rate23/Ir-14 .	Nr	1,010.00
IR17	Class room gate - Fabricating & fixing double hung gate, including 32 x 32 x 6 mm, 2 nr. angle iron verticals fixed to wall with 2" iron screws, and inserting angle iron verticals 150 mm below floor level fixed with 150x 150x 150 mm ,1:2:4 (20 mm) concrete pocket . Fabricating sash with 25 x 25 x 1.2 mm thick G. I. box bar outer frame including, 12 x 12 x 1.2 mm thick G.I box bar welded to frame at 75 mm c/c vertically , and sashes fixing to vertical angle iron with 04 nrs. Steel hinges pintels . Applying one coats of Metal primer (red colour)and two coats of enamel paint Black or different colour (Draw.No. SPES/Rate23/Ir-17) .	Sq.m	28,000.00
IR18	Supply & making M.S. flat iron security grills for window with 12 x 6 mm flat iron outer frame welded at 150 mm c/c spacing vertically and 100 mm c/c spacing horizontally with 12 x 6 mm flat iron members, respectively fixed to window frame with iron screws and applying one coat of metal primer and two coats of enamel paint Black or different colour. (Draw.no:SPES/Rate23/Ir-18.)	Sq.m	15,550.00
IR19	Supply and fixing M.S. Flat iron grill consisting 25 x 25 x 3 mm angle iron outer frame and 2 nr 25 x 25 x 3 mm angle iron middle bar horizontally and 12 x 6 mm flat iron grill work 100 mm spacing horizontally and 150 mm spacing vertically fabricating and welded with applying one coat of metal primer and two coats of enamel paint(Black or different colour) . Frame fixed to opening with iron screws and rawl plug. Draw. No:SPES/Rate23/Ir-19.	Sq.m	15,600.00
IR20	Supply and fixing M.S. flat iron grill consisting 25 x 25 x 3 mm angle iron outer frame and 2 nr 25 x 25 x 3 mm angle iron(2 nr together) middle bar vertically and 2 nr together 25 x 25 x 3 mm angle iron middle bar horizontally and 12 x 6 mm flat iron grill work 100 mm centers horizontally and 150 mm centers vertically fabricating and welded with applying one coat of metal primer (red colour)and two coats of enamel paint(Black or different colour). Frame fixed to opening with iron screws and rawl plug. (Draw.No: SPES/Rate23/Ir-20)	Sq.m	15,650.00

Code	Description	Unit	Rate (LKR)
IR21	Supplying and making 6 mm dia. M.S. rod grills for windows with 25x25x3 mm thick M.S. angle iron outer frame with 4 nr 25 x 25 x 3 mm angle iron(2 nr together) middle bar vertically and 2 nr together 25 x 25 x 3 mm angle iron middle bar horizontally & 6 mm dia. M.S. rods weld to frame, at 75 mm C/C. & to 700 angle both ways, horizontal & vertical distance should be 75 mm & 200 mm respectively. Frame fixed to window openings with 1 1/2" iron screws & applying one coats of metal primer & 2 coats of approved quality enamel paint(different colour)(9'-3"x6'-0" size) all complet as per detail Draw. No :SPES/Rate23/Ir-21	Sq.m	10,050.00
IR22	Supplying and making 6mm dia. M.S. rod grills for windows with 6mm dia. M.S. rods weld to 12 x 6 mm thick M.S. flat iron outer frame, at 75 mm ctrs. & to 700angle both ways, horizontal & vertical distance should be 75mm & 200mm respectively, fixed to window frame with 1" iron screws & applying one coats of metal primer & 2 coats of approved quality enamel paint.(Differnt colour) (all complete as per detail Draw. No :SPES/Rate23/Ir-22)	Sq.m	15,050.00
IR23	Supplying,and fabricating 12mm dia. M.S. rods grill, consisting 25 x 6 mm flat iron outer frame, with 2 nr 25 x 6 mm flat iron horizontally weld to equal length of outer frame.12mm M.S rods, passing through the drilled middle flat iron at 100mm c/c weld vertically to outer frame . Applying one coat of metal primer and two coats of enamel paint(different colour). Frame fixing to opening , using 1 1/2" iron screws and rawl plugs as per the given Draw. No: SPES/Rate23/Ir-23. (1.20x1.80m)	Sq.m	12,050.00
IR24	Supplying,and fabricating 12mm M.S rod grill, consisting 25 x 6 mm flat iron outer frame, and weld 1 nr 25 x 6 mm flat iron horizontally weld to equal length of outer frame.12mm M.S rods, passing through the drilled middle flat iron at 100mm c/c weld vertically to outer frame . Applying one coat of metal primer and two coats of enamel paint(different colour). Frame fixing to opening , using 1 1/2" iron screws and rawl plugs as per the given Draw.No. SPES/Rate23/Ir-24. (0.60 x 1.20m)	Sq.m	17,500.00
IR25	Supplying and fabricating natural anodized aluminium DECO grill, consisting 50 X 25 mm natural anodized aluminium box bar , outer frame & 01 nr. intermediate horizontal bar. Gauge 6 DECO net fixed to frame with aluminium M- bar & rubber beading using pop riverts. Grill frame fixing to opening using 1 1/2" aluminium screws and rawl plugs and all holes covered with plastic cap as per the given Draw. no.SPES/Rate23/Ir-25. (1.20x1.80 m)	Sq.m	15,550.00

Code	Description	Unit	Rate (LKR)
IR26	Supplying, and fabricating natural anodized aluminium DECO grill, consisting 50 X 25 mm natural anodized aluminium box bar , outer frame with 01 nr. intermediate horizontal bar & 02 nr.s intermediate vertical bar. 6mm DECO net fixed to frame with aluminium M- bar & rubber beading using pop rivets. Grill frame fixing to opening using 1 1/2" aluminium screws and rawl plugs and all holes covered with plastic cap as per the given. Draw.no. SPES/Rate23/Ir-26. (2.875 x 1.8 m)	Sq.m	14,450.00
IR27	Iron door with Flat iron grill .Door Frame with 32 x 32 x 5mm angle Iron frame and Sash with 11.5 x 5.5mm flat iron grill work 100 mm centers horizontally and 150 mm centers vertically fabricating and welded to upper part of door sash with 20 x 20 x 1.2 mm thick G.I. box bar outer frame & the lower part of the door sash should be .47mm thk Zn Al sheet with 12 x 6 mm flat iron and 20 x 6 mm flat Iron ,Applying one coats of metal primer (red clour) and two coats of enamel paint Black or different colour.(3'-0" x 7'-0" size) including Hasp & staple6" with approved quality Brass 2" padlock.	Sq.m	20,300.00
IR28	Iron door with 6 mm dia. M.S. grill - Fabricating and fixing Iron door Door Frame with 32 x 32 x 6 mm angle Iron (Heavy quality) and Sash with 20 mm Ø dia. G.I pipe outer frame (Heavy quality) with 1nr middle bar. 6mm M.S steel bars welded to upper part of sash frame at 75mm c/c bothways at 700 Angle .12x6 mm thick flat iron welded around the lower part of the frame and 2 nr 20x6 mm thick intermediate flat iron welded horizontally ,and 0.47 thick Zn/Al sheet fixed to flat iron frame with pop rivets. Door sash fixed to frame with 03nr 100 x75mm steel hinges. Applying one coat of metal primer and two coats of enamel paint(Differant colour) . Rate to include 6" Hasp and staple with approved quality 50mm Brass pad lock. Draw.No.SPES/Rate23/Ir-28.	Sq.m	20,500.00
IR29	Iron door with 12 mm dia. M.S. bar - Fabricating & fixing Iron door ,Door Frame with 32 x 32 x 5 mm angle Iron(Heavy quality) frame and Sash with 25 x 25 x 1.2 mm thick G.I. box bar, outer frame with one nr. horizontal middle bar. 12mm dia M.S Rods passing through the drilled 25x6mm Flat iron middle bar welded to upper part of the sash frame at 100 mm c/c vertically. 12 x 6 mm thick flat iron welded around the lower part of the door sash and 2 nr. intermediate 20 x 6 mm flat Iron weded horizontally. should be .47mm thk Zn Al sheet fixed to flate iron frame with pop rivets.Door sash fixed to frame with 03 nr.s of 100 x 75 mm steel hinges. Applying one coats of metal primer (red clour) and two coats of enamel paint Black or different colour.(3'-0" x 7'-0" size) including Hasp & staple6" with approved quality Brass 2" padlock.	Sq.m	16,500.00

Code	Description	Unit	Rate (LKR)
IR30	Supplying and fixing 50 x 50 P.V.C coated 1.80m height wire mesh (mascon, S lon or equalent)(Gage 10) consisting 50 mm dia. (2.3mm) GI pipe, upright planting at 2400 C/C with 1:2:4 (20) Con: & 3 nrs 25mm dia. (1.8mm) GI pipe horizontally welded to upright post at top middle and bottom, Gage 10 wire mesh fixed to frame with 12x6mm thk "flat iron " weld to frame 600mm C/C welding point , and including one coat of red colour anticorrosive paint, and two coats of enamel paints(different colour). rate to include use P.V.C. wire cord and 50 mm dia. GI end cap for each 50 mm dia GI post. Draw.No.SPES/Rate23/Ir-30.	Sq.m	6,800.00
IR31	Supplying and fixing 50 x 50 P.V.C coated 1.50m height wire mesh(mascon, S lon or equalent) (Gage 10) consisting 50 mm dia. (2.3mm) GI pipe ,upright planting at 2400 C/C with 1:2:4 (20) Con: & 3 nrs 25 mm dia. (1.8mm) GI pipe horizontally welded to upright post at top middle and bottom, Gage 10 wire mesh fixed to frame with 12x6mm thk "flat iron " weld to frame 600 C/C welding point , and including one coat of anticorrosive paint, and two coats of enamel paints (different colour) rate to include use P.V.C. wire cord and 50 mm dia. GI end cap for each 50 mm dia GI post. Draw.No.SPES/Rate23/Ir-31. (15m length)	Sq.m	7,790.00

Rates for Construction & Repair Works
2026 Rates, Matara
Brass Founder Works

Code	Description	Unit	Rate (LKR)
BF01	Bolts, Casement fasteners or stays, removing and re-fixing including making good to holes in frames and sashes.	Nr	288.00
BF02	Supplying and fixing brass barrel Bolts, 4" heavy quality with 5/8"-5 brass screws. (made - Lanka- machine cut)	Nr	1,020.00
BF03	Supplying and fixing brass barrel Bolts, 6" heavy quality with 5/8"-5 brass screws. (made - Lanka- machine cut)	Nr	1,380.00
BF04	Brass skelton Bolts, 8" supplying & fixing with 5/8"-5 brass screws. (made - Lanka- machine cut)	Nr	1,800.00
BF05	Brass skeleton bolts, 10" supplying & fixing with 5/8"-5 brass screws. - (made - Lanka- machine cut)	Nr	2,160.00
BF06	Brass skeleton bolts, 12" supplying & fixing with 5/8"-5 brass screws. - (made - Lanka- machine cut)	Nr	2,640.00
BF07	Brass casement fastners heavy quality supplying and fixing with 5/8"-5 brass screws. (made - Lanka- machine cut)	Nr	1,000.00
BF08	Supplying and fixing. Brass Casement stays 10" heavy quality with 5/8"-5 brass screws (made - Lanka- machine cut)	Nr	1,000.00
BF09	Brass Fanlight Catches, heavy quality, supplying and fixing with 5/8"-5 brass screws . (made - Lanka- machine cut)	Nr	1,000.00
BF10	Brass butt hinges, 4"x2" heavy quality supplying and fixing with ¾"-6 brass screws . (made - Lanka- machine cut)	Nr	1,090.00
BF11	brass butt hinges 4"x2 1/2" heavy quality supplying and fixing with ¾"-6 brass screws complete. (made - Lanka- machine cut)	Nr	1,110.00
BF12	brass butt hinges 4" x 3" heavy quality supplying and fixing with ¾"-6 brass screws complete. (made - Lanka- machine cut)	Nr	1,440.00
BF13	Supplying and fixing brass butt hinges 5"x3"heavy quality with ¾"-7 brass screws complete. (made - Lanka- machine cut)	Nr	2,100.00
BF14	Fixing available Hinges, complete with new ¾"-6 brass screws.	Nr	493.00
BF15	Door lock available fixing with ¾"-7 brass screws.	Nr	1,020.00
BF16	Locks - night latch (Approved by the Engineer), Supplying, and fixing with duplicate keys.	Nr	3,000.00
BF17	Supplying and fixing Bird Locks 2 1/2"(including 3/4"x7 screws) (808) (Approved by the Engineer)	Nr	1,890.00
BF18	Brass window rings 1 3/4" to 1 1/2" supplying and fixing with brass Screws 5/8"-5 (made - Lanka- machine cut)	Nr	452.00

Code	Description	Unit	Rate (LKR)
BF19	Supplying and fixing Union Mortice Locks(including 3/4"x7 screws)- single sashes, with duplicate keys. Made in England with 5 year warenty	Nr	11,400.00
BF20	Supplying and fixing Union Mortice Locks (including 3/4"x7 screws) (double sashes)Made in England with 5 year warenty	Nr	14,400.00
BF21	Supplying and fixing hydraulic Door closer (including 3/4"x7 screws)(New Star or equilent)	Nr	6,520.00

Rates for Construction & Repair Works
2026 Rates, Matara
Paint Works

Code	Description	Unit	Rate (LKR)
PT01	Prepare and Painting new woodwork, with One coat of primer and 2 coats of enamel paint.	Sq.m	1,960.00
PT02	Prepare and Painting new woodwork with one coat of approved primer.	Sq.m	555.00
PT03	Prepare and Painting woodwork with one coats of approved enamel paint.	Sq.m	790.00
PT04	Preparing of surface & applying 2 coats of enamel paint.	Sq.m	1,360.00
PT05	Wood preservative, (clear) applied to woodwork one coat (old work)	Sq.m	242.00
PT06	Prepare and & applying two coats of Wood preservative, (clear) to timber including touching up cut ends (New work)	Sq.m	485.00
PT07	Prepare and & applying two coats of Wood preservative, (clear) to timber for calicut tile roof including touching up cut ends (New work)	Sq.m	730.00
PT08	Prepare and & applying two coats of Wood preservative, (clear) to timber for asbestos roof including touching up cut ends (New work)	Sq.m	433.00
PT09	Wood preservative, (Black) applied to woodwork one coat (old work) for roof timber.	Sq.m	226.00
PT10	Prepare & applying two coats of Wood preservative, (black) to wood work (New work)	Sq.m	452.00
PT11	Prepare and applying Varnishing with polyurethane varnish -gloss after washing down and sand papering, 1 coat.	Sq.m	640.00
PT12	Prepare & applying 2 coats of Varnishing with polyurethane varnish gloss after washing down and sand papering,	Sq.m	1,130.00
PT13	Prepare & applying Varnishing with polyurethane varnish -Matt after washing down and sand papering, 1 coat.	Sq.m	685.00
PT14	Prepare & applying Varnishing with polyurethane varnish - Matt after washing down and sand papering, 2 coats.	Sq.m	1,210.00
PT15	Varnishing Removing entirely to bare timber and preparing surface	Sq.m	189.00
PT16	Prepare and Painting new woodwork, with two coats of water base protective exterior hydro plus preservative wood stain and two coats of hydro plus preservative exterior top coat clear(30% or 60% Gloss) after preparing surface (Sayerlack or equivalent)(Under the T.O.'s supervision)	Sq.m	2,800.00

Code	Description	Unit	Rate (LKR)
PT17	Prepare and Painting new woodwork, with two coats of water base protective exterior wood stain and two coats of exterior top coat clear(30% or 60% Gloss) after preparing surface (Nipolac, Master paint,Jkem, Dulux)(Under the T.O.'s supervision)	Sq.m	2,620.00
PT18	Timber surface to be smoothen by filling any cracks using a binder mixed with sawdust obtained by wood floor smoothing. Rate shall include for sanding the filled floor carefully using 80-120 grit sand papers and remove the dust with vaccum cleaner. Apply 1st coat of hydro water Born self - sealer transparent matt for parquet flooring and allow 6 hrs drying period for sanding with 150 - 180 grit sanding papers and clean all. Then apply 2nd coat followed by a third coat after 1 -2 hours with out sanding.	Sq.m	1,750.00
PT19	Prepare and applying one coat of sanding sealer & two coats of NC wood finish (gloss/mat) to woodwork. (Under the T.O.'s supervision)	Sq.m	1,520.00
PT20	Prepare and Painting steelwork, 1 coat with anticorrosive paint including removing scale and wire brushing.	Sq.m	530.00
PT21	Prepare and Painting steelwork, one coat of Z/P metal primer, with one coat anticorrosive paint including removing scale and wire brushing. - for new work only(under the supervision of technical officer)	Sq.m	725.00
PT22	Prepare and Painting steelwork, one coat of Z/Pmetal primer and 2 coats of anticorrosive paint including removing scale and wire brushing. (under the supervision of technical officer)	Sq.m	1,170.00
PT23	Painting steelwork,one coat of primer , One coats, of anticorrosive paint and 2 coats of enamel paint including removing scale and wire brushing (different colour) (under the supervision of technical officer)	Sq.m	2,260.00
PT24	Painting steelwork, One coat of anticorrosive paint and 2 coats of enamel paint including removing scale and wire brushing (different colour) (under the supervision of technical officer)	Sq.m	1,950.00
PT25	Painting steelwork, One coat of metal primer and 2 coats of enamel paint including removing scale and wire brushing (different colour)(under the supervision of technical officer)	Sq.m	1,980.00
PT26	Prepare and apply two coats of epoxy marine paint to steel with mixing ratio 2 parts of base : one part of hardner by weight. (Workable time is one hour) Recoatable time period is 8 hours. Working actirities should be 3 day after painting. (under the supervision of technical officer)	Sq.m	1,460.00
PT27	Prepare and Painting G.I, pipe 3/4 ",1 ",1 1/2 "with two coates of Enamel paint (approved) including etch primer. (under the supervision of technical officer)	m	655.00
PT28	Painting walls with one coats of wall filler (internal)(new work or after preparation of old wall)	Sq.m	229.00

Code	Description	Unit	Rate (LKR)
PT29	Painting walls with one coats of Acrylic wall filler for external wall (new work or after preparation of old wall) -Ground floor	Sq.m	236.00
PT29a	Painting walls with one coats of Acrylic wall filler for external wall (new work or after preparation of old wall) -1st floor	Sq.m	244.00
PT29b	Painting walls with one coats of Acrylic wall filler for external wall (new work or after preparation of old wall) -2nd floor	Sq.m	251.00
PT29c	Painting walls with one coats of Acrylic wall filler for external wall (new work or after preparation of old wall) -3rd floor	Sq.m	258.00
PT30	Applying skim coat & one coats of wall filler (smooth plastered new work or after preparation of old wall)	Sq.m	392.00
PT31	Applying skim coat & one coats of wall filler for internal wall.(semi rough plastered new work or after preparation of old wall)	Sq.m	655.00
PT32	Prepare and apply approved type one coat of filler and two of emulsion paint to specified colour on sides and soffit of beams and slabs in any floor	Sq.m	755.00
PT33	Prepare and apply Skim coat , approved type one coat of filler and two of emulsion paint to specified colour in smooth plastered surface of sides and soffit of beams columns and slabs in any floor	Sq.m	1,220.00
PT34	Prepare and apply Skim coat , approved type one coat of filler and two of emulsion paint to specified colour in semi rough plastered surface of sides and soffit of beams columns and slabs in any floor	Sq.m	1,720.00
PT35	Prepare and Painting Walls with one coat of emulsion paint. (new work or after preparation of old wall) (Using roller brush)	Sq.m	293.00
PT36	Prepare and Painting Walls with Emulsion paint, 1 coat including preparing surface of old work.	Sq.m	367.00
PT37	Prepare and Painting New walls with two coats of emulsion paint to internal wall (Using roller brush)	Sq.m	550.00
PT38	Prepare and Painting Walls with 2 coats of Emulsion paint including surface preparation of old wall.	Sq.m	790.00
PT39	Walls, scraped to original plaster, sand papering and apply wall putty cracks and defects, preparing surface for Distemper, snowcem, paint or similar application.	Sq.m	212.00
PT40	White or colour washing walls of single storied buildings 1 coat, including patching up and preparing surface.	Sq.m	130.00
PT40a	White or colour washing walls of two storied buildings 1 coat, including patching up and preparing surface.	Sq.m	134.00
PT40b	White or colour washing walls of more than two storied buildings 1 coat, including patching up and preparing surface.	Sq.m	138.00

Code	Description	Unit	Rate (LKR)
PT41	White or colour washing walls of single storied buildings 2 coats, including patching up and preparing surface.	Sq.m	256.00
PT41a	White or colour washing walls of two storied buildings 2 coats, including patching up and preparing surface.	Sq.m	264.00
PT41b	White or colour washing walls of more than two storied buildings 2 coats, including patching up and preparing surface.	Sq.m	271.00
PT42	Wethershield paint to external faces of wall 01coat apply using roller brush & 2" brush(ground Floor)	Sq.m	298.00
PT42a	Wethershield paint to external faces of wall 01coat apply using roller brush 2" brush(First Floor)	Sq.m	307.00
PT42b	Wethershield paint to external faces of wall 01coat apply using roller brush 2" brush(Second Floor)	Sq.m	316.00
PT42c	Wethershield paint to external faces of wall 01coat apply using roller brush 2" brush(Third Floor)	Sq.m	325.00
PT43	Wethershield paint to external faces of wall 01coat apply using brush(ground Floor)	Sq.m	373.00
PT43a	Wethershield paint to external faces of wall 01coat apply using brush(First Floor)	Sq.m	384.00
PT43b	Wethershield paint to external faces of wall 01coat apply using brush(Second Floor)	Sq.m	395.00
PT43c	Wethershield paint to external faces of wall 01coat apply using brush(Third Floor)	Sq.m	406.00
PT44	Wethershield paint to external faces of wall 02coat apply using roller brush 2" brush (ground Floor)	Sq.m	570.00
PT44a	Wethershield paint to external faces of wall 02coat apply using roller brush 2" brush(First Floor)	Sq.m	585.00
PT44b	Wethershield paint to external faces of wall 02coat apply using roller brush 2" brush(Second Floor)	Sq.m	600.00
PT44c	Wethershield paint to external faces of wall 02coat apply using roller brush 2" brush(Third Floor)	Sq.m	620.00
PT45	Wethershield paint to external faces of wall 02coat apply using brush(ground Floor)	Sq.m	810.00
PT45a	Wethershield paint to external faces of wall 02coat apply using brush(First Floor)	Sq.m	830.00
PT45b	Wethershield paint to external faces of wall 02coat apply using brush(Second Floor)	Sq.m	855.00
PT45c	Wethershield paint to external faces of wall 02coat apply using brush(Third Floor)	Sq.m	880.00
PT46	Supplying & Applying one coats of water proofing paint("Aqua shield or equivalent) for external wall- Ground floor	Sq.m	855.00

Code	Description	Unit	Rate (LKR)
PT46a	Supplying & Applying one coats of water proofing paint("Aqua shield,..) for external wall - First floor	Sq.m	885.00
PT46b	Supplying & Applying one coats of water proofing paint("Aqua shield,..) for external wall - Second floor	Sq.m	910.00
PT46c	Supplying & Applying one coats of water proofing paint("Aqua shield,..) for external wall -third floor	Sq.m	935.00
PT47	Painting plinth and skirting with floor paint, 1 coat including preparing surface	Sq.m	485.00
PT48	Painting plinth and skirting with floor paint, 2 coats including preparing surface	Sq.m	830.00
PT49	Preparing of surface & applying 2 coats of Black board paint	Sq.m	770.00
PT50	Painting ceiling sheet with one coats of wall filler before fixing to ceiling framework..	Sq.m	83.00
PT51	Deleted		
PT52	Supplying "XYPEX Concentrate" powder and mix with clean water to a creamy consistency 5:2 and applying with approved brush. The coating must be uniformly applied as instruction and should have a thickness of 1.25mm , when the 2nd coat should be applied of the 1st coat has reach an initial set but it still green colour (after 24 hours) as soon as the "XYPEX " coating has sufficiency hardened curing with clean water three times a day for 2 day, and after that check for water tightness	Sq.m	4,420.00
PT53	Supplying & Applying two coats of "Baralastic "water proofing flexible poly cement slurry. Rate to include curing	Sq.m	2,120.00

Rates for Construction & Repair Works
2026 Rates, Matara
Plumbing Works

Code	Description	Unit	Rate (LKR)
PB01	Supplying & fixing Wash basin, with waste coupling "Rocell Efi Mini" or equivalent including approved type Pillar tap & 1/2" chromium plate angle valve, 450mm long flexible hose spain	Nr	34,700.00
PB02	Suppling and fixing Pedestal type wash basin (rocell-Efi), rate to include waste coupling , "Desigle" or approved type Pillar tap & 1/2" chromium plated angle valve, 450mm flexible hose (spain) including nails	Nr	44,300.00
PB03	Supplying and fixing Pedestal type Wash basin, rate to include waste coupling , Pillar tap & 1/2" angle valve,450mm flexible hose including nails.(all accessories water tec or S-lon) (Suitable fittings can be decided by the engineer depending on the site situation) (OTTO, RSL ceramic or equivalent)	Nr	25,100.00
PB04	Supplying and fixing Ceramic corner basin (Rocell Aqua corner), with waste coupling rate to include Pillar tap & 1/2" chromium plate angle valve ("Desigle, rocell or approved type) , 450mm flexible hose"Spain"	Nr	35,900.00
PB05	Supplying and fixing Lab Sink glazed (24"x16"x7"), earthenware with waste plug ... etc. .(Rocell- Xenon)	Nr	40,800.00
PB06	Supplying and fixing stainless steel kitchen sink with drain board (900 X 450 mm "Prince") with sawn neck tap 1/2" dia Nickel. ("desigal" or approved quality) 1/2" flexible hose (plastic 18" long)1/2" plastic water tec / S-lon Angle valve ... etc. All complete to working order.	Nr	17,950.00
PB07	Supplying and fixing stainless steel sink with (450X450 mm "Prince") with sawn neck tap 1/2" dia (Slon) 1/2" flexible hose ("Slon " 18" long)1/2" angle valve S-lon... etc. All complete to working order.	Nr	12,550.00
PB08	Supplying and fixing, Closet, pedestal type, with low level glazed earthenware flushing cistern,plastic seat cover(Rocell - "Efi") rate to include approved branded 1/2" chromium plate angle valve, 450mm flexible hose (spain),...etc. ("Desigle"/ rocell/huida)	Nr	64,000.00
PB09	Supplying and fixing, Closet, pedestal type, with low level glazed earthenware flushing cistern,plastic seat cover(OTTO, RSL or equivalent.) rate to include 1/2" watertec angle valve, 450mm flexible horse (all accessories water tech or s lon)Suitable fittings can be decided by the engineer depending on the site situation	Nr	37,200.00

Code	Description	Unit	Rate (LKR)
PB10	Supplying and fixing bath room set with seat cover " Rocell DUNE" (02 pcs) Including all necessary accessories, wash basin (pedestal) with basin waste coupling & tap "Desigle" ,low level closet , with cistern, complete to working order Rate to include 450 mm long flexible hose " Spain" , 1/2" chromium plate "Desigle" angle valves & Bidet shower chromium plate "Desigle"	Nr	133,000.00
PB11	Supplying and fixing bath room set with seat cover" Rocell Efi" Including all necessary accessories, wash basin (pedestal) with basin waste coupling & tap "Desigle" ,low level closet , with cistern, complete to working order Rate to include 450 mm long flexible hose " Spain" , 1/2" chromium plate "Desigle" angle valves & Bidet shower chromium plate "Desigle"	Nr	114,000.00
PB12	Supplying and fixing bath room set with seat cover" (OTTO, RSL ceramic or equivalent)" Including all necessary accessories, wash basin (pedestal) with basin waste coupling & tap "Water tec" ,low level closet S,Suitable fitting with cistern, complete to working order Rate to include 450 mm long flexible hose " S-lon" , 1/2" "Water tec" angle valves & Bidet shower "Water tec"Suitable fittings can be decided by the engineer depending on the site situation	Nr	60,900.00
PB13	Supplying and fixing , approved quality accessories set with chromium plated "Soap tray, coat hook , towel bar , toilet paper holder , tooth brush holder , complete to working order "Desigle, rocell "- or approved type	Nr	27,100.00
PB14	Supplying and fixing Urinal, ball type (OTTO, RSL ceramic or equivalent)with brass screws	Nr	13,350.00
PB15	Supplying and fixing Urinal, ball type (DEW poovit with flush valve) "Rocell"	Nr	47,300.00
PB16	Supplying and fixing Urinal, ball type - "King" or Approved quality	Nr	18,600.00
PB17	Supplying and fixing Urinal, ball type (DEW poovit with sensor) "Rocell" for special purpose	Nr	78,700.00
PB18	Supplying and fixing Closet with footrest, squatting type (Rocell) white clour, with trap .(Squatting pan)	Nr	16,950.00
PB19	Supplying & fixing plastic high level flushing cistern, squatting type Closet with foot rest, and connected to pipe line (flushing cistern "Rocell ") with brass screws	Nr	28,000.00
PB20	Supplying and fixing Closet with footrest, squatting type(Large), with trap .(OTTO / RSL or equivalent (Suitable fittings can be decided by the engineer depending on the site situation)	Nr	11,200.00

Code	Description	Unit	Rate (LKR)
PB21	Supplying and fixing Closet squatting type (OTTO) with trap and foot rest complete with cistern (high level)etc. including ½” stop valve and special flushing cistern(OTTO) complete with flush pipes, chain, overflow pipe ...etc.	Nr	24,000.00
PB22	Flushing cistern low level , porcelain suppling and fixing complete.(with more than 10 years warrenty) ("Rocell" "Efi")	Nr	18,700.00
PB23	Suppling and fixing plastic seat cover slow down for pedestal closets "Rocell - efi"	Nr	10,350.00
PB24	Suppling and fixing plastic seat cover slow down model for pedestal closets (OTTO , RSL or equivalent)	Nr	4,950.00
PB25	Mirror, bevelled, bath room type, square shape ("Desigle or equivalent") suppling and Fixing to wall with Rawl plugs (18"x24")	Nr	6,100.00
PB26	Mirror, bath room type, square shape ("Plastic")suppling and Fixing to wall with Rawl plugs (18"x24")	Nr	3,220.00
PB27	Suppling and fixing, approved quality chromium plated 1/2"bib tap, (Desigle or equivalent)	Nr	5,390.00
PB28	Suppling and fixing 1/2" Swan neck tap, (Desigle) rate to include 450 mm long flexible hose " Spain" 1/2"Angle valve Chromium plated -"Desigle"	Nr	10,550.00
PB29	Suppling and fixing 1/2" Push tap, (Desigle or approved quality)	Nr	7,310.00
PB30	Suppling and fixing 1/2" Doctor tap(elbo action tap), (Desigle or approved quality) rate to include 450 mm long flexible hose " Spain" 1/2"Angle valve Chromium plated -"Desigle"	Nr	11,150.00
PB31	Suppling and fixing Cromium plated Pillar tap 1/2" "Desigal" or approved type	Nr	8,270.00
PB32	Suppling and fixing PVC 1/2"bib tap, (Water Tec/ S lon)	Nr	890.00
PB33	Suppling and fixingPVC 1/2" Swan neck tap, (S-lon/water tec) rate to include 450 mm long flexible hose " S-lon"	Nr	3,320.00
PB34	Suppling and fixing approved type 4" chromium plated Shower rose (Desigle or approved Type)	Nr	6,350.00
PB35	Supplying & fixing 4" P.V.C. Shower rose including 1/2 P. V.C. Valve socket (Water tec)	Nr	1,440.00
PB36	Supplying and fixing Bidet shower Plastic (water tec or equivalent)" with 1/2" angle valve PVC	Nr	3,350.00
PB37	supplying and fixing Bidet shower Chromium plated with 1/2"Angle valve Chromium plated -"Desigle or approved quality"	Nr	5,870.00
PB38	Suppling and fixing chromium plated Tooth brush holder, to walls with rawl plug "Desigel" or equivalent	Nr	4,760.00
PB39	Supplying and fixing Tooth brush holder ABS plastic (navrang/sliva world) or approved quality, to walls with rawl plug	Nr	1,340.00

Code	Description	Unit	Rate (LKR)
PB40	Supplying and fixing Towel rail chromium plated to walls with rawl plug- "Desigel" or equivalent (600 mm long)	Nr	7,040.00
PB41	Supplying and fixing Towel rail ABS plastic(navrang/sliva world) or approved quality, to walls with rawl plug- (600 mm long)	Nr	1,940.00
PB42	Supplying & fixing chromium plated Double hanging hooks . "Desigel" or equivalent	Nr	2,730.00
PB43	Supplying and fixing chromium Plated Soap tray (Desigle)	Nr	7,990.00
PB44	Supplying and fixing Ceramic Soap & shampoo holder (Rocell)	Nr	9,430.00
PB45	Supplying and fixing Soap tray (ABS Plastic)	Nr	1,930.00
PB46	Supplying and fixing Pipes P. V. C. ½" - PNT 14 rate to include socket & joints and also include excavating backfilling or breaking wall or floor upto required depth	m	620.00
PB47	Supplying and fixing Pipes P. V. C. ¾" - PNT 11 rate to include socket & joints and also include excavating backfilling or breaking wall or floor upto required depth	m	875.00
PB48	Supplying and fixing Pipes P. V. C. 1" - PNT 7 rate to include socket & joints and also include excavating backfilling or breaking wall or floor upto required depth	m	323.00
PB49	Supplying and fixing Pipes P. V. C. 1 ¼" - PNT 7 rate to include socket & joints and also include excavating backfilling or breaking wall or floor upto required depth	m	510.00
PB50	Supplying and fixing Pipes P. V. C. 1½" - 600 Type PNT 7 rate to include socket & joints and also include excavating backfilling or breaking wall or floor upto required depth	m	875.00
PB51	Supplying and fixing Pipes P. V. C. 2" - 600 Type PNT 7 rate to include socket & joints and also include excavating backfilling or breaking wall or floor upto required depth	m	1,210.00
PB52	P.V.C. pipes 110 mm dia.(4") type 600 non pressure laid under ground not exceeding 600 mm depth. Rate to include for necessary excavation, ct., Con. Bedding & covering with 1:3:6(1") con. mixture. Concrete Paid Separately. For special purpose only	m	2,390.00
PB53	P.V.C. pipes 110 mm dia.(4") type 250 laid under ground not exceeding 600 mm depth. Rate to include for necessary excavation, ct.Con. Bedding & covering with 1:3:6 (1") conc. mixture. Concrete Paid Separately. For special purpose only	m	1,460.00
PB54	Supplying and fixing P.V.C. pipes 110 mm dia.(4") type 400 laid with wall mount pipe clip / clamp 1.5m c/c.rate to include scaffolding ...etc	m	2,290.00
PB55	Supplying and fixing PVC Door bend 110mm	Nr	2,230.00
PB56	Supplying and fixing PVC Bend 110mm	Nr	1,630.00
PB57	Supplying and fixing PVC Door Tee 110mm	Nr	2,530.00
PB58	Supplying and fixing PVC Equal Tee 110mm	Nr	2,110.00
PB59	Supplying and fixing PVC Door Y 110mm	Nr	3,010.00

Code	Description	Unit	Rate (LKR)
PB60	Supplying and fixing PVC single Y 110mm	Nr	2,410.00
PB61	Supplying and fixing , PVC 1/2" Concealed valve"Desigle" Chromium plated	Nr	6,020.00
PB62	Supplying and fixing ,1/2" Concealed valve PVC "Water Tec"	Nr	1,580.00
PB63	Supplying and fixing, Chromium plated flexible hose 450 mm long	Nr	1,670.00
PB64	Supplying and fixing, Chromium plated flexible hose 600 mm long	Nr	1,730.00
PB65	Supplying and fixing, Chromium plated flexible hose 900 mm long	Nr	1,790.00
PB66	Supplying and fixing, Plastic flexible hose 450 mm long	Nr	920.00
PB67	Supplying and fixing, Plastic flexible hose 600 mm long	Nr	1,100.00
PB68	Supplying and fixing, Plastic flexible hose 900 mm long	Nr	1,310.00
PB69	Supplying and fixing, 1/2" tank float valve plastic	Nr	6,020.00
PB70	Supplying and fixing, 3/4" tank float valve plastic	Nr	6,500.00
PB71	Supplying and fixing, 1" tank float valve plastic	Nr	9,500.00
PB72	Supplying and fixing, tank Ball valve 1/2" brass	Nr	5,750.00
PB73	Supplying and fixing, tank Ball valve 3/4" brass	Nr	6,230.00
PB74	Supplying and fixing ,tank ball valve 1" brass	Nr	9,230.00
PB75	Supplying and fixing Stop valve, Plastic 1/2" ."S-lon"/"Water Tec"	Nr	1,100.00
PB76	Supplying and fixing Stop valve, Plastic 3/4" ."S-lon"/"Water Tec"	Nr	1,370.00
PB77	Supplying and fixing Stop valve, Plastic 1" ."S-lon /Water Tec"	Nr	1,520.00
PB78	Supplying and fixing Stop valve, Plastic 1 1/4" ."S-lon /Water Tec"	Nr	2,060.00
PB79	Supplying and fixing stop valve, Plastic 1 1/2" ."S-lon /Water Tec"	Nr	2,540.00
PB80	Supplying and fixing Stop valve, Plastic 2" "S-lon /Water Tec"	Nr	3,380.00
PB81	Supplying and fixing Stop valve, 1/2" chromium plated - "Desigel"or Approved Quality	Nr	5,180.00
PB82	Eaves gutter (100 mm Square type) P.V.C. with end cap,miter joints,gutter joints,running head - fixed with PVC bracket @ 300 c/c with 3/4" jaguar nails ... etc.("S lon" or equivalent.)	m	2,380.00
PB82a	Eaves gutter (100 mm Square type) P.V.C. with end cap,miter joints,gutter joints,running head - fixed with PVC bracket @ 300 c/c with 3/4" jaguar nails ... etc.(S-lone or equivalent)1st floor	m	2,460.00
PB82b	gutter (100 mm Square type) P.V.C. with end cap,miter joints,gutter joints,running head - fixed with PVC bracket @ 300 c/c with 3/4" jaguar nails ... etc.(S-lone or equivalent) 2nd floor	m	2,500.00
PB82c	Eaves gutter (100 mm Square type) P.V.C. with end cap,miter joints,gutter joints,running head - fixed with PVC bracket @ 300 c/c with 3/4" jaguar nails ... etc.("S-lone" equivalent) 3rd floor	m	2,550.00

Code	Description	Unit	Rate (LKR)
PB82d	Eaves gutter (100 mm Square type) P.V.C. with end cap,miter joints,gutter joints,running head - fixed with PVC bracket @ 300 c/c with 3/4" jaguar nails ... etc.("S-lone" or equivalent) 4th floor	m	2,600.00
PB83	Down pipe 90mm dia P.V.C., Elbows 90mm fixed with galvanized bracket @ 750 C/C	m	2,390.00
PB83a	Down pipe 90mm dia P.V.C., Elbows 90mm fixed with galvanized bracket @ 750 C/C in 1st floor	m	2,460.00
PB83b	Down pipe 90mm dia P.V.C., Elbows 90mm fixed with galvanized bracket @ 750 C/C in 2nd floor	m	2,510.00
PB83c	Down pipe 90mm dia P.V.C., Elbows 90mm fixed with galvanized bracket @ 750 C/C in 3rd floor	m	2,560.00
PB83d	Down pipe 90mm dia P.V.C., Elbows 90mm fixed with galvanized bracket @ 750 C/C 4th floor	m	2,600.00
PB84	Supplying and fixing Zn/Al Eaves gutter (0.47 mm thick -girth 470mm AZ150 - thickness certificate necessary) with Silicon joint ,fixed to Brass screws with fixing Aluminium bracket @ 500 mm C/C (Metecno, Vision or eq.) approval should be taking from engineer before installation.	m	2,650.00
PB84a	Supplying and fixing Zn/Al Eaves gutter ((.47 mm thick -girth 470mm AZ150 - thickness certificate necessary)with Silicon joint ,fixed to facia bolt with fixing bracket @ 500 mm C/C -in 1stfloor (Metecno, Vision or eq.) approval should be taking from engineer before installation.	m	2,730.00
PB84b	Supplying and fixing Zn/Al Eaves gutter ((.47 mm thick -girth 470mm AZ150 - thickness certificate necessary)with Silicon joint ,fixed to facia bolt with fixing bracket @ 500 mm C/C -in 2nd floor (Metecno, Vision or eq.) approval should be taking from engineer before installation.	m	2,780.00
PB84c	Supplying and fixing Zn/Al Eaves gutter ((.47 mm thick -girth 470mm AZ150 - thickness certificate necessary)with Silicon joint ,fixed to facia bolt with fixing bracket @ 500 mm C/C -in 3rd floor (Metecno, Vision or eq.) approval should be taking from engineer before installation.	m	2,840.00
PB84d	Supplying and fixing Zn/Al Eaves gutter ((.47 mm thick -girth 470mm AZ150 - thickness certificate necessary)with Silicon joint ,fixed to facia bolt with fixing bracket @ 500 mm C/C -in 4th floor (Metecno, Vision or eq.) approval should be taking from engineer before installation.	m	2,890.00
PB85	Extra over Zn/Al gutters for Stop end (end cap) (Metecno, Vision or eq.)	Nr	1,630.00
PB86	Extra over Zn/Al gutters for Running head / nozzle with Aluminium gutter strap, gutter bracket (Metecno, Vision or eq.)	Nr	3,580.00
PB87	Extra over Zn/Al gutters for Angle (mitre joiner/ Gutter box 200 x 200 mm)with gutter strap, Aluminium gutter bracket (Metecno, Vision or eq.)	Nr	3,610.00

Code	Description	Unit	Rate (LKR)
PB88	Supplying and fixing 100 x 100 Zn/Al Down pipes with Zn/Al Strap (0.47 mm thick AZ150 - thickness certificate necessary) with Silicon joint ,fixed to facia bolt with fixing bracket @ 750 mm C/C with 1"screws...etc (Metecno, Vision or eq.)	m	2,090.00
PB88a	Supplying and fixing 100 x 100 Zn/Al Down pipes with Zn/Al Strap (.47 mm thick AZ150 - thickness certificate necessary) with Silicon joint ,fixed to facia bolt with fixing bracket @ 750 mm C/C with 1"screws...etc (Metecno, Vision or eq.) 1st floor	m	2,150.00
PB88b	Supplying and fixing 100 x 100 Zn/Al Down pipes with Zn/Al Strap (.47 mm thick AZ150 - thickness certificate necessary) with Silicon joint ,fixed to facia bolt with fixing bracket @ 750 mm C/C with 1"screws ...etc (Metecno, Vision or eq.) 2nd floor	m	2,190.00
PB88c	Supplying and fixing 100 x 100 Zn/Al Down pipes with Zn/Al Strap (.47 mm thick AZ150 - thickness certificate necessary) with Silicon joint ,fixed to facia bolt with fixing bracket @ 750 mm C/C with 1"screws...etc (Metecno, Vision or eq.) 3rd floor	m	2,230.00
PB88d	Supplying and fixing 100 x 100 Zn/Al Down pipes with Zn/Al Strap (.47 mm thick AZ150 - thickness certificate necessary) with Silicon joint ,fixed to facia bolt with fixing bracket @ 750 mm C/C with 1"screws...etc (Metecno, Vision or eq.) 4th floor	m	2,270.00
PB89	Supplying and fixing 500 liters Arpico Plastishell water Tank - hybrid double layer (Pipes, Stop Valve, Ball Valve,Float valve measured separately)	Nr	13,700.00
PB90	Supplying and fixing 1000 liters Arpico Plastishell water Tank - hybrid double layer (Pipes, Stop Valve, Ball Valve,Float valve measured separately)	Nr	24,400.00
PB91	Supplying and fixing 2000 liters Arpico Plastishell water tank - hybrid double layer (Pipes, Stop Valve, Ball Valve,Float valve measured separately)	Nr	44,500.00
PB92	Supplying & fixing 150 mm x 150mm plastic Gully trap with cover	Nr	4,700.00
PB93	Wash basin available, fixing to wall and connecting to existing water service and making good.	Nr	2,430.00
PB94	Urinal, ball type available fixing only	Nr	3,570.00
PB95	Basin, sink or urinal including all fittings, removing from walls as per instruction.	Nr	1,170.00
PB96	Flushing cistern high level fixing complete (cistern & brackets available) with 1 1/2" brass screws	Nr	2,790.00
PB97	Sink basin, removing and re-fixing in new position.	Nr	5,600.00

Rates for Construction & Repair Works
2026 Rates, Matara
Maintenance Works

Code	Description	Unit	Rate (LKR)
MA01	Applying 2 coats of approved quality Emulsion paint to ceiling sheets & 2 coats of enamel paint to beading & moulding, (for existing ceiling). Ground floor	Sq.m	1,250.00
MA01a	Applying 2 coats of approved quality Emulsion paint to ceiling sheets & 2 coats of enamel paint to beading & moulding ,including one coat of primer paint.-1st floor	Sq.m	1,290.00
MA01b	Applying 2 coats of approved quality Emulsion paint to ceiling sheets & 2 coats of enamel paint to beading & moulding, including one coat of primer paint.-2nd floor	Sq.m	1,310.00
MA01c	Applying 2 coats of approved quality Emulsion paint to ceiling sheets & 2 coats of enamel paint to beading & moulding (3rd floor).including one coat of primer paint.	Sq.m	1,340.00
MA02	Asbestos corrugated sheet roof(app Quality) for covered way including 125x75 mm wall plates, 125x50 mm. ridge plate,125 x 75 mm. beam,100x100 mm post,100x50 mm.rafters,50x50 battens. Rate to include for Calicut tile ridging with two coats of wood preservative (imported heavy / medium hardwood timber) - in G. Floor	Sq.m	10,950.00
MA02a	Asbestos corrugated sheet roof (app Quality)for covered way including 125 x 75 mm wall plates, 125x50mm, ridge plate, 125 x 75mm, beam,100 x100 mm post, 100 x50 mm. rafters,50 x 50 battens. Rate to include for Calicut tile ridging with two coats of wood preservative(Imported hard wood timber) (in 1st.Floor)	Sq.m	11,300.00
MA02b	Asbestos corrugated sheet roof (app Quality) for covered way including 125x75 mm wall plates, 125x50 mm. ridge plate, 125x75mm.beam, 100x100 mm post, 100x50 mm. rafters,50x50 battens. Rate to include for Calicut tile ridging with two coats of wood preservative(Imported hard wood timber(in 2nd.Floor)	Sq.m	11,500.00
MA02c	Asbestos corrugated sheet roof (app Quality) for covered way including 125x75 mm wall plates,125x50 mm. ridge plate, 125 x 75 mm. beam,100x100 mm post,100x50mmrafters,50x50 battens. Rate to include for Calicut tile ridging with two coats of wood preservative(Imported hard wood timber) -in 3rd.Floor	Sq.m	11,750.00
MA03	Supplying and fixing approved quality PVC door for toilets, frame 100 x 30 mm & 28 mm thick sash including , hinges and screw nails.(2'-6" x 6'-6" size) with two years warranty	Sq.m	13,550.00

Code	Description	Unit	Rate (LKR)
MA04	Beading 1 1/2" to 2", 1/2" thick fixed complete with brass screws. Rate to include fappling, one coat of primer and two coats of enamel paint.	m	295.00
MA05	Removing exsisting Door or Window sash & Repairing & Refixing with using 1 1/4"x 1 1/4" jack timber bar and all complete.	m	2,520.00
MA06	Removing decayed parts of the ridge and fixing supplied and available ridge tiles with 1:1:4 ct. lime. motor, after laying the 1'-6" wide tar sheet.	m	1,360.00
MA07	Fixing supplied and available ceiling sheets with supplied beading & moulding including painting beading & moulding with two coats of enamel paint.	Sq.m	2,720.00
MA08	Fixing existing door or window frame & sashes in the place required as directed.including 4nrs holdfast	Nr	6,320.00
MA09	Deleted		
MA10	Supplying and fixing Asb. Flat sheets (for ceiling) with beading to existing frame with brass screws	Sq.m	2,040.00
MA11	Calicut tile roof - using, supplied & available material, with frame work including appling with two coats of wood preservative black to timber and laying Calicut flat tiles.(G. floor)	Sq.m	1,750.00
MA11 a	Calicut tile roof - using, supplied & available material, with frame work including applying with two coats of wood preservative black to timber and laying Calicut flat tiles.(1st.floor)	Sq.m	1,800.00
MA11b	Calicut tile roof - using, supplied & available material, with frame work including applying with two coats of wood preservative black to timber and laying Calicut flat tiles.(2nd.floor)	Sq.m	1,830.00
MA11c	Calicut tile roof - using, supplied & available material, with frame work including applying with two coats of wood preservative black to timber and laying Calicut flat tiles.(3rd.floor)	Sq.m	1,870.00
MA12	Corrugated asbestos roof - using, supplied & available material, with frame work including applying with two coats of wood preservative-black to timber and laying corrugated asbestos sheet.(G. floor)	Sq.m	1,710.00
MA12a	Corrugated asbestos roof - using, supplied & available material, with frame work including applying with two coats of wood preservative-black to timber and laying corrugated asbestos sheet.(1st. floor)	Sq.m	1,760.00

Code	Description	Unit	Rate (LKR)
MA12b	Corrugated asbestos roof - using, supplied & available material, with frame work including applying with two coats of wood preservative-black to timber and laying corrugated asbestos sheet.(2nd. floor)	Sq.m	1,790.00
MA12c	Corrugated asbestos roof - using, supplied & available material, with frame work including applying with two coats of wood preservative-black to timber and laying corrugated asbestos sheet-3rd.floor	Sq.m	1,830.00
MA13	Double hung main gate - Gate sashes size 12'-0" x 5'-0" as per detailed drawing with 3 nos 1 1/4" dia. G.I. pipe horizontally and 2 nos 1 1/4" dia. G.I. pipe vertically. with 1/2" x 1/4" flat iron size 6" x 4" squares 05 Nos. At upper section of the frame. And lower section with 2 Nos 3/4" x 1/4" flat iron at equal spans including 10.0 mm dia. M.S. rods welded to G.I.Pipe and to 3/4" x 1/4" flat iron 4" c/c. vertically and one number gate sash fixed to column by 03 number pintles. including two nos bolts, Hasp & staple with 50 mm brass pad lock and hook. Applying one coat of anticorrosive paint and two coats of approved colour enamel paint.	Sq.m	15,100.00
MA14	Welded mesh with 100 x 50 mm imported heavy / medium hardwood timber frame and 50 x 50 mm weld mesh(gage10) fixed with 50 x 13 mm timber bars , rate include for one coat of metal primer & two coats of anticorrosive Paint	Sq.m	11,050.00
MA15	Door or window, removing, easing and re-fixing,	Nr	1,590.00
MA16	Door or Window frames renewed in short lengths with jak timber Assume 3'0" length of door frame renewed 4"x3")	m	5,880.00
MA17	Timber Available sorted out to required sizes and fixed completed in Wooden frames (for door & windows)	Cu.m	129,000.00
MA18	Preparing stand post size 4" x 4" on top and 6"x 6" on bottom concreting with 1:2:4(3/4") ct. concrete R/F with 4 nos 6.0 mm m.s.dia rods, stirrups at 6" ctrs. Preparing water tray (3'-0" x 3'-0" basin) with 1:2 1/2:5(1") con. Mixture, bottom 3" thick and including 3" wide , 2" high con. Curb with the same mixture. plastered with 1:2 ct. mortar 1/2" thick finished smooth with neat ct. floating, including (plastic) 1/2" dia bib tap and necessary 1/2" dia P.V.C. pipes.	Nr	11,000.00

Rates for Construction & Repair Works
2026 Rates, Matara
Tempered Glass Works

Code	Description	Unit	Rate (LKR)
TG01	12mm clear float tempered glass approved quality partition in ss u channel (304) including 37mm x 25mm top bar and 25mm x 25mm side and bottom bar with necessary 37mm s/s screws (csk head) 600mm c/c, rawl plug , mac rod (8mm) and binding sealer...etc.ss bar304.	Sq.m	18,700.00
TG02	12mm clear float tempered glass door,consisting with floor hinges (VVP or Kinlong, one year warranty), Door handle (pair), door lock(one year warranty) and necessary accessories and riverts , screws... etc Rate to include for making flat shape as outer line)	Sq.m	44,500.00

Rates for Construction & Repair Works
2026 Rates, Matara
Glass Works

Code	Description	Unit	Rate (LKR)
GL01	Glass panels 3 mm (1/8) clear glass supplying and fixing with class I timber beading or routing.	Sq.m	6,470.00
GL02	Glass panels 3 mm (1/8) printed or obscure glass supplying and fixing with class I timber beading or routing	Sq.m	7,390.00
GL03	Glass panels 5 mm (3/16) clear glass supplying and fixing with class I timber beading or routing	Sq.m	7,610.00
GL04	Glass panels 5 mm (3/16) pinhead or obscure supplying and fixing with Class I timber beading or routing	Sq.m	9,100.00
GL05	Supply and fixing 190x190x80 mm glass Blocks of approved quality with neat cement including plaster reveals.	Nr	2,040.00

Rates for Construction & Repair Works
2026 Rates, Matara
Cladding works

Code	Description	Unit	Rate (LKR)
CL01	Aluminium composite panel sheet(4 mm thk) colour bonded- Single side (Cladding) for fix to external face of wall with Aluminium 1.5" x 1.5" box bar frame.using 1.5"x1.5" Al angle bars,12mmform rod,3/4"x8 Aluminium screws & 2" ST screws fixing to no 6 rawl plugs.Ground floor	Sq.m	26,500.00
CL01a	Aluminium composite panel sheet(4 mm thk)colour bonded - Single side (Cladding) for fix to external face of wall with Aluminium1.5" x 1.5" box bar frame.using 1.5"x1.5" Al angle bars,12mmform rod,3/4"x8 Aluminium screws & 2" ST screws fixing to no 6 rawl plugs. First floor	Sq.m	27,300.00
CL01b	Aluminium composite panel sheet(4 mm thk)colour bonded - Single side (Cladding) for fix to external face of wall with Aluminium1.5" x 1.5" box bar frame. using 1.5"x1.5" Al angle bars,12mmform rod,3/4"x8 Aluminium screws & 2" ST screws fixing to no 6 rawl plugs. Second floor	Sq.m	27,800.00
CL01c	Aluminium composite panel sheet (4 mm thk.)-colour bonded Single side(Cladding) for fix to external face of wall with 1.5" x 1.5" Aluminium box bar frame.using 1.5"x1.5" Al angle bars,12mmform rod,3/4"x8 Aluminium screws & 2" ST screws fixing to no 6 rawl plugs. Third floor	Sq.m	28,400.00
CL02	Aluminium composite panel sheet(4 mm thk) -colour bonded Single side(Cladding) for fix to external face of column with Aluminium 1.5" x 1.5" box bar frame.using 1.5"x1.5" Al angle bars,12mmform rod,3/4"x8 Aluminium screws & 2" ST screws fixing to no 6 rawl plugs. Ground floor	Sq.m	27,100.00
CL02a	Aluminium composite panel sheet(4 mm thk) -colour bonded Single side(Cladding) for fix to external face of column with Aluminium 1.5" x 1.5" box bar frame.using 1.5"x1.5" Al angle bars,12mmform rod,3/4"x8 Aluminium screws & 2" ST screws fixing to no 6 rawl plugs. First floor	Sq.m	27,900.00
CL02b	Aluminium composite panel sheet(4 mm thk) -colour bonded Single side(Cladding) for fix to external face of column with Aluminium 1.5" x 1.5" box bar frame. using 1.5"x1.5" Al angle bars,12mmform rod,3/4"x8 Aluminium screws & 2" ST screws fixing to no 6 rawl plugs.Second floor	Sq.m	28,400.00
CL02c	Aluminium composite panel sheet(4 mm thk) -colour bonded Single side(Cladding) for fix to external face of column with Aluminium 1.5" x 1.5" box bar frame. using 1.5"x1.5" Al angle bars,12mmform rod,3/4"x8 Aluminium screws & 2" ST screws fixing to no 6 rawl plugs.Third floor	Sq.m	28,900.00

Rates for Construction & Repair Works
2026 Rates, Matara
Genaral Works

Code	Description	Unit	Rate (LKR)
GW01	Allow for cutting down 01 N0 tree average girth 500-1000 mm approximately 05 - 10 m height and debris cleared away from site	Nr	6,450.00
GW02	Allow for cutting down 01 No tree average girth 1000-1500 mm. approximately 8 - 12 m height and debris cleared away from site	Nr	8,610.00
GW03	Allow for cutting down 01 N0 tree average girth 1500-2000 mm. approximately 10-14 m height with debris cleared away from site	Nr	20,910.00
GW04	Allow for cutting down 01 No tree average girth 2000-2500 mm. approximately 10 - 16 m height with debris cleared away from site	Nr	27,060.00
GW05	Allow for cutting down 01 No tree average girth 2500-3000 mm. approximately 12 - 18 M height with debris cleared away from site	Nr	33,210.00
GW06	Allow for cutting down 01 No tree, average girth 500-1000 mm. approximately 5 - 10 M height with uprooting and cutting down and cleared away from site	Nr	8,300.00
GW07	Allow for cutting down 01 No tree average girth 1000 - 1500mm. approximately 8 - 12 M height tree with uprooting and cutting down and cleared away from site	Nr	15,990.00
GW08	Allow for cutting down 01 No tree average girth 1500 - 2000mm. approximately 10 - 14 M height tree with uprooting and cutting down and cleared away from site	Nr	31,980.00
GW09	Allow for cutting down 01 No tree average girth 2000 - 2500mm. approximately 10 - 16M height tree with uprooting and cutting down and cleared away from site	Nr	41,820.00
GW10	Allow for cutting down 01 No tree average girth 2500 - 3000mm. approximately 12 - 18 M height tree with uprooting and cutting down and cleared away from site	Nr	49,810.00
GW11	Clearing site and grubbing up all small trees not exceeding 500mm girth and including bushes, scrubs, undergrowth hedges ... etc.	Sq.m	50.00

Rates for Construction & Repair Works
2026 Rates, Galle / Matara / Hambantota
Maintenance Aluminium Works

Code	Description	Unit	Rate (LKR)
AL01	Supplying and fixing heavy quality Aluminium fastener (any colour). If required old accessories should be removed.	Nr	700.00
AL02	Supplying and fixing heavy quality Aluminium Crescent lock (any colour). If required old accessories should be removed.	Nr	810.00
AL03	Supplying and fixing 14" SS 304 Bar hinge. If required old accessories should be removed.	Nr	1,720.00
AL04	Supplying and fixing 2" barrel bolt (any colour). If required old accessories should be removed.	Nr	455.00
AL05	Supplying and fixing 3" barrel bolt (any colour). If required old accessories should be removed.	Nr	490.00
AL06	Supplying and fixing 4" barrel bolt (any colour). If required old accessories should be removed.	Nr	600.00
AL07	Supplying and fixing 6" barrel bolt (any colour). If required old accessories should be removed.	Nr	780.00
AL08	Supplying and fixing 4"x3" Aluminium hinge (any colour). If required old accessories should be removed.	Nr	550.00
AL09	Supplying and fixing 4"x3" SS 304 hinge. If required old accessories should be removed.	Nr	640.00
AL10	Supplying and fixing door closer (Dhul / New Star or equivalent approved by the Engineer). If required old accessories should be removed.	Nr	6,400.00
AL11	Supplying and fixing door lock (CL or equivalent approved by the Engineer). If required old accessories should be removed.	Nr	3,010.00
AL12	Supplying and fixing rubber beadings (455S) both sides for glass.	m	145.00
AL13	Supplying and fixing rubber beadings (3303, 3303A) both sides for composite board.	m	165.00
AL14	Supplying and fixing 5mm thick clear glass for doors or partitons with rubber beadings (455S) both sides.	Sq.m	4,600.00
AL15	Supplying and fixing 4mm thick Al/PVC Double side composite board for doors or partitons with rubber beadings (3303, 3303A) both sides.	Sq.m	4,820.00
AL16	Supplying and fixing 5mm thick clear glass for windows with rubber beadings (674U).	Sq.m	6,620.00

Rates for Construction & Repair Works
2026 Rates, Galle / Matara / Hambantota
Natural Anodized Aluminium Works

Code	Description	Unit	Rate(LKR)
ALN01	Supplying, fabricating & fixing Aluminium natural anodized paneled door as per Drg. No. SPES/RATE23/D/01, Option 1. Frame size is 900x2100mm. Door frame consisting top and side bars (76x32mm) with 18x11mm door stopper bar. Door sash consisting top bar (80x42mm), side bars (66x45mm hinges side, 70x45mm lock side), middle bar (100x42mm) and bottom bar (120x42mm). 16x15mm clip bar should be used for required bars. 4mm thick Al/PVC double side composite board for bottom panel and 5mm thick clear glass for top panel should be fixed. Rate should be included for 3 Nrs of 100x75mm Al hinges, Al natural anodized door handle (102x40mm) pair, Door lock (CL or eq.) and others to manufacturer standard.	Sq.m	35,500.00
ALN02	Supplying, fabricating & fixing Aluminium natural anodized paneled door as per Drg. No. SPES/RATE23/D/01, Option 2. Frame size is 900x2100mm. Door frame consisting top and side bars (76x32mm) with 18x11mm door stopper bar. Door sash consisting top bar (80x42mm), side bars (66x45mm hinges side, 70x45mm lock side), middle bar (100x42mm) and bottom bar (120x42mm). 16x15mm clip bar should be used for required bars. 5mm thick clear glass for top and bottom panels should be fixed. Rate should be included for 3 Nrs of 100x75mm Al hinges, Al natural anodized door handle (102x40mm) pair, Door lock (CL or eq.) and others to manufacturer standard.	Sq.m	35,400.00
ALN03	Supplying, fabricating & fixing Aluminium natural anodized paneled door as per Drg. No. SPES/RATE23/D/02, Option 1. Frame size is 1050x2100mm. Door frame consisting top and side bars (76x32mm) with 18x11mm door stopper bar. Door sash consisting top bar (80x42mm), side bars (66x45mm hinges side, 70x45mm lock side), middle bar (100x42mm) and bottom bar (120x42mm). 16x15mm clip bar should be used for required bars. 4mm thick Al/PVC double side composite board for bottom panel and 5mm thick clear glass for top panel should be fixed. Rate should be included for 4 Nrs of 100x75mm Al hinges, Al natural anodized door handle (102x40mm) pair, Door lock (CL or eq.) and others to manufacturer standard.	Sq.m	32,500.00

Code	Description	Unit	Rate(LKR)
ALN04	Supplying, fabricating & fixing Aluminium natural anodized paneled door as per Drg. No. SPES/RATE23/D/02, Option 2. Frame size is 1050x2100mm. Door frame consisting top and side bars (76x32mm) with 18x11mm door stopper bar. Door sash consisting top bar (80x42mm), side bars (66x45mm hinges side, 70x45mm lock side), middle bar (100x42mm) and bottom bar (120x42mm). 16x15mm clip bar should be used for required bars. 5mm thick clear glass for top and bottom panels should be fixed. Rate should be included for 4 Nrs of 100x75mm Al hinges, Al natural anodized door handle (102x40mm) pair, Door lock (CL or eq.) and others to manufacturer standard.	Sq.m	32,500.00
ALN05	Supplying, fabricating & fixing Aluminium natural anodized paneled door as per Drg. No. SPES/RATE23/D/L/01, Option 1. Frame size is 900x2550mm including 450mm high louvers. Door frame consisting top bar (76x32mm), side bars (76x32mm, use 18x11mm door stopper bar at louver height) horizontal middle bar (76x32mm with 70x4mm clip bar) and vertical middle bar (46x41mm) with 18x11mm door stopper bar around door frame. Louver blades (52x34mm) should be fixed to louver frame bars (20x37mm), and louver panel fixed to frame. Door sash consisting top bar (80x42mm), side bars (66x45mm hinges side, 70x45mm lock side), middle bar (100x42mm) and bottom bar (120x42mm). 16x15mm clip bar should be used for required bars. 4mm thick Al/PVC double side composite board for bottom panel and 5mm thick clear glass for top panel should be fixed. Rate should be included for 3 Nrs of 100x75mm Al hinges, Al natural anodized door handle (102x40mm) pair, Door lock (CL or eq.) and others to manufacturer standard.	Sq.m	38,100.00

Code	Description	Unit	Rate(LKR)
ALN06	Supplying, fabricating & fixing Aluminium natural anodized paneled door as per Drg. No. SPES/RATE23/D/L/01, Option 2. Frame size is 900x2550mm including 450mm high louvers. Door frame consisting top bar (76x32mm), side bars (76x32mm, use 18x11mm door stopper bar at louver height) horizontal middle bar (76x32mm with 70x4mm clip bar) and vertical middle bar (46x41mm) with 18x11mm door stopper bar around door frame. Louver blades (52x34mm) should be fixed to louver frame bars (20x37mm), and louver panel fixed to frame. Door sash consisting top bar (80x42mm), side bars (66x45mm hinges side, 70x45mm lock side), middle bar (100x42mm) and bottom bar (120x42mm). 16x15mm clip bar should be used for required bars. 5mm thick clear glass for top and bottom panel should be fixed. Rate should be included for 3 Nrs of 100x75mm Al hinges, Al natural anodized door handle (102x40mm) pair, Door lock (CL or eq.) and others to manufacturer standard.	Sq.m	38,100.00
ALN07	Supplying, fabricating & fixing Aluminium bronze anodized paneled door as per Drg. No. SPES/RATE23/D/F/01, Option 1. Frame size is 900x2550mm including 450mm high fix glass. Door frame consisting top bar (76x32mm), side bars (76x32mm) horizontal middle bar (75x32mm with 70x11mm clip bar and 31x19mm clip bar) and vertical middle bar (76x32mm with 70x11mm clip bar) with 18x11mm door stopper bar around door frame. Frame top panels should be fixed with 5mm thick clear glass. Door sash consisting top bar (80x42mm), side bars (66x45mm hinges side, 70x45mm lock side), middle bar (100x42mm) and bottom bar (120x42mm). 16x15mm clip bar should be used for required bars. 4mm thick Al/PVC double side composite board for bottom panel and 5mm thick clear glass for top panel should be fixed. Rate should be included for 3 Nrs of 100x75mm Al hinges, Al natural anodized door handle (102x40mm) pair, Door lock (CL or eq.) and others to manufacturer standard.	Sq.m	34,400.00

Code	Description	Unit	Rate(LKR)
ALN08	Supplying, fabricating & fixing Aluminium natural anodized paneled door as per Drg. No. SPES/RATE23/D/F/01, Option 2. Frame size is 900x2550mm including 450mm high fix glass. Door frame consisting top bar (76x32mm), side bars (76x32mm) horizontal middle bar (75x32mm with 70x11mm clip bar and 31x19mm clip bar) and vertical middle bar (76x32mm with 70x11mm clip bar) with 18x11mm door stopper bar around door frame. Frame top panels should be fixed with 5mm thick clear glass. Door sash consisting top bar (80x42mm), side bars (66x45mm hinges side, 70x45mm lock side), middle bar (100x42mm) and bottom bar (120x42mm). 16x15mm clip bar should be used for required bars. 5mm thick clear glass for top and bottom panels should be fixed. Rate should be included for 3 Nrs of 100x75mm Al hinges, Al natural anodized door handle (102x40mm) pair, Door lock (CL or eq.) and others to manufacturer standard.	Sq.m	34,300.00
ALN09	Supplying, fabricating & fixing Aluminium natural anodized paneled door as per Drg. No. SPES/RATE23/D/L/02, Option 1. Frame size is 1050x2550mm including 450mm high louvers. Door frame consisting top bar (76x32mm), side bars (76x32mm, use 18x11mm door stopper bar at louver height) horizontal middle bar (76x32mm with 70x4mm clip bar) and vertical middle bar (46x41mm) with 18x11mm door stopper bar around door frame. Louver blades (52x34mm) should be fixed to louver frame bars (20x37mm), and louver panel fixed to frame. Door sash consisting top bar (80x42mm), side bars (66x45mm hinges side, 70x45mm lock side), middle bar (100x42mm) and bottom bar (120x42mm). 16x15mm clip bar should be used for required bars. 4mm thick Al/PVC double side composite board for bottom panel and 5mm thick clear glass for top panel should be fixed. Rate should be included for 4 Nrs of 100x75mm Al hinges, Al natural anodized door handle (102x40mm) pair, Door lock (CL or eq.) and others to manufacturer standard.	Sq.m	35,000.00

Code	Description	Unit	Rate(LKR)
ALN10	Supplying, fabricating & fixing Aluminium natural anodized paneled door as per Drg. No. SPES/RATE23/D/L/02, Option 2. Frame size is 1050x2550mm including 450mm high louvers. Door frame consisting top bar (76x32mm), side bars (76x32mm, use 18x11mm door stopper bar at louver height) horizontal middle bar (76x32mm with 70x4mm clip bar) and vertical middle bar (46x41mm) with 18x11mm door stopper bar around door frame. Louver blades (52x34mm) should be fixed to louver frame bars (20x37mm), and louver panel fixed to frame. Door sash consisting top bar (80x42mm), side bars (66x45mm hinges side, 70x45mm lock side), middle bar (100x42mm) and bottom bar (120x42mm). 16x15mm clip bar should be used for required bars. 5mm thick clear glass for top and bottom panel should be fixed. Rate should be included for 4 Nrs of 100x75mm Al hinges, Al natural anodized door handle (102x40mm) pair, Door lock (CL or eq.) and others to manufacturer standard.	Sq.m	35,000.00
ALN11	Supplying, fabricating & fixing Aluminium natural anodized paneled door as per Drg. No. SPES/RATE23/D/F/02, Option 1. Frame size is 1050x2550mm including 450mm high fix glass. Door frame consisting top bar (76x32mm), side bars (76x32mm) horizontal middle bar (75x32mm with 70x11mm clip bar and 31x19mm clip bar) and vertical middle bar (76x32mm with 70x11mm clip bar) with 18x11mm door stopper bar around door frame. Frame top panels should be fixed with 5mm thick clear glass. Door sash consisting top bar (80x42mm), side bars (66x45mm hinges side, 70x45mm lock side), middle bar (100x42mm) and bottom bar (120x42mm). 16x15mm clip bar should be used for required bars. 4mm thick Al/PVC double side composite board for bottom panel and 5mm thick clear glass for top panel should be fixed. Rate should be included for 4 Nrs of 100x75mm Al hinges, Al natural anodized door handle (102x40mm) pair, Door lock (CL or eq.) and others to manufacturer standard.	Sq.m	31,400.00

Code	Description	Unit	Rate(LKR)
ALN12	Supplying, fabricating & fixing Aluminium natural anodized paneled door as per Drg. No. SPES/RATE23/D/F/02, Option 2. Frame size is 1050x2550mm including 450mm high fix glass. Door frame consisting top bar (76x32mm), side bars (76x32mm) horizontal middle bar (75x32mm with 70x11mm clip bar and 31x19mm clip bar) and vertical middle bar (76x32mm with 70x11mm clip bar) with 18x11mm door stopper bar around door frame. Frame top panels should be fixed with 5mm thick clear glass. Door sash consisting top bar (80x42mm), side bars (66x45mm hinges side, 70x45mm lock side), middle bar (100x42mm) and bottom bar (120x42mm). 16x15mm clip bar should be used for required bars. 5mm thick clear glass for top and bottom panels should be fixed. Rate should be included for 4 Nrs of 100x75mm Al hinges, Al natural anodized door handle (102x40mm) pair, Door lock (CL or eq.) and others to manufacturer standard.	Sq.m	31,400.00
ALN13	Supplying, fabricating & fixing Aluminium natural anodized paneled door as per Drg. No. SPES/RATE23/DD/01, Option 1. Frame size is 1500x2100mm. Door frame consisting top and side bars (76x32mm) with 18x11mm door stopper bar. Door sash consisting top bar (80x42mm), side bars (66x45mm hinges side, 70x45mm lock side), middle bar (100x42mm) and bottom bar (120x42mm). 16x15mm clip bar should be used for required bars. 4mm thick Al/PVC double side composite board for bottom panel and 5mm thick clear glass for top panel should be fixed. Rate should be included for 6 Nrs of 100x75mm Al hinges, 2 Nrs of Al natural anodized door handle (102x40mm) pair, Door lock (CL or eq.) and others to manufacturer standard.	Sq.m	34,900.00
ALN14	Supplying, fabricating & fixing Aluminium natural anodized paneled door as per Drg. No. SPES/RATE23/DD/01, Option 2. Frame size is 1500x2100mm. Door frame consisting top and side bars (76x32mm) with 18x11mm door stopper bar. Door sash consisting top bar (80x42mm), side bars (66x45mm hinges side, 70x45mm lock side), middle bar (100x42mm) and bottom bar (120x42mm). 16x15mm clip bar should be used for required bars. 5mm thick clear glass for top and bottom panel should be fixed. Rate should be included for 6 Nrs of 100x75mm Al hinges, 2 Nrs of Al natural anodized door handle (102x40mm) pair, Door lock (CL or eq.) and others to manufacturer standard.	Sq.m	34,900.00

Code	Description	Unit	Rate(LKR)
ALN15	Supplying, fabricating & fixing Aluminium natural anodized paneled swing door as per Drg. No. SPES/RATE23/D/S/01, Option 1. Frame size is 1050x2100mm. Door frame consisting top and side bars (100x45x1.2mm box bar). Door sash consisting top bar (80x42mm), side bars (70x45mm), middle bar (100x42mm) and bottom bar (120x42mm). 16x15mm clip bar should be used for required bars. 4mm thick Al/PVC double side composite board for bottom panel and 5mm thick clear glass for top panel should be fixed. Rate should be included for 1 Nrs of Floor hinges (VVP or eq., one year warranty) with arm and pivot, 2 Nrs of SS bend door handle, Door lock (CL or eq.), and others to manufacturer standard.	Sq.m	43,800.00
ALN16	Supplying, fabricating & fixing Aluminium natural anodized paneled swing door as per Drg. No. SPES/RATE23/D/S/01, Option 2. Frame size is 1050x2100mm. Door frame consisting top and side bars (100x45x1.2mm box bar). Door sash consisting top bar (80x42mm), side bars (70x45mm), middle bar (100x42mm) and bottom bar (120x42mm). 16x15mm clip bar should be used for required bars. 5mm thick clear glass for top and bottom panel should be fixed. Rate should be included for 1 Nrs of Floor hinges (VVP or eq., one year warranty) with arm and pivot, 2 Nrs of SS bend door handle, Door lock (CL or eq.), and others to manufacturer standard.	Sq.m	43,700.00
ALN17	Supplying, fabricating & fixing Aluminium natural anodized paneled swing door as per Drg. No. SPES/RATE23/DD/S/01, Option 1. Frame size is 1800x2100mm. Door frame consisting top and side bars (100x45x1.2mm box bar). Door sash consisting top bar (80x42mm), side bars (70x45mm), middle bar (100x42mm) and bottom bar (120x42mm). 16x15mm clip bar should be used for required bars. 4mm thick Al/PVC double side composite board for bottom panel and 5mm thick clear glass for top panel should be fixed. Rate should be included for 2 Nrs of Floor hinges (VVP or eq., one year warranty) with arm and pivot, 4 Nrs of SS bend door handle, Door lock (CL or eq.), and others to manufacturer standard.	Sq.m	43,800.00

Code	Description	Unit	Rate(LKR)
ALN18	Supplying, fabricating & fixing Aluminium natural anodized paneled swing door as per Drg. No. SPES/RATE23/DD/S/01, Option 2. Frame size is 1800x2100mm. Door frame consisting top and side bars (100x45x1.2mm box bar). Door sash consisting top bar (80x42mm), side bars (70x45mm), middle bar (100x42mm) and bottom bar (120x42mm). 16x15mm clip bar should be used for required bars. 5mm thick clear glass for top and bottom panel should be fixed. Rate should be included for 2 Nrs of Floor hinges (VVP or eq., one year warranty) with arm and pivot, 4 Nrs of SS bend door handle, Door lock (CL or eq.), and others to manufacturer standard.	Sq.m	43,700.00
ALN19	Supplying, fabricating & fixing Aluminium natural anodized paneled sliding door as per Drg. No. SPES/RATE23/SD/01, Option 1. Frame size is 900x2100mm. Door frame consisting top rail (40x33mm), bottom rail (40x20mm) and side bars (40x24mm). Door sash consisting top bar (22x32mm), side bars (50x26mm), middle bar (22x30mm) and bottom bar (22x56mm). 4mm thick Al/PVC double side composite board for bottom panel and 5mm thick clear glass for top panel should be fixed. Rate should be included for 2 Nrs of Aluminium plate door handles, Door lock (CL or eq.), and others to manufacturer standard. (Frame height and door sash width should be measured for payments)	Sq.m	22,700.00
ALN20	Supplying, fabricating & fixing Aluminium natural anodized paneled sliding door as per Drg. No. SPES/RATE23/SD/01, Option 2. Frame size is 900x2100mm. Door frame consisting top rail (40x33mm), bottom rail (40x20mm) and side bars (40x24mm). Door sash consisting top bar (22x32mm), side bars (50x26mm), middle bar (22x30mm) and bottom bar (22x56mm). 5mm thick clear glass for top and bottom panels should be fixed. Rate should be included for 2 Nrs of Aluminium plate door handles, Door lock (CL or eq.), and others to manufacturer standard. (Frame height and door sash width should be measured for payments)	Sq.m	22,700.00

Code	Description	Unit	Rate(LKR)
ALN21	Supplying, fabricating & fixing Aluminium natural anodized paneled door as per Drg. No. SPES/RATE23/D/03. Frame size is 750x2100mm. Door frame consisting top and side bars (76x23mm). Door sash consisting top and bottom bar (80x42mm), side bars (66x45mm hinges side, 70x45mm lock side) and middle bar (100x42mm). 16x15mm clip bar should be used for required bars. 3mm thick Al/PVC double side composite board for top and bottom panels should be fixed. Rate should be included for 3 Nrs of 100x75mm Aluminium hinges, 2 Nrs of Aluminium plate door handles, 2 Nrs of 3" Al Barrel Bolt, Door lock (CL or eq.), and others to manufacturer standard.	Sq.m	35,200.00
ALN22	Supplying, fabricating & fixing Aluminium natural anodized fully composite board (Al/PVC Composite board) door as per Drg. No. SPES/RATE23/D/04. Frame size is 750x1950mm. Door frame consisting top and side bars (50x25x0.9mm box bars) with 18x11mm door stopper bar. Door sash consisting top, sides, bottom and 2 Nrs of middle bars (50x25x0.9mm box bars). 3mm thick Al/PVC double side composite board for full door should be fixed. Rate should be included for 3 Nrs of 100x75mm Aluminium hinges, 2 Nrs of Aluminium plate door handles, 2 Nrs of 2" Al Barrel Bolt, Door lock (CL or eq.), and others to manufacturer standard.	Sq.m	21,700.00
ALN23	Supplying, fabricating & fixing Aluminium natural anodized casement window as per Drg. No. SPES/RATE23/CW/01. Frame size is 1200mm. Window frame consisting top, bottom and side bars (41x31mm). Window sash consisting top, bottom and side bars (40x35mm) should be fixed, and 5mm thick clear glass. Rate should be included for 2 Nrs of 14" SS 304 bar hinges, 1 Nrs of heavy quality Al fastener and others to manufacturer standard.	Sq.m	35,700.00
ALN24	Supplying, fabricating & fixing Aluminium natural anodized casement window as per Drg. No. SPES/RATE23/CW/02. Frame size is 1200x1200mm. Window frame consisting top, bottom and side bars (41x31mm), middle bars (46x41mm). Window sash consisting top, bottom and side bars (40x35mm) should be fixed, and 5mm thick clear glass. Rate should be included for 4 Nrs of 14" SS 304 bar hinges, 2 Nrs of heavy quality Al fastener and others to manufacturer standard.	Sq.m	34,100.00

Code	Description	Unit	Rate(LKR)
ALN25	Supplying, fabricating & fixing Aluminium natural anodized casement window as per Drg. No. SPES/RATE23/CW/03. Frame size is 1800x1200mm. Window frame consisting top, bottom and side bars (41x31mm), middle bars (46x41mm). Window sash consisting top, bottom and side bars (40x35mm) should be fixed, and 5mm thick clear glass. Rate should be included for 6 Nrs of 14" SS 304 bar hinges, 3 Nrs of heavy quality Al fastener and others to manufacturer standard.	Sq.m	33,600.00
ALN26	Supplying, fabricating & fixing Aluminium natural anodized casement window as per Drg. No. SPES/RATE23/CW/04. Frame size is 2400x1200mm. Window frame consisting top, bottom and side bars (41x31mm), middle bars (46x41mm). Window sash consisting top, bottom and side bars (40x35mm) should be fixed, and 5mm thick clear glass. Rate should be included for 8 Nrs of 14" SS 304 bar hinges, 4 Nrs of heavy quality Al fastener and others to manufacturer standard.	Sq.m	33,300.00
ALN27	Supplying, fabricating & fixing Aluminium natural anodized casement window as per Drg. No. SPES/RATE23/CW/05. Frame size is 3000x1200mm. Window frame consisting top, bottom and side bars (41x31mm), middle bars (46x41mm). Window sash consisting top, bottom and side bars (40x35mm) should be fixed, and 5mm thick clear glass. Rate should be included for 10 Nrs of 14" SS 304 bar hinges, 5 Nrs of heavy quality Al fastener and others to manufacturer standard.	Sq.m	33,200.00
ALN28	Supplying, fabricating & fixing Aluminium natural anodized casement window as per Drg. No. SPES/RATE23/CW/L/01. Frame size is 600x1650mm including 450mm high fix glasses. Window frame consisting top, bottom and side bars (41x31mm), horizontal middle bar (46x41mm). Frame top panel should be fixed with 5mm thick clear glass using 34x18mm clip bar. Window sash consisting top, bottom and side bars (40x35mm) should be fixed, and 5mm thick clear glass. Rate should be included for 2 Nrs of 14" SS 304 bar hinges, 1 Nrs of heavy quality Al fastener and others to manufacturer standard.	Sq.m	32,300.00

Code	Description	Unit	Rate(LKR)
ALN29	Supplying, fabricating & fixing Aluminium natural anodized casement window as per Drg. No. SPES/RATE23/CW/L/02. Frame size is 1200x1650mm including 450mm high fix glasses. Window frame consisting top, bottom and side bars (41x31mm), vertical and horizontal middle bars (46x41mm). Frame top panels should be fixed with 5mm thick clear glass using 34x18mm clip bar. Window sash consisting top, bottom and side bars (40x35mm) should be fixed, and 5mm thick clear glass. Rate should be included for 4 Nrs of 14" SS 304 bar hinges, 2 Nrs of heavy quality Al fastener and others to manufacturer standard.	Sq.m	31,100.00
ALN30	Supplying, fabricating & fixing Aluminium natural anodized casement window as per Drg. No. SPES/RATE23/CW/L/03. Frame size is 1200x1650mm including 450mm high fix glasses. Window frame consisting top, bottom and side bars (41x31mm), vertical and horizontal middle bars (46x41mm). Frame top panels should be fixed with 5mm thick clear glass using 34x18mm clip bar. Window sash consisting top, bottom and side bars (40x35mm) should be fixed, and 5mm thick clear glass. Rate should be included for 6 Nrs of 14" SS 304 bar hinges, 3 Nrs of heavy quality Al fastener and others to manufacturer standard.	Sq.m	30,700.00
ALN31	Supplying, fabricating & fixing Aluminium natural anodized casement window as per Drg. No. SPES/RATE23/CW/L/04. Frame size is 2400x1650mm including 450mm high fix glasses. Window frame consisting top, bottom and side bars (41x31mm), vertical and horizontal middle bars (46x41mm). Frame top panels should be fixed with 5mm thick clear glass using 34x18mm clip bar. Window sash consisting top, bottom and side bars (40x35mm) should be fixed, and 5mm thick clear glass. Rate should be included for 8 Nrs of 14" SS 304 bar hinges, 4 Nrs of heavy quality Al fastener and others to manufacturer standard.	Sq.m	30,500.00

Code	Description	Unit	Rate(LKR)
ALN32	Supplying, fabricating & fixing Aluminium natural anodized casement window as per Drg. No. SPES/RATE23/CW/L/05. Frame size is 3000x1650mm including 450mm high fix glasses. Window frame consisting top, bottom and side bars (41x31mm), vertical and horizontal middle bars (46x41mm). Frame top panels should be fixed with 5mm thick clear glass using 34x18mm clip bar. Window sash consisting top, bottom and side bars (40x35mm) should be fixed, and 5mm thick clear glass. Rate should be included for 10 Nrs of 14" SS 304 bar hinges, 5 Nrs of heavy quality Al fastener and others to manufacturer standard.	Sq.m	30,400.00
ALN33	Supplying, fabricating & fixing Aluminium natural anodized casement window as per Drg. No. SPES/RATE23/CW/F/01. Frame size is 600x1650mm including 450mm high louver. Window frame consisting top, bottom and side bars (41x31mm), vertical and horizontal middle bars (46x41mm). Frame top panel should be fixed with 52x34mm louver blades with 20x37mm louver frame bars. Window sash consisting top, bottom and side bars (40x35mm) should be fixed, and 5mm thick clear glass. Rate should be included for 2 Nrs of 14" SS 304 bar hinges, 1 Nrs of heavy quality Al fastener and others to manufacturer standard.	Sq.m	37,200.00
ALN34	Supplying, fabricating & fixing Aluminium natural anodized casement window as per Drg. No. SPES/RATE23/CW/F/02. Frame size is 1200x1650mm including 450mm high louvers. Window frame consisting top, bottom and side bars (41x31mm), vertical and horizontal middle bars (46x41mm). Frame top panels should be fixed with 52x34mm louver blades with 20x37mm louver frame bars. Window sash consisting top, bottom and side bars (40x35mm) should be fixed, and 5mm thick clear glass. Rate should be included for 4 Nrs of 14" SS 304 bar hinges, 2 Nrs of heavy quality Al fastener and others to manufacturer standard.	Sq.m	36,100.00

Code	Description	Unit	Rate(LKR)
ALN35	Supplying, fabricating & fixing Aluminium natural anodized casement window as per Drg. No. SPES/RATE23/CW/F/03. Frame size is 1800x1650mm including 450mm high louvers. Window frame consisting top, bottom and side bars (41x31mm), vertical and horizontal middle bars (46x41mm). Frame top panels should be fixed with 52x34mm louver blades with 20x37mm louver frame bars. Window sash consisting top, bottom and side bars (40x35mm) should be fixed, and 5mm thick clear glass. Rate should be included for 6 Nrs of 14" SS 304 bar hinges, 3 Nrs of heavy quality Al fastener and others to manufacturer standard.	Sq.m	35,800.00
ALN36	Supplying, fabricating & fixing Aluminium natural anodized casement window as per Drg. No. SPES/RATE23/CW/F/04. Frame size is 2400x1650mm including 450mm high louvers. Window frame consisting top, bottom and side bars (41x31mm), vertical and horizontal middle bars (46x41mm). Frame top panels should be fixed with 52x34mm louver blades with 20x37mm louver frame bars. Window sash consisting top, bottom and side bars (40x35mm) should be fixed, and 5mm thick clear glass. Rate should be included for 8 Nrs of 14" SS 304 bar hinges, 4 Nrs of heavy quality Al fastener and others to manufacturer standard.	Sq.m	35,600.00
ALN37	Supplying, fabricating & fixing Aluminium natural anodized casement window as per Drg. No. SPES/RATE23/CW/F/05. Frame size is 3000x1650mm including 450mm high louvers. Window frame consisting top, bottom and side bars (41x31mm), vertical and horizontal middle bars (46x41mm). Frame top panels should be fixed with 52x34mm louver blades with 20x37mm louver frame bars. Window sash consisting top, bottom and side bars (40x35mm) should be fixed, and 5mm thick clear glass. Rate should be included for 10 Nrs of 14" SS 304 bar hinges, 5 Nrs of heavy quality Al fastener and others to manufacturer standard.	Sq.m	35,500.00
ALN38	Supplying, fabricating & fixing Aluminium natural anodized sliding window as per Drg. No. SPES/RATE23/SW/01. Frame size is 1200x1200mm. Window frame consisting top bars (70x32mm), bottom bar (70x30mm) and side bars (73x25mm). Window sash consisting top bar (28x32mm), bottom bar (22x56mm) and side bars (30x26mm one side, 30x32mm lock side) should be fixed, and 5mm thick clear glass. Rate should be included for 1 Nr of heavy quality Crescent lock and others to manufacturer standard.	Sq.m	26,900.00

Code	Description	Unit	Rate(LKR)
ALN39	Supplying, fabricating & fixing Aluminium natural anodized sliding window as per Drg. No. SPES/RATE23/SW/02. Frame size is 2400x1200mm. Window frame consisting top bars (70x32mm), bottom bar (70x30mm) and side bars (73x25mm). Window sash consisting top bar (28x32mm), bottom bar (22x56mm) and side bars (30x26mm one side, 30x32mm lock side) should be fixed, and 5mm thick clear glass. 30x16mm bar should be fixed to one middle sash. Rate should be included for 2 Nr of heavy quality Crescent lock and others to manufacturer standard.	Sq.m	25,000.00
ALN40	Supplying, fabricating & fixing Aluminium natural anodized sliding window as per Drg. No. SPES/RATE23/SW/L/01. Frame size is 1200x1650mm including 450mm high louvers. Window frame consisting top bars (70x30mm), bottom bar (70x30mm) and side bars (73x25mm), horizontal middle bar (70x32mm) with 70x18mm clip bar, vertical side clip bars (73x18mm) for louver height, vertical middle bar (46x41mm) for louver height. Louver blades (52x34mm) should be fixed to louver frame bars (20x37mm), and louver panel fixed to frame. Window sash consisting top bar (28x32mm), bottom bar (22x56mm) and side bars (30x26mm one side, 30x32mm lock side) should be fixed and 5mm thick clear glass. Rate should be included for 1 Nr of heavy quality Crescent lock and others to manufacturer standard.	Sq.m	32,700.00
ALN41	Supplying, fabricating & fixing Aluminium natural anodized sliding window as per Drg. No. SPES/RATE23/SW/L/02. Frame size is 2400x1650mm including 450mm high louvers. Window frame consisting top bars (70x30mm), bottom bar (70x30mm) and side bars (73x25mm), horizontal middle bar (70x32mm) with 70x18mm clip bar, vertical side clip bars (73x18mm) for louver height, vertical middle bar (46x41mm) for louver height. Louver blades (52x34mm) should be fixed to louver frame bars (20x37mm), and louver panel fixed to frame. Window sash consisting top bar (28x32mm), bottom bar (22x56mm) and side bars (30x26mm one side, 30x32mm lock side) should be fixed, and 5mm thick clear glass. 30x16mm bar should be fixed to one middle sash. Rate should be included for 2 Nr of heavy quality Crescent lock and others to manufacturer standard.	Sq.m	30,900.00

Code	Description	Unit	Rate(LKR)
ALN42	Supplying, fabricating & fixing Aluminium natural anodized sliding window as per Drg. No. SPES/RATE23/SW/F/01. Frame size is 1200x1650mm including 450mm high fix glasses. Window frame consisting top bars (70x30mm), bottom bar (70x30mm) and side bars (73x25mm), horizontal middle bar (70x32mm) with 70x18mm clip bar, vertical side clip bars (73x18mm) for fix glass height, vertical middle bar (46x41mm) for fix glass height. 5mm thick clear glass should be fixed to frame with 34x18mm clip bars. Window sash consisting top bar (28x32mm), bottom bar (22x56mm) and side bars (30x26mm one side, 30x32mm lock side) should be fixed, and 5mm thick clear glass. Rate should be included for 1 Nr of heavy quality Crescent lock and others to manufacturer standard.	Sq.m	27,800.00
ALN43	Supplying, fabricating & fixing Aluminium natural anodized sliding window as per Drg. No. SPES/RATE23/SW/F/02. Frame size is 2400x1650mm including 450mm high fix glasses. Window frame consisting top bars (70x30mm), bottom bar (70x30mm) and side bars (73x25mm), horizontal middle bar (70x32mm) with 70x18mm clip bar, vertical side clip bars (73x18mm) for fix glass height, vertical middle bar (46x41mm) for fix glass height. 5mm thick clear glass should be fixed to frame with 34x18mm clip bars. Window sash consisting top bar (28x32mm), bottom bar (22x56mm) and side bars (30x26mm one side, 30x32mm lock side) should be fixed, and 5mm thick clear glass. 30x16mm bar should be fixed to one middle sash. Rate should be included for 2 Nr of heavy quality Crescent lock and others to manufacturer standard.	Sq.m	25,900.00
ALN44	Supplying, fabricating & fixing Aluminium natural anodized partition as per Drg. No. SPES/RATE23/P/01, Option 1. (Door sashes pay separately) Frame height is 2100mm. Partition panels in horizontal way should be divided in equal widths (Maximum width is 1200mm c/c). Partition frame consisting top bar (76x32mm with 70x4mm clip bar), side bars (76x32mm), horizontal middle bar (75x32mm with 70x11mm clip bar and 31x19 clip bar), bottom bar (75x32mm with 31x19 clip bar) and vertical middle bars (76x32mm with 70x11mm clip bar). If required, Squire or Circular coner bars will be paid seperately (Material cost + 20%). 4mm thick Al/PVC double side composite board for bottom panels and 5mm thick clear glass for top panels should be fixed. Rate should be included for others to manufacturer standard.	Sq.m	18,000.00

Code	Description	Unit	Rate(LKR)
ALN45	Supplying, fabricating & fixing Aluminium natural anodized partition as per Drg. No. SPES/RATE23/P/01, Option 2. (Door sashes pay separately) Frame height is 2100mm. Partition panels in horizontal way should be divided in equal widths (Maximum width is 1200mm c/c). Partition frame consisting top bar (76x32mm with 70x4mm clip bar), side bars (76x32mm), horizontal middle bar (75x32mm with 70x11mm clip bar and 31x19 clip bar), bottom bar (75x32mm with 31x19 clip bar) and vertical middle bars (76x32mm with 70x11mm clip bar). If required, Squire or Circular coner bars will be paid seperately (Material cost + 20%). 5mm thick clear glass for top and bottom panels should be fixed. Rate should be included for others to manufacturer standard.	Sq.m	17,900.00
ALN46	Supplying, fabricating & fixing Aluminium natural anodized partition as per Drg. No. SPES/RATE23/P/01, Option 3. (Door sashes pay separately) Frame height is 2100mm. Partition panels in horizontal way should be divided in equal widths (Maximum width is 1200mm c/c). Partition frame consisting top bar (76x32mm with 70x4mm clip bar), side bars (76x32mm), horizontal middle bar (75x32mm with 70x11mm clip bar and 31x19 clip bar), bottom bar (75x32mm with 31x19 clip bar) and vertical middle bars (76x32mm with 70x11mm clip bar). If required, Squire or Circular coner bars will be paid seperately (Material cost + 20%). 4mm thick Al/PVC double side composite board for top and bottom panels should be fixed. Rate should be included for others to manufacturer standard.	Sq.m	18,100.00
ALN47	Supplying, fabricating & fixing Aluminium natural anodized partition as per Drg. No. SPES/RATE23/FP/01, Option 1. (Door sashes pay separately) Frame height is up to ceiling or soffit. Partition panels in horizontal way should be divided in equal widths (Maximum width is 1200mm c/c). Partition frame consisting top bar (76x32mm), side bars (76x32mm), horizontal middle bars (75x32mm with 70x11mm clip bar and 31x19 clip bar), bottom bar (75x32mm with 31x19 clip bar) and vertical middle bars (76x32mm with 70x11mm clip bar). If required, Squire or Circular coner bars will be paid seperately (Material cost + 20%). 4mm thick Al/PVC double side composite board for top and bottom panels, and 5mm thick clear glass for middle panels should be fixed. Rate should be included for others to manufacturer standard.	Sq.m	17,000.00

Code	Description	Unit	Rate(LKR)
ALN48	Supplying, fabricating & fixing Aluminium natural anodized partition as per Drg. No. SPES/RATE23/FP/01, Option 2. (Door sashes pay separately) Frame height is up to ceiling or soffit. Partition panels in horizontal way should be divided in equal widths (Maximum width is 1200mm c/c). Partition frame consisting top bar (76x32mm), side bars (76x32mm), horizontal middle bars (75x32mm with 70x11mm clip bar and 31x19 clip bar), bottom bar (75x32mm with 31x19 clip bar) and vertical middle bars (76x32mm with 70x11mm clip bar). If required, Squire or Circular coner bars will be paid seperately (Material cost + 20%). 4mm thick Al/PVC double side composite board for top, middle and bottom panels should be fixed. Rate should be included for others to manufacturer standard.	Sq.m	17,000.00
ALN49	Supplying, fabricating & fixing Aluminium natural anodized partition as per Drg. No. SPES/RATE23/HP/01. Frame height is 1200mm. Partition panels in horizontal way should be divided in equal widths (Maximum width is 1200mm c/c). Partition frame consisting top bar (76x32mm with 70x4mm clip bar), side bars (76x32mm), bottom bar (75x32mm with 31x19 clip bar) and vertical middle bars (76x32mm with 70x11mm clip bar). If required, Squire or Circular coner bars will be paid seperately (Material cost + 20%). 4mm thick Al/PVC double side composite board for panels should be fixed. Rate should be included for others to manufacturer standard.	Sq.m	17,500.00
ALN50	Supplying, fabricating & fixing Aluminium natural anodized partition paneled door as per Drg. No. SPES/RATE23/PD/01, Option 1. Frame size is 900x2070mm. Door frame around the door fixing with 18x11mm door stopper bar. Door sash consisting top bar (80x42mm), side bars (66x45mm hinges side, 70x45mm lock side), middle bar (100x42mm) and bottom bar (120x42mm). 16x15mm clip bar should be used for required bars. 4mm thick Al/PVC double side composite board for bottom panel and 5mm thick clear glass for top panel should be fixed. Rate should be included for 3 Nrs of 100x75mm Al hinges, Al natural anodized door handle (102x40mm) pair, Door lock (CL or eq.) and others to manufacturer standard.	Sq.m	28,900.00

Code	Description	Unit	Rate(LKR)
ALN51	Supplying, fabricating & fixing Aluminium natural anodized partition paneled door as per Drg. No. SPES/RATE23/PD/01, Option 2. Frame size is 900x2070mm. Door frame around the door fixing with 18x11mm door stopper bar. Door sash consisting top bar (80x42mm), side bars (66x45mm hinges side, 70x45mm lock side), middle bar (100x42mm) and bottom bar (120x42mm). 16x15mm clip bar should be used for required bars. 4mm thick Al/PVC double side composite board for top and bottom panels should be fixed. Rate should be included for 3 Nrs of 100x75mm Al hinges, Al natural anodized door handle (102x40mm) pair, Door lock (CL or eq.) and others to manufacturer standard.	Sq.m	29,000.00
ALN52	Supplying, fabricating & fixing Aluminium natural anodized partition paneled door as per Drg. No. SPES/RATE23/PD/01, Option 3. Frame size is 900x2070mm. Door frame around the door fixing with 18x11mm door stopper bar. Door sash consisting top bar (80x42mm), side bars (66x45mm hinges side, 70x45mm lock side), middle bar (100x42mm) and bottom bar (120x42mm). 16x15mm clip bar should be used for required bars. 5mm thick clear glass for top and bottom panels should be fixed. Rate should be included for 3 Nrs of 100x75mm Al hinges, Al natural anodized door handle (102x40mm) pair, Door lock (CL or eq.) and others to manufacturer standard.	Sq.m	28,800.00
ALN53	Supplying, fabricating & fixing Aluminium natural anodized fix glass with frame as per Drg. No. SPES/RATE23/FG/01. Frame size is 900x1200mm. Fixglass frame consisting top, bottom and side bars (41x31mm), vertical middle bar (46x41). 5mm thick clear glass should be fixed to frame with clip bar (34x18mm). Rate should be included for others to manufacturer standard.	Sq.m	19,700.00
ALN54	Supplying, fabricating & fixing Aluminium natural anodized fix louvers with frame as per Drg. No. SPES/RATE23/L/01. Frame size is 900x1200mm. Louver frame consisting top, bottom and side bars (41x31mm), vertical middle bar (46x41). Louver blades (52x34mm) should be fixed to louver frame bars (20x37mm), and louver panel fixed to frame. Rate should be included for others to manufacturer standard.	Sq.m	41,100.00

Code	Description	Unit	Rate(LKR)
ALN55	Supplying, fabricating & fixing Aluminium natural anodized fix louvers for door top as per Drg. No. SPES/RATE23/L/02. Frame size is 900x600mm. Louver frame consisting top bar (76x32mm), side bars (76x32mm with 18x11mm door stopper bar at louver height), horizontal middle bar should be clipped with 70x4mm clip bar, and vertical middle bar/s (46x41mm). Louver blades (52x34mm) should be fixed to louver frame bars (20x37mm), and louver panel fixed to frame. Rate should be included for others to manufacturer standard.	Sq.m	50,600.00
ALN56	Supplying, fabricating and fixing Aluminium natural anodized casement Fanlight as per Drg. No. SPES/RATE23/FL/01. Frame size is 600x600mm. Frame consisting top, bottom and side bars (41x31mm), and fixing. Fanlight sash consisting top, bottom and side bars (40x35mm) should be fixed, and 5mm thick clear glass. Rate should be included for 2 Nrs of 14" SS 304 bar hinges, 1 Nrs of heavy quality Al fastener and others to manufacturer standard.	Sq.m	49,200.00
ALN57	Supplying, fabricating & fixing Aluminium natural anodized casement Fanlight as per Drg. No. SPES/RATE23/FL/L/01. Frame size is 600x1050mm. Frame consisting top, bottom, side bars (41x31mm) and horizontal middle bar (46x41mm). Louver blades (52x34mm) should be fixed to louver frame bars (20x37mm), and louver panel fixed to frame. Fanlight sash consisting top, bottom and side bars (40x35mm) should be fixed, and 5mm thick clear glass. Rate should be included for 2 Nrs of 14" SS 304 bar hinges, 1 Nrs of heavy quality Al fastener and others to manufacturer standard.	Sq.m	46,400.00

Rates for Construction & Repair Works
2026 Rates, Galle / Matara / Hambantota
Bronze Anodized Aluminium Works

Code	Description	Unit	Rate(LKR)
ALB01	Supplying, fabricating & fixing Aluminium bronze anodized paneled door as per Drg. No. SPES/RATE23/D/01, Option 1. Frame size is 900x2100mm. Door frame consisting top and side bars (76x32mm) with 18x11mm door stopper bar. Door sash consisting top bar (80x42mm), side bars (66x45mm hinges side, 70x45mm lock side), middle bar (100x42mm) and bottom bar (120x42mm). 16x15mm clip bar should be used for required bars. 4mm thick Al/PVC double side composite board for bottom panel and 5mm thick clear glass for top panel should be fixed. Rate should be included for 3 Nrs of 100x75mm Al hinges, Al bronze anodized door handle (102x40mm) pair, Door lock (CL or eq.) and others to manufacturer standard.	Sq.m	36,000.00
ALB02	Supplying, fabricating & fixing Aluminium bronze anodized paneled door as per Drg. No. SPES/RATE23/D/01, Option 2. Frame size is 900x2100mm. Door frame consisting top and side bars (76x32mm) with 18x11mm door stopper bar. Door sash consisting top bar (80x42mm), side bars (66x45mm hinges side, 70x45mm lock side), middle bar (100x42mm) and bottom bar (120x42mm). 16x15mm clip bar should be used for required bars. 5mm thick clear glass for top and bottom panels should be fixed. Rate should be included for 3 Nrs of 100x75mm Al hinges, Al bronze anodized door handle (102x40mm) pair, Door lock (CL or eq.) and others to manufacturer standard.	Sq.m	35,900.00
ALB03	Supplying, fabricating & fixing Aluminium bronze anodized paneled door as per Drg. No. SPES/RATE23/D/02, Option 1. Frame size is 1050x2100mm. Door frame consisting top and side bars (76x32mm) with 18x11mm door stopper bar. Door sash consisting top bar (80x42mm), side bars (66x45mm hinges side, 70x45mm lock side), middle bar (100x42mm) and bottom bar (120x42mm). 16x15mm clip bar should be used for required bars. 4mm thick Al/PVC double side composite board for bottom panel and 5mm thick clear glass for top panel should be fixed. Rate should be included for 4 Nrs of 100x75mm Al hinges, Al bronze anodized door handle (102x40mm) pair, Door lock (CL or eq.) and others to manufacturer standard.	Sq.m	33,000.00

Code	Description	Unit	Rate(LKR)
ALB04	Supplying, fabricating & fixing Aluminium bronze anodized paneled door as per Drg. No. SPES/RATE23/D/02, Option 2. Frame size is 1050x2100mm. Door frame consisting top and side bars (76x32mm) with 18x11mm door stopper bar. Door sash consisting top bar (80x42mm), side bars (66x45mm hinges side, 70x45mm lock side), middle bar (100x42mm) and bottom bar (120x42mm). 16x15mm clip bar should be used for required bars. 5mm thick clear glass for top and bottom panels should be fixed. Rate should be included for 4 Nrs of 100x75mm Al hinges, Al bronze anodized door handle (102x40mm) pair, Door lock (CL or eq.) and others to manufacturer standard.	Sq.m	32,900.00
ALB05	Supplying, fabricating & fixing Aluminium bronze anodized paneled door as per Drg. No. SPES/RATE23/D/L/01, Option 1. Frame size is 900x2550mm including 450mm high louvers. Door frame consisting top bar (76x32mm), side bars (76x32mm, use 18x11mm door stopper bar at louver height) horizontal middle bar (76x32mm with 70x4mm clip bar) and vertical middle bar (46x41mm) with 18x11mm door stopper bar around door frame. Louver blades (52x34mm) should be fixed to louver frame bars (20x37mm), and louver panel fixed to frame. Door sash consisting top bar (80x42mm), side bars (66x45mm hinges side, 70x45mm lock side), middle bar (100x42mm) and bottom bar (120x42mm). 16x15mm clip bar should be used for required bars. 4mm thick Al/PVC double side composite board for bottom panel and 5mm thick clear glass for top panel should be fixed. Rate should be included for 3 Nrs of 100x75mm Al hinges, Al bronze anodized door handle (102x40mm) pair, Door lock (CL or eq.) and others to manufacturer standard.	Sq.m	38,800.00

Code	Description	Unit	Rate(LKR)
ALB06	Supplying, fabricating & fixing Aluminium bronze anodized paneled door as per Drg. No. SPES/RATE23/D/L/01, Option 2. Frame size is 900x2550mm including 450mm high louvers. Door frame consisting top bar (76x32mm), side bars (76x32mm, use 18x11mm door stopper bar at louver height) horizontal middle bar (76x32mm with 70x4mm clip bar) and vertical middle bar (46x41mm) with 18x11mm door stopper bar around door frame. Louver blades (52x34mm) should be fixed to louver frame bars (20x37mm), and louver panel fixed to frame. Door sash consisting top bar (80x42mm), side bars (66x45mm hinges side, 70x45mm lock side), middle bar (100x42mm) and bottom bar (120x42mm). 16x15mm clip bar should be used for required bars. 5mm thick clear glass for top and bottom panel should be fixed. Rate should be included for 3 Nrs of 100x75mm Al hinges, Al bronze anodized door handle (102x40mm) pair, Door lock (CL or eq.) and others to manufacturer standard.	Sq.m	38,800.00
ALB07	Supplying, fabricating & fixing Aluminium bronze anodized paneled door as per Drg. No. SPES/RATE23/D/F/01, Option 1. Frame size is 900x2550mm including 450mm high fix glass. Door frame consisting top bar (76x32mm), side bars (76x32mm) horizontal middle bar (75x32mm with 70x11mm clip bar and 31x19mm clip bar) and vertical middle bar (76x32mm with 70x11mm clip bar) with 18x11mm door stopper bar around door frame. Frame top panels should be fixed with 5mm thick clear glass. Door sash consisting top bar (80x42mm), side bars (66x45mm hinges side, 70x45mm lock side), middle bar (100x42mm) and bottom bar (120x42mm). 16x15mm clip bar should be used for required bars. 4mm thick Al/PVC double side composite board for bottom panel and 5mm thick clear glass for top panel should be fixed. Rate should be included for 3 Nrs of 100x75mm Al hinges, Al bronze anodized door handle (102x40mm) pair, Door lock (CL or eq.) and others to manufacturer standard.	Sq.m	34,900.00

Code	Description	Unit	Rate(LKR)
ALB08	Supplying, fabricating & fixing Aluminium bronze anodized paneled door as per Drg. No. SPES/RATE23/D/F/01, Option 2. Frame size is 900x2550mm including 450mm high fix glass. Door frame consisting top bar (76x32mm), side bars (76x32mm) horizontal middle bar (75x32mm with 70x11mm clip bar and 31x19mm clip bar) and vertical middle bar (76x32mm with 70x11mm clip bar) with 18x11mm door stopper bar around door frame. Frame top panels should be fixed with 5mm thick clear glass. Door sash consisting top bar (80x42mm), side bars (66x45mm hinges side, 70x45mm lock side), middle bar (100x42mm) and bottom bar (120x42mm). 16x15mm clip bar should be used for required bars. 5mm thick clear glass for top and bottom panels should be fixed. Rate should be included for 3 Nrs of 100x75mm Al hinges, Al bronze anodized door handle (102x40mm) pair, Door lock (CL or eq.) and others to manufacturer standard.	Sq.m	34,800.00
ALB09	Supplying, fabricating & fixing Aluminium bronze anodized paneled door as per Drg. No. SPES/RATE23/D/L/02, Option 1. Frame size is 1050x2550mm including 450mm high louvers. Door frame consisting top bar (76x32mm), side bars (76x32mm, use 18x11mm door stopper bar at louver height) horizontal middle bar (76x32mm with 70x4mm clip bar) and vertical middle bar (46x41mm) with 18x11mm door stopper bar around door frame. Louver blades (52x34mm) should be fixed to louver frame bars (20x37mm), and louver panel fixed to frame. Door sash consisting top bar (80x42mm), side bars (66x45mm hinges side, 70x45mm lock side), middle bar (100x42mm) and bottom bar (120x42mm). 16x15mm clip bar should be used for required bars. 4mm thick Al/PVC double side composite board for bottom panel and 5mm thick clear glass for top panel should be fixed. Rate should be included for 4 Nrs of 100x75mm Al hinges, Al bronze anodized door handle (102x40mm) pair, Door lock (CL or eq.) and others to manufacturer standard.	Sq.m	35,700.00

Code	Description	Unit	Rate(LKR)
ALB10	Supplying, fabricating & fixing Aluminium bronze anodized paneled door as per Drg. No. SPES/RATE23/D/L/02, Option 2. Frame size is 1050x2550mm including 450mm high louvers. Door frame consisting top bar (76x32mm), side bars (76x32mm, use 18x11mm door stopper bar at louver height) horizontal middle bar (76x32mm with 70x4mm clip bar) and vertical middle bar (46x41mm) with 18x11mm door stopper bar around door frame. Louver blades (52x34mm) should be fixed to louver frame bars (20x37mm), and louver panel fixed to frame. Door sash consisting top bar (80x42mm), side bars (66x45mm hinges side, 70x45mm lock side), middle bar (100x42mm) and bottom bar (120x42mm). 16x15mm clip bar should be used for required bars. 5mm thick clear glass for top and bottom panel should be fixed. Rate should be included for 4 Nrs of 100x75mm Al hinges, Al bronze anodized door handle (102x40mm) pair, Door lock (CL or eq.) and others to manufacturer standard.	Sq.m	35,600.00
ALB11	Supplying, fabricating & fixing Aluminium bronze anodized paneled door as per Drg. No. SPES/RATE23/D/F/02, Option 1. Frame size is 1050x2550mm including 450mm high fix glass. Door frame consisting top bar (76x32mm), side bars (76x32mm) horizontal middle bar (75x32mm with 70x11mm clip bar and 31x19mm clip bar) and vertical middle bar (76x32mm with 70x11mm clip bar) with 18x11mm door stopper bar around door frame. Frame top panels should be fixed with 5mm thick clear glass. Door sash consisting top bar (80x42mm), side bars (66x45mm hinges side, 70x45mm lock side), middle bar (100x42mm) and bottom bar (120x42mm). 16x15mm clip bar should be used for required bars. 4mm thick Al/PVC double side composite board for bottom panel and 5mm thick clear glass for top panel should be fixed. Rate should be included for 4 Nrs of 100x75mm Al hinges, Al bronze anodized door handle (102x40mm) pair, Door lock (CL or eq.) and others to manufacturer standard.	Sq.m	31,800.00

Code	Description	Unit	Rate(LKR)
ALB12	Supplying, fabricating & fixing Aluminium bronze anodized paneled door as per Drg. No. SPES/RATE23/D/F/02, Option 2. Frame size is 1050x2550mm including 450mm high fix glass. Door frame consisting top bar (76x32mm), side bars (76x32mm) horizontal middle bar (75x32mm with 70x11mm clip bar and 31x19mm clip bar) and vertical middle bar (76x32mm with 70x11mm clip bar) with 18x11mm door stopper bar around door frame. Frame top panels should be fixed with 5mm thick clear glass. Door sash consisting top bar (80x42mm), side bars (66x45mm hinges side, 70x45mm lock side), middle bar (100x42mm) and bottom bar (120x42mm). 16x15mm clip bar should be used for required bars. 5mm thick clear glass for top and bottom panels should be fixed. Rate should be included for 4 Nrs of 100x75mm Al hinges, Al bronze anodized door handle (102x40mm) pair, Door lock (CL or eq.) and others to manufacturer standard.	Sq.m	31,800.00
ALB13	Supplying, fabricating & fixing Aluminium bronze anodized paneled door as per Drg. No. SPES/RATE23/DD/01, Option 1. Frame size is 1500x2100mm. Door frame consisting top and side bars (76x32mm) with 18x11mm door stopper bar. Door sash consisting top bar (80x42mm), side bars (66x45mm hinges side, 70x45mm lock side), middle bar (100x42mm) and bottom bar (120x42mm). 16x15mm clip bar should be used for required bars. 4mm thick Al/PVC double side composite board for bottom panel and 5mm thick clear glass for top panel should be fixed. Rate should be included for 6 Nrs of 100x75mm Al hinges, 2 Nrs of Al bronze anodized door handle (102x40mm) pair, Door lock (CL or eq.) and others to manufacturer standard.	Sq.m	35,400.00
ALB14	Supplying, fabricating & fixing Aluminium bronze anodized paneled door as per Drg. No. SPES/RATE23/DD/01, Option 2. Frame size is 1500x2100mm. Door frame consisting top and side bars (76x32mm) with 18x11mm door stopper bar. Door sash consisting top bar (80x42mm), side bars (66x45mm hinges side, 70x45mm lock side), middle bar (100x42mm) and bottom bar (120x42mm). 16x15mm clip bar should be used for required bars. 5mm thick clear glass for top and bottom panel should be fixed. Rate should be included for 6 Nrs of 100x75mm Al hinges, 2 Nrs of Al bronze anodized door handle (102x40mm) pair, Door lock (CL or eq.) and others to manufacturer standard.	Sq.m	35,400.00

Code	Description	Unit	Rate(LKR)
ALB15	Supplying, fabricating & fixing Aluminium bronze anodized paneled swing door as per Drg. No. SPES/RATE23/D/S/01, Option 1. Frame size is 1050x2100mm. Door frame consisting top and side bars (100x45x1.2mm box bar). Door sash consisting top bar (80x42mm), side bars (70x45mm), middle bar (100x42mm) and bottom bar (120x42mm). 16x15mm clip bar should be used for required bars. 4mm thick Al/PVC double side composite board for bottom panel and 5mm thick clear glass for top panel should be fixed. Rate should be included for 1 Nrs of Floor hinges (VVP or eq., one year warranty) with arm and pivot, 2 Nrs of SS bend door handle, Door lock (CL or eq.), and others to manufacturer standard.	Sq.m	44,300.00
ALB16	Supplying, fabricating & fixing Aluminium bronze anodized paneled swing door as per Drg. No. SPES/RATE23/D/S/01, Option 2. Frame size is 1050x2100mm. Door frame consisting top and side bars (100x45x1.2mm box bar). Door sash consisting top bar (80x42mm), side bars (70x45mm), middle bar (100x42mm) and bottom bar (120x42mm). 16x15mm clip bar should be used for required bars. 5mm thick clear glass for top and bottom panel should be fixed. Rate should be included for 1 Nrs of Floor hinges (VVP or eq., one year warranty) with arm and pivot, 2 Nrs of SS bend door handle, Door lock (CL or eq.), and others to manufacturer standard.	Sq.m	44,200.00
ALB17	Supplying, fabricating & fixing Aluminium bronze anodized paneled swing door as per Drg. No. SPES/RATE23/DD/S/01, Option 1. Frame size is 1800x2100mm. Door frame consisting top and side bars (100x45x1.2mm box bar). Door sash consisting top bar (80x42mm), side bars (70x45mm), middle bar (100x42mm) and bottom bar (120x42mm). 16x15mm clip bar should be used for required bars. 4mm thick Al/PVC double side composite board for bottom panel and 5mm thick clear glass for top panel should be fixed. Rate should be included for 2 Nrs of Floor hinges (VVP or eq., one year warranty) with arm and pivot, 4 Nrs of SS bend door handle, Door lock (CL or eq.), and others to manufacturer standard.	Sq.m	44,200.00

Code	Description	Unit	Rate(LKR)
ALB18	Supplying, fabricating & fixing Aluminium bronze anodized paneled swing door as per Drg. No. SPES/RATE23/DD/S/01, Option 2. Frame size is 1800x2100mm. Door frame consisting top and side bars (100x45x1.2mm box bar). Door sash consisting top bar (80x42mm), side bars (70x45mm), middle bar (100x42mm) and bottom bar (120x42mm). 16x15mm clip bar should be used for required bars. 5mm thick clear glass for top and bottom panel should be fixed. Rate should be included for 2 Nrs of Floor hinges (VVP or eq., one year warranty) with arm and pivot, 4 Nrs of SS bend door handle, Door lock (CL or eq.), and others to manufacturer standard.	Sq.m	44,200.00
ALB19	Supplying, fabricating & fixing Aluminium bronze anodized paneled sliding door as per Drg. No. SPES/RATE23/SD/01, Option 1. Frame size is 900x2100mm. Door frame consisting top rail (40x33mm), bottom rail (40x20mm) and side bars (40x24mm). Door sash consisting top bar (22x32mm), side bars (50x26mm), middle bar (22x30mm) and bottom bar (22x56mm). 4mm thick Al/PVC double side composite board for bottom panel and 5mm thick clear glass for top panel should be fixed. Rate should be included for 2 Nrs of Aluminium plate door handles, Door lock (CL or eq.), and others to manufacturer standard. (Frame height and door sash width should be measured for payments)	Sq.m	23,100.00
ALB20	Supplying, fabricating & fixing Aluminium bronze anodized paneled sliding door as per Drg. No. SPES/RATE23/SD/01, Option 2. Frame size is 900x2100mm. Door frame consisting top rail (40x33mm), bottom rail (40x20mm) and side bars (40x24mm). Door sash consisting top bar (22x32mm), side bars (50x26mm), middle bar (22x30mm) and bottom bar (22x56mm). 5mm thick clear glass for top and bottom panels should be fixed. Rate should be included for 2 Nrs of Aluminium plate door handles, Door lock (CL or eq.), and others to manufacturer standard. (Frame height and door sash width should be measured for payments)	Sq.m	23,100.00
ALB21	Supplying, fabricating & fixing Aluminium bronze anodized paneled door as per Drg. No. SPES/RATE23/D/03. Frame size is 750x2100mm. Door frame consisting top and side bars (76x23mm). Door sash consisting top and bottom bar (80x42mm), side bars (66x45mm hinges side, 70x45mm lock side) and middle bar (100x42mm). 16x15mm clip bar should be used for required bars. 3mm thick Al/PVC double side composite board for top and bottom panels should be fixed. Rate should be included for 3 Nrs of 100x75mm Aluminium hinges, 2 Nrs of Aluminium plate door handles, 2 Nrs of 3" Al Barrel Bolt, Door lock (CL or eq.), and others to manufacturer standard.	Sq.m	35,700.00

Code	Description	Unit	Rate(LKR)
ALB22	Supplying, fabricating & fixing Aluminium bronze anodized fully composite board (Al/PVC Composite board) door as per Drg. No. SPES/RATE23/D/04. Frame size is 750x1950mm. Door frame consisting top and side bars (50x25x0.9mm box bars) with 18x11mm door stopper bar. Door sash consisting top, sides, bottom and 2 Nrs of middle bars (50x25x0.9mm box bars). 3mm thick Al/PVC double side composite board for full door should be fixed. Rate should be included for 3 Nrs of 100x75mm Aluminium hinges, 2 Nrs of Aluminium plate door handles, 2 Nrs of 2" Al Barrel Bolt, Door lock (CL or eq.), and others to manufacturer standard.	Sq.m	21,800.00
ALB23	Supplying, fabricating & fixing Aluminium bronze anodized casement window as per Drg. No. SPES/RATE23/CW/01. Frame size is 1200mm. Window frame consisting top, bottom and side bars (41x31mm). Window sash consisting top, bottom and side bars (40x35mm) should be fixed, and 5mm thick clear glass. Rate should be included for 2 Nrs of 14" SS 304 bar hinges, 1 Nrs of heavy quality Al fastener and others to manufacturer standard.	Sq.m	36,100.00
ALB24	Supplying, fabricating & fixing Aluminium bronze anodized casement window as per Drg. No. SPES/RATE23/CW/02. Frame size is 1200x1200mm. Window frame consisting top, bottom and side bars (41x31mm), middle bars (46x41mm). Window sash consisting top, bottom and side bars (40x35mm) should be fixed, and 5mm thick clear glass. Rate should be included for 4 Nrs of 14" SS 304 bar hinges, 2 Nrs of heavy quality Al fastener and others to manufacturer standard.	Sq.m	34,500.00
ALB25	Supplying, fabricating & fixing Aluminium bronze anodized casement window as per Drg. No. SPES/RATE23/CW/03. Frame size is 1800x1200mm. Window frame consisting top, bottom and side bars (41x31mm), middle bars (46x41mm). Window sash consisting top, bottom and side bars (40x35mm) should be fixed, and 5mm thick clear glass. Rate should be included for 6 Nrs of 14" SS 304 bar hinges, 3 Nrs of heavy quality Al fastener and others to manufacturer standard.	Sq.m	33,900.00
ALB26	Supplying, fabricating & fixing Aluminium bronze anodized casement window as per Drg. No. SPES/RATE23/CW/04. Frame size is 2400x1200mm. Window frame consisting top, bottom and side bars (41x31mm), middle bars (46x41mm). Window sash consisting top, bottom and side bars (40x35mm) should be fixed, and 5mm thick clear glass. Rate should be included for 8 Nrs of 14" SS 304 bar hinges, 4 Nrs of heavy quality Al fastener and others to manufacturer standard.	Sq.m	33,700.00

Code	Description	Unit	Rate(LKR)
ALB27	Supplying, fabricating & fixing Aluminium bronze anodized casement window as per Drg. No. SPES/RATE23/CW/05. Frame size is 3000x1200mm. Window frame consisting top, bottom and side bars (41x31mm), middle bars (46x41mm). Window sash consisting top, bottom and side bars (40x35mm) should be fixed, and 5mm thick clear glass. Rate should be included for 10 Nrs of 14" SS 304 bar hinges, 5 Nrs of heavy quality Al fastener and others to manufacturer standard.	Sq.m	33,500.00
ALB28	Supplying, fabricating & fixing Aluminium bronze anodized casement window as per Drg. No. SPES/RATE23/CW/L/01. Frame size is 600x1650mm including 450mm high fix glasses. Window frame consisting top, bottom and side bars (41x31mm), horizontal middle bar (46x41mm). Frame top panel should be fixed with 5mm thick clear glass using 34x18mm clip bar. Window sash consisting top, bottom and side bars (40x35mm) should be fixed, and 5mm thick clear glass. Rate should be included for 2 Nrs of 14" SS 304 bar hinges, 1 Nrs of heavy quality Al fastener and others to manufacturer standard.	Sq.m	32,600.00
ALB29	Supplying, fabricating & fixing Aluminium bronze anodized casement window as per Drg. No. SPES/RATE23/CW/L/02. Frame size is 1200x1650mm including 450mm high fix glasses. Window frame consisting top, bottom and side bars (41x31mm), vertical and horizontal middle bars (46x41mm). Frame top panels should be fixed with 5mm thick clear glass using 34x18mm clip bar. Window sash consisting top, bottom and side bars (40x35mm) should be fixed, and 5mm thick clear glass. Rate should be included for 4 Nrs of 14" SS 304 bar hinges, 2 Nrs of heavy quality Al fastener and others to manufacturer standard.	Sq.m	31,400.00
ALB30	Supplying, fabricating & fixing Aluminium bronze anodized casement window as per Drg. No. SPES/RATE23/CW/L/03. Frame size is 1200x1650mm including 450mm high fix glasses. Window frame consisting top, bottom and side bars (41x31mm), vertical and horizontal middle bars (46x41mm). Frame top panels should be fixed with 5mm thick clear glass using 34x18mm clip bar. Window sash consisting top, bottom and side bars (40x35mm) should be fixed, and 5mm thick clear glass. Rate should be included for 6 Nrs of 14" SS 304 bar hinges, 3 Nrs of heavy quality Al fastener and others to manufacturer standard.	Sq.m	31,100.00

Code	Description	Unit	Rate(LKR)
ALB31	Supplying, fabricating & fixing Aluminium bronze anodized casement window as per Drg. No. SPES/RATE23/CW/L/04. Frame size is 2400x1650mm including 450mm high fix glasses. Window frame consisting top, bottom and side bars (41x31mm), vertical and horizontal middle bars (46x41mm). Frame top panels should be fixed with 5mm thick clear glass using 34x18mm clip bar. Window sash consisting top, bottom and side bars (40x35mm) should be fixed, and 5mm thick clear glass. Rate should be included for 8 Nrs of 14" SS 304 bar hinges, 4 Nrs of heavy quality Al fastener and others to manufacturer standard.	Sq.m	30,900.00
ALB32	Supplying, fabricating & fixing Aluminium bronze anodized casement window as per Drg. No. SPES/RATE23/CW/L/05. Frame size is 3000x1650mm including 450mm high fix glasses. Window frame consisting top, bottom and side bars (41x31mm), vertical and horizontal middle bars (46x41mm). Frame top panels should be fixed with 5mm thick clear glass using 34x18mm clip bar. Window sash consisting top, bottom and side bars (40x35mm) should be fixed, and 5mm thick clear glass. Rate should be included for 10 Nrs of 14" SS 304 bar hinges, 5 Nrs of heavy quality Al fastener and others to manufacturer standard.	Sq.m	30,700.00
ALB33	Supplying, fabricating & fixing Aluminium bronze anodized casement window as per Drg. No. SPES/RATE23/CW/F/01. Frame size is 600x1650mm including 450mm high louver. Window frame consisting top, bottom and side bars (41x31mm), vertical and horizontal middle bars (46x41mm). Frame top panel should be fixed with 52x34mm louver blades with 20x37mm louver frame bars. Window sash consisting top, bottom and side bars (40x35mm) should be fixed, and 5mm thick clear glass. Rate should be included for 2 Nrs of 14" SS 304 bar hinges, 1 Nrs of heavy quality Al fastener and others to manufacturer standard.	Sq.m	37,900.00
ALB34	Supplying, fabricating & fixing Aluminium bronze anodized casement window as per Drg. No. SPES/RATE23/CW/F/02. Frame size is 1200x1650mm including 450mm high louvers. Window frame consisting top, bottom and side bars (41x31mm), vertical and horizontal middle bars (46x41mm). Frame top panels should be fixed with 52x34mm louver blades with 20x37mm louver frame bars. Window sash consisting top, bottom and side bars (40x35mm) should be fixed, and 5mm thick clear glass. Rate should be included for 4 Nrs of 14" SS 304 bar hinges, 2 Nrs of heavy quality Al fastener and others to manufacturer standard.	Sq.m	36,800.00

Code	Description	Unit	Rate(LKR)
ALB35	Supplying, fabricating & fixing Aluminium bronze anodized casement window as per Drg. No. SPES/RATE23/CW/F/03. Frame size is 1800x1650mm including 450mm high louvers. Window frame consisting top, bottom and side bars (41x31mm), vertical and horizontal middle bars (46x41mm). Frame top panels should be fixed with 52x34mm louver blades with 20x37mm louver frame bars. Window sash consisting top, bottom and side bars (40x35mm) should be fixed, and 5mm thick clear glass. Rate should be included for 6 Nrs of 14" SS 304 bar hinges, 3 Nrs of heavy quality Al fastener and others to manufacturer standard.	Sq.m	36,400.00
ALB36	Supplying, fabricating & fixing Aluminium bronze anodized casement window as per Drg. No. SPES/RATE23/CW/F/04. Frame size is 2400x1650mm including 450mm high louvers. Window frame consisting top, bottom and side bars (41x31mm), vertical and horizontal middle bars (46x41mm). Frame top panels should be fixed with 52x34mm louver blades with 20x37mm louver frame bars. Window sash consisting top, bottom and side bars (40x35mm) should be fixed, and 5mm thick clear glass. Rate should be included for 8 Nrs of 14" SS 304 bar hinges, 4 Nrs of heavy quality Al fastener and others to manufacturer standard.	Sq.m	36,200.00
ALB37	Supplying, fabricating & fixing Aluminium bronze anodized casement window as per Drg. No. SPES/RATE23/CW/F/05. Frame size is 3000x1650mm including 450mm high louvers. Window frame consisting top, bottom and side bars (41x31mm), vertical and horizontal middle bars (46x41mm). Frame top panels should be fixed with 52x34mm louver blades with 20x37mm louver frame bars. Window sash consisting top, bottom and side bars (40x35mm) should be fixed, and 5mm thick clear glass. Rate should be included for 10 Nrs of 14" SS 304 bar hinges, 5 Nrs of heavy quality Al fastener and others to manufacturer standard.	Sq.m	36,100.00
ALB38	Supplying, fabricating & fixing Aluminium bronze anodized sliding window as per Drg. No. SPES/RATE23/SW/01. Frame size is 1200x1200mm. Window frame consisting top bars (70x32mm), bottom bar (70x30mm) and side bars (73x25mm). Window sash consisting top bar (28x32mm), bottom bar (22x56mm) and side bars (30x26mm one side, 30x32mm lock side) should be fixed, and 5mm thick clear glass. Rate should be included for 1 Nr of heavy quality Crescent lock and others to manufacturer standard.	Sq.m	27,300.00

Code	Description	Unit	Rate(LKR)
ALB39	Supplying, fabricating & fixing Aluminium bronze anodized sliding window as per Drg. No. SPES/RATE23/SW/02. Frame size is 2400x1200mm. Window frame consisting top bars (70x32mm), bottom bar (70x30mm) and side bars (73x25mm). Window sash consisting top bar (28x32mm), bottom bar (22x56mm) and side bars (30x26mm one side, 30x32mm lock side) should be fixed, and 5mm thick clear glass. 30x16mm bar should be fixed to one middle sash. Rate should be included for 2 Nr of heavy quality Crescent lock and others to manufacturer standard.	Sq.m	25,400.00
ALB40	Supplying, fabricating & fixing Aluminium bronze anodized sliding window as per Drg. No. SPES/RATE23/SW/L/01. Frame size is 1200x1650mm including 450mm high louvers. Window frame consisting top bars (70x30mm), bottom bar (70x30mm) and side bars (73x25mm), horizontal middle bar (70x32mm) with 70x18mm clip bar, vertical side clip bars (73x18mm) for louver height, vertical middle bar (46x41mm) for louver height. Louver blades (52x34mm) should be fixed to louver frame bars (20x37mm), and louver panel fixed to frame. Window sash consisting top bar (28x32mm), bottom bar (22x56mm) and side bars (30x26mm one side, 30x32mm lock side) should be fixed and 5mm thick clear glass. Rate should be included for 1 Nr of heavy quality Crescent lock and others to manufacturer standard.	Sq.m	33,500.00
ALB41	Supplying, fabricating & fixing Aluminium bronze anodized sliding window as per Drg. No. SPES/RATE23/SW/L/02. Frame size is 2400x1650mm including 450mm high louvers. Window frame consisting top bars (70x30mm), bottom bar (70x30mm) and side bars (73x25mm), horizontal middle bar (70x32mm) with 70x18mm clip bar, vertical side clip bars (73x18mm) for louver height, vertical middle bar (46x41mm) for louver height. Louver blades (52x34mm) should be fixed to louver frame bars (20x37mm), and louver panel fixed to frame. Window sash consisting top bar (28x32mm), bottom bar (22x56mm) and side bars (30x26mm one side, 30x32mm lock side) should be fixed, and 5mm thick clear glass. 30x16mm bar should be fixed to one middle sash. Rate should be included for 2 Nr of heavy quality Crescent lock and others to manufacturer standard.	Sq.m	31,700.00

Code	Description	Unit	Rate(LKR)
ALB42	Supplying, fabricating & fixing Aluminium bronze anodized sliding window as per Drg. No. SPES/RATE23/SW/F/01. Frame size is 1200x1650mm including 450mm high fix glasses. Window frame consisting top bars (70x30mm), bottom bar (70x30mm) and side bars (73x25mm), horizontal middle bar (70x32mm) with 70x18mm clip bar, vertical side clip bars (73x18mm) for fix glass height, vertical middle bar (46x41mm) for fix glass height. 5mm thick clear glass should be fixed to frame with 34x18mm clip bars. Window sash consisting top bar (28x32mm), bottom bar (22x56mm) and side bars (30x26mm one side, 30x32mm lock side) should be fixed, and 5mm thick clear glass. Rate should be included for 1 Nr of heavy quality Crescent lock and others to manufacturer standard.	Sq.m	28,300.00
ALB43	Supplying, fabricating & fixing Aluminium bronze anodized sliding window as per Drg. No. SPES/RATE23/SW/F/02. Frame size is 2400x1650mm including 450mm high fix glasses. Window frame consisting top bars (70x30mm), bottom bar (70x30mm) and side bars (73x25mm), horizontal middle bar (70x32mm) with 70x18mm clip bar, vertical side clip bars (73x18mm) for fix glass height, vertical middle bar (46x41mm) for fix glass height. 5mm thick clear glass should be fixed to frame with 34x18mm clip bars. Window sash consisting top bar (28x32mm), bottom bar (22x56mm) and side bars (30x26mm one side, 30x32mm lock side) should be fixed, and 5mm thick clear glass. 30x16mm bar should be fixed to one middle sash. Rate should be included for 2 Nr of heavy quality Crescent lock and others to manufacturer standard.	Sq.m	26,400.00
ALB44	Supplying, fabricating & fixing Aluminium bronze anodized partition as per Drg. No. SPES/RATE23/P/01, Option 1. (Door sashes pay separately) Frame height is 2100mm. Partition panels in horizontal way should be divided in equal widths (Maximum width is 1200mm c/c). Partition frame consisting top bar (76x32mm with 70x4mm clip bar), side bars (76x32mm), horizontal middle bar (75x32mm with 70x11mm clip bar and 31x19 clip bar), bottom bar (75x32mm with 31x19 clip bar) and vertical middle bars (76x32mm with 70x11mm clip bar). If required, Squire or Circular coner bars will be paid seperately (Material cost + 20%). 4mm thick Al/PVC double side composite board for bottom panels and 5mm thick clear glass for top panels should be fixed. Rate should be included for others to manufacturer standard.	Sq.m	18,200.00

Code	Description	Unit	Rate(LKR)
ALB45	Supplying, fabricating & fixing Aluminium bronze anodized partition as per Drg. No. SPES/RATE23/P/01, Option 2. (Door sashes pay separately) Frame height is 2100mm. Partition panels in horizontal way should be divided in equal widths (Maximum width is 1200mm c/c). Partition frame consisting top bar (76x32mm with 70x4mm clip bar), side bars (76x32mm), horizontal middle bar (75x32mm with 70x11mm clip bar and 31x19 clip bar), bottom bar (75x32mm with 31x19 clip bar) and vertical middle bars (76x32mm with 70x11mm clip bar). If required, Squire or Circular coner bars will be paid seperately (Material cost + 20%). 5mm thick clear glass for top and bottom panels should be fixed. Rate should be included for others to manufacturer standard.	Sq.m	18,200.00
ALB46	Supplying, fabricating & fixing Aluminium bronze anodized partition as per Drg. No. SPES/RATE23/P/01, Option 3. (Door sashes pay separately) Frame height is 2100mm. Partition panels in horizontal way should be divided in equal widths (Maximum width is 1200mm c/c). Partition frame consisting top bar (76x32mm with 70x4mm clip bar), side bars (76x32mm), horizontal middle bar (75x32mm with 70x11mm clip bar and 31x19 clip bar), bottom bar (75x32mm with 31x19 clip bar) and vertical middle bars (76x32mm with 70x11mm clip bar). If required, Squire or Circular coner bars will be paid seperately (Material cost + 20%). 4mm thick Al/PVC double side composite board for top and bottom panels should be fixed. Rate should be included for others to manufacturer standard.	Sq.m	18,300.00
ALB47	Supplying, fabricating & fixing Aluminium bronze anodized partition as per Drg. No. SPES/RATE23/FP/01, Option 1. (Door sashes pay separately) Frame height is up to ceiling or soffit. Partition panels in horizontal way should be divided in equal widths (Maximum width is 1200mm c/c). Partition frame consisting top bar (76x32mm), side bars (76x32mm), horizontal middle bars (75x32mm with 70x11mm clip bar and 31x19 clip bar), bottom bar (75x32mm with 31x19 clip bar) and vertical middle bars (76x32mm with 70x11mm clip bar). If required, Squire or Circular coner bars will be paid seperately (Material cost + 20%). 4mm thick Al/PVC double side composite board for top and bottom panels, and 5mm thick clear glass for middle panels should be fixed. Rate should be included for others to manufacturer standard.	Sq.m	17,200.00

Code	Description	Unit	Rate(LKR)
ALB48	Supplying, fabricating & fixing Aluminium bronze anodized partition as per Drg. No. SPES/RATE23/FP/01, Option 2. (Door sashes pay separately) Frame height is up to ceiling or soffit. Partition panels in horizontal way should be divided in equal widths (Maximum width is 1200mm c/c). Partition frame consisting top bar (76x32mm), side bars (76x32mm), horizontal middle bars (75x32mm with 70x11mm clip bar and 31x19 clip bar), bottom bar (75x32mm with 31x19 clip bar) and vertical middle bars (76x32mm with 70x11mm clip bar). If required, Squire or Circular coner bars will be paid seperately (Material cost + 20%). 4mm thick Al/PVC double side composite board for top, middle and bottom panels should be fixed. Rate should be included for others to manufacturer standard.	Sq.m	17,300.00
ALB49	Supplying, fabricating & fixing Aluminium bronze anodized partition as per Drg. No. SPES/RATE23/HP/01. Frame height is 1200mm. Partition panels in horizontal way should be divided in equal widths (Maximum width is 1200mm c/c). Partition frame consisting top bar (76x32mm with 70x4mm clip bar), side bars (76x32mm), bottom bar (75x32mm with 31x19 clip bar) and vertical middle bars (76x32mm with 70x11mm clip bar). If required, Squire or Circular coner bars will be paid seperately (Material cost + 20%). 4mm thick Al/PVC double side composite board for panels should be fixed. Rate should be included for others to manufacturer standard.	Sq.m	17,800.00
ALB50	Supplying, fabricating & fixing Aluminium bronze anodized partition paneled door as per Drg. No. SPES/RATE23/PD/01, Option 1. Frame size is 900x2070mm. Door frame around the door fixing with 18x11mm door stopper bar. Door sash consisting top bar (80x42mm), side bars (66x45mm hinges side, 70x45mm lock side), middle bar (100x42mm) and bottom bar (120x42mm). 16x15mm clip bar should be used for required bars. 4mm thick Al/PVC double side composite board for bottom panel and 5mm thick clear glass for top panel should be fixed. Rate should be included for 3 Nrs of 100x75mm Al hinges, Al bronze anodized door handle (102x40mm) pair, Door lock (CL or eq.) and others to manufacturer standard.	Sq.m	29,300.00

Code	Description	Unit	Rate(LKR)
ALB51	Supplying, fabricating & fixing Aluminium bronze anodized partition paneled door as per Drg. No. SPES/RATE23/PD/01, Option 2. Frame size is 900x2070mm. Door frame around the door fixing with 18x11mm door stopper bar. Door sash consisting top bar (80x42mm), side bars (66x45mm hinges side, 70x45mm lock side), middle bar (100x42mm) and bottom bar (120x42mm). 16x15mm clip bar should be used for required bars. 4mm thick Al/PVC double side composite board for top and bottom panels should be fixed. Rate should be included for 3 Nrs of 100x75mm Al hinges, Al bronze anodized door handle (102x40mm) pair, Door lock (CL or eq.) and others to manufacturer standard.	Sq.m	29,400.00
ALB52	Supplying, fabricating & fixing Aluminium bronze anodized partition paneled door as per Drg. No. SPES/RATE23/PD/01, Option 3. Frame size is 900x2070mm. Door frame around the door fixing with 18x11mm door stopper bar. Door sash consisting top bar (80x42mm), side bars (66x45mm hinges side, 70x45mm lock side), middle bar (100x42mm) and bottom bar (120x42mm). 16x15mm clip bar should be used for required bars. 5mm thick clear glass for top and bottom panels should be fixed. Rate should be included for 3 Nrs of 100x75mm Al hinges, Al bronze anodized door handle (102x40mm) pair, Door lock (CL or eq.) and others to manufacturer standard.	Sq.m	29,300.00
ALB53	Supplying, fabricating & fixing Aluminium bronze anodized fix glass with frame as per Drg. No. SPES/RATE23/FG/01. Frame size is 900x1200mm. Fixglass frame consisting top, bottom and side bars (41x31mm), vertical middle bar (46x41). 5mm thick clear glass should be fixed to frame with clip bar (34x18mm). Rate should be included for others to manufacturer standard.	Sq.m	20,000.00
ALB54	Supplying, fabricating & fixing Aluminium bronze anodized fix louvers with frame as per Drg. No. SPES/RATE23/L/01. Frame size is 900x1200mm. Louver frame consisting top, bottom and side bars (41x31mm), vertical middle bar (46x41). Louver blades (52x34mm) should be fixed to louver frame bars (20x37mm), and louver panel fixed to frame. Rate should be included for others to manufacturer standard.	Sq.m	42,500.00

Code	Description	Unit	Rate(LKR)
ALB55	Supplying, fabricating & fixing Aluminium bronze anodized fix louvers for door top as per Drg. No. SPES/RATE23/L/02. Frame size is 900x600mm. Louver frame consisting top bar (76x32mm), side bars (76x32mm with 18x11mm door stopper bar at louver height), horizontal middle bar should be clipped with 70x4mm clip bar, and vertical middle bar/s (46x41mm). Louver blades (52x34mm) should be fixed to louver frame bars (20x37mm), and louver panel fixed to frame. Rate should be included for others to manufacturer standard.	Sq.m	53,300.00
ALB56	Supplying, fabricating and fixing Aluminium bronze anodized casement Fanlight as per Drg. No. SPES/RATE23/FL/01. Frame size is 600x600mm. Frame consisting top, bottom and side bars (41x31mm), and fixing. Fanlight sash consisting top, bottom and side bars (40x35mm) should be fixed, and 5mm thick clear glass. Rate should be included for 2 Nrs of 14" SS 304 bar hinges, 1 Nrs of heavy quality Al fastener and others to manufacturer standard.	Sq.m	49,600.00
ALB57	Supplying, fabricating & fixing Aluminium bronze anodized casement Fanlight as per Drg. No. SPES/RATE23/FL/L/01. Frame size is 600x1050mm. Frame consisting top, bottom, side bars (41x31mm) and horizontal middle bar (46x41mm). Louver blades (52x34mm) should be fixed to louver frame bars (20x37mm), and louver panel fixed to frame. Fanlight sash consisting top, bottom and side bars (40x35mm) should be fixed, and 5mm thick clear glass. Rate should be included for 2 Nrs of 14" SS 304 bar hinges, 1 Nrs of heavy quality Al fastener and others to manufacturer standard.	Sq.m	47,300.00

Rates for Construction & Repair Works
2026 Rates, Galle / Matara / Hambantota
Powder Coated Aluminium Works

Code	Description	Unit	Rate (LKR)
ALP01	Supplying, fabricating & fixing Aluminium powder coated paneled door as per Drg. No. SPES/RATE23/D/01, Option 1. Frame size is 900x2100mm. Door frame consisting top and side bars (76x32mm) with 18x11mm door stopper bar. Door sash consisting top bar (80x42mm), side bars (66x45mm hinges side, 70x45mm lock side), middle bar (100x42mm) and bottom bar (120x42mm). 16x15mm clip bar should be used for required bars. 4mm thick Al/PVC double side composite board for bottom panel and 5mm thick clear glass for top panel should be fixed. Rate should be included for 3 Nrs of 100x75mm Al hinges, Al powder coated door handle (102x40mm) pair, Door lock (CL or eq.) and others to manufacturer standard.	Sq.m	36,700.00
ALP02	Supplying, fabricating & fixing Aluminium powder coated paneled door as per Drg. No. SPES/RATE23/D/01, Option 2. Frame size is 900x2100mm. Door frame consisting top and side bars (76x32mm) with 18x11mm door stopper bar. Door sash consisting top bar (80x42mm), side bars (66x45mm hinges side, 70x45mm lock side), middle bar (100x42mm) and bottom bar (120x42mm). 16x15mm clip bar should be used for required bars. 5mm thick clear glass for top and bottom panels should be fixed. Rate should be included for 3 Nrs of 100x75mm Al hinges, Al powder coated door handle (102x40mm) pair, Door lock (CL or eq.) and others to manufacturer standard.	Sq.m	36,600.00
ALP03	Supplying, fabricating & fixing Aluminium powder coated paneled door as per Drg. No. SPES/RATE23/D/02, Option 1. Frame size is 1050x2100mm. Door frame consisting top and side bars (76x32mm) with 18x11mm door stopper bar. Door sash consisting top bar (80x42mm), side bars (66x45mm hinges side, 70x45mm lock side), middle bar (100x42mm) and bottom bar (120x42mm). 16x15mm clip bar should be used for required bars. 4mm thick Al/PVC double side composite board for bottom panel and 5mm thick clear glass for top panel should be fixed. Rate should be included for 4 Nrs of 100x75mm Al hinges, Al powder coated door handle (102x40mm) pair, Door lock (CL or eq.) and others to manufacturer standard.	Sq.m	33,600.00

Code	Description	Unit	Rate (LKR)
ALP04	Supplying, fabricating & fixing Aluminium powder coated paneled door as per Drg. No. SPES/RATE23/D/02, Option 2. Frame size is 1050x2100mm. Door frame consisting top and side bars (76x32mm) with 18x11mm door stopper bar. Door sash consisting top bar (80x42mm), side bars (66x45mm hinges side, 70x45mm lock side), middle bar (100x42mm) and bottom bar (120x42mm). 16x15mm clip bar should be used for required bars. 5mm thick clear glass for top and bottom panels should be fixed. Rate should be included for 4 Nrs of 100x75mm Al hinges, Al powder coated door handle (102x40mm) pair, Door lock (CL or eq.) and others to manufacturer standard.	Sq.m	33,500.00
ALP05	Supplying, fabricating & fixing Aluminium powder coated paneled door as per Drg. No. SPES/RATE23/D/L/01, Option 1. Frame size is 900x2550mm including 450mm high louvers. Door frame consisting top bar (76x32mm), side bars (76x32mm, use 18x11mm door stopper bar at louver height) horizontal middle bar (76x32mm with 70x4mm clip bar) and vertical middle bar (46x41mm) with 18x11mm door stopper bar around door frame. Louver blades (52x34mm) should be fixed to louver frame bars (20x37mm), and louver panel fixed to frame. Door sash consisting top bar (80x42mm), side bars (66x45mm hinges side, 70x45mm lock side), middle bar (100x42mm) and bottom bar (120x42mm). 16x15mm clip bar should be used for required bars. 4mm thick Al/PVC double side composite board for bottom panel and 5mm thick clear glass for top panel should be fixed. Rate should be included for 3 Nrs of 100x75mm Al hinges, Al powder coated door handle (102x40mm) pair, Door lock (CL or eq.) and others to manufacturer standard.	Sq.m	39,400.00

Code	Description	Unit	Rate (LKR)
ALP06	Supplying, fabricating & fixing Aluminium powder coated paneled door as per Drg. No. SPES/RATE23/D/L/01, Option 2. Frame size is 900x2550mm including 450mm high louvers. Door frame consisting top bar (76x32mm), side bars (76x32mm, use 18x11mm door stopper bar at louver height) horizontal middle bar (76x32mm with 70x4mm clip bar) and vertical middle bar (46x41mm) with 18x11mm door stopper bar around door frame. Louver blades (52x34mm) should be fixed to louver frame bars (20x37mm), and louver panel fixed to frame. Door sash consisting top bar (80x42mm), side bars (66x45mm hinges side, 70x45mm lock side), middle bar (100x42mm) and bottom bar (120x42mm). 16x15mm clip bar should be used for required bars. 5mm thick clear glass for top and bottom panel should be fixed. Rate should be included for 3 Nrs of 100x75mm Al hinges, Al powder coated door handle (102x40mm) pair, Door lock (CL or eq.) and others to manufacturer standard.	Sq.m	39,400.00
ALP07	Supplying, fabricating & fixing Aluminium bronze anodized paneled door as per Drg. No. SPES/RATE23/D/F/01, Option 1. Frame size is 900x2550mm including 450mm high fix glass. Door frame consisting top bar (76x32mm), side bars (76x32mm) horizontal middle bar (75x32mm with 70x11mm clip bar and 31x19mm clip bar) and vertical middle bar (76x32mm with 70x11mm clip bar) with 18x11mm door stopper bar around door frame. Frame top panels should be fixed with 5mm thick clear glass. Door sash consisting top bar (80x42mm), side bars (66x45mm hinges side, 70x45mm lock side), middle bar (100x42mm) and bottom bar (120x42mm). 16x15mm clip bar should be used for required bars. 4mm thick Al/PVC double side composite board for bottom panel and 5mm thick clear glass for top panel should be fixed. Rate should be included for 3 Nrs of 100x75mm Al hinges, Al powder coated door handle (102x40mm) pair, Door lock (CL or eq.) and others to manufacturer standard.	Sq.m	35,500.00

Code	Description	Unit	Rate (LKR)
ALP08	Supplying, fabricating & fixing Aluminium powder coated paneled door as per Drg. No. SPES/RATE23/D/F/01, Option 2. Frame size is 900x2550mm including 450mm high fix glass. Door frame consisting top bar (76x32mm), side bars (76x32mm) horizontal middle bar (75x32mm with 70x11mm clip bar and 31x19mm clip bar) and vertical middle bar (76x32mm with 70x11mm clip bar) with 18x11mm door stopper bar around door frame. Frame top panels should be fixed with 5mm thick clear glass. Door sash consisting top bar (80x42mm), side bars (66x45mm hinges side, 70x45mm lock side), middle bar (100x42mm) and bottom bar (120x42mm). 16x15mm clip bar should be used for required bars. 5mm thick clear glass for top and bottom panels should be fixed. Rate should be included for 3 Nrs of 100x75mm Al hinges, Al powder coated door handle (102x40mm) pair, Door lock (CL or eq.) and others to manufacturer standard.	Sq.m	35,400.00
ALP09	Supplying, fabricating & fixing Aluminium powder coated paneled door as per Drg. No. SPES/RATE23/D/L/02, Option 1. Frame size is 1050x2550mm including 450mm high louvers. Door frame consisting top bar (76x32mm), side bars (76x32mm, use 18x11mm door stopper bar at louver height) horizontal middle bar (76x32mm with 70x4mm clip bar) and vertical middle bar (46x41mm) with 18x11mm door stopper bar around door frame. Louver blades (52x34mm) should be fixed to louver frame bars (20x37mm), and louver panel fixed to frame. Door sash consisting top bar (80x42mm), side bars (66x45mm hinges side, 70x45mm lock side), middle bar (100x42mm) and bottom bar (120x42mm). 16x15mm clip bar should be used for required bars. 4mm thick Al/PVC double side composite board for bottom panel and 5mm thick clear glass for top panel should be fixed. Rate should be included for 4 Nrs of 100x75mm Al hinges, Al powder coated door handle (102x40mm) pair, Door lock (CL or eq.) and others to manufacturer standard.	Sq.m	36,200.00

Code	Description	Unit	Rate (LKR)
ALP10	Supplying, fabricating & fixing Aluminium powder coated paneled door as per Drg. No. SPES/RATE23/D/L/02, Option 2. Frame size is 1050x2550mm including 450mm high louvers. Door frame consisting top bar (76x32mm), side bars (76x32mm, use 18x11mm door stopper bar at louver height) horizontal middle bar (76x32mm with 70x4mm clip bar) and vertical middle bar (46x41mm) with 18x11mm door stopper bar around door frame. Louver blades (52x34mm) should be fixed to louver frame bars (20x37mm), and louver panel fixed to frame. Door sash consisting top bar (80x42mm), side bars (66x45mm hinges side, 70x45mm lock side), middle bar (100x42mm) and bottom bar (120x42mm). 16x15mm clip bar should be used for required bars. 5mm thick clear glass for top and bottom panel should be fixed. Rate should be included for 4 Nrs of 100x75mm Al hinges, Al powder coated door handle (102x40mm) pair, Door lock (CL or eq.) and others to manufacturer standard.	Sq.m	36,200.00
ALP11	Supplying, fabricating & fixing Aluminium powder coated paneled door as per Drg. No. SPES/RATE23/D/F/02, Option 1. Frame size is 1050x2550mm including 450mm high fix glass. Door frame consisting top bar (76x32mm), side bars (76x32mm) horizontal middle bar (75x32mm with 70x11mm clip bar and 31x19mm clip bar) and vertical middle bar (76x32mm with 70x11mm clip bar) with 18x11mm door stopper bar around door frame. Frame top panels should be fixed with 5mm thick clear glass. Door sash consisting top bar (80x42mm), side bars (66x45mm hinges side, 70x45mm lock side), middle bar (100x42mm) and bottom bar (120x42mm). 16x15mm clip bar should be used for required bars. 4mm thick Al/PVC double side composite board for bottom panel and 5mm thick clear glass for top panel should be fixed. Rate should be included for 4 Nrs of 100x75mm Al hinges, Al powder coated door handle (102x40mm) pair, Door lock (CL or eq.) and others to manufacturer standard.	Sq.m	32,400.00

Code	Description	Unit	Rate (LKR)
ALP12	Supplying, fabricating & fixing Aluminium powder coated paneled door as per Drg. No. SPES/RATE23/D/F/02, Option 2. Frame size is 1050x2550mm including 450mm high fix glass. Door frame consisting top bar (76x32mm), side bars (76x32mm) horizontal middle bar (75x32mm with 70x11mm clip bar and 31x19mm clip bar) and vertical middle bar (76x32mm with 70x11mm clip bar) with 18x11mm door stopper bar around door frame. Frame top panels should be fixed with 5mm thick clear glass. Door sash consisting top bar (80x42mm), side bars (66x45mm hinges side, 70x45mm lock side), middle bar (100x42mm) and bottom bar (120x42mm). 16x15mm clip bar should be used for required bars. 5mm thick clear glass for top and bottom panels should be fixed. Rate should be included for 4 Nrs of 100x75mm Al hinges, Al powder coated door handle (102x40mm) pair, Door lock (CL or eq.) and others to manufacturer standard.	Sq.m	32,300.00
ALP13	Supplying, fabricating & fixing Aluminium powder coated paneled door as per Drg. No. SPES/RATE23/DD/01, Option 1. Frame size is 1500x2100mm. Door frame consisting top and side bars (76x32mm) with 18x11mm door stopper bar. Door sash consisting top bar (80x42mm), side bars (66x45mm hinges side, 70x45mm lock side), middle bar (100x42mm) and bottom bar (120x42mm). 16x15mm clip bar should be used for required bars. 4mm thick Al/PVC double side composite board for bottom panel and 5mm thick clear glass for top panel should be fixed. Rate should be included for 6 Nrs of 100x75mm Al hinges, 2 Nrs of Al powder coated door handle (102x40mm) pair, Door lock (CL or eq.) and others to manufacturer standard.	Sq.m	36,000.00
ALP14	Supplying, fabricating & fixing Aluminium powder coated paneled door as per Drg. No. SPES/RATE23/DD/01, Option 2. Frame size is 1500x2100mm. Door frame consisting top and side bars (76x32mm) with 18x11mm door stopper bar. Door sash consisting top bar (80x42mm), side bars (66x45mm hinges side, 70x45mm lock side), middle bar (100x42mm) and bottom bar (120x42mm). 16x15mm clip bar should be used for required bars. 5mm thick clear glass for top and bottom panel should be fixed. Rate should be included for 6 Nrs of 100x75mm Al hinges, 2 Nrs of Al powder coated door handle (102x40mm) pair, Door lock (CL or eq.) and others to manufacturer standard.	Sq.m	36,000.00

Code	Description	Unit	Rate (LKR)
ALP15	Supplying, fabricating & fixing Aluminium powder coated paneled swing door as per Drg. No. SPES/RATE23/D/S/01, Option 1. Frame size is 1050x2100mm. Door frame consisting top and side bars (100x45x1.2mm box bar). Door sash consisting top bar (80x42mm), side bars (70x45mm), middle bar (100x42mm) and bottom bar (120x42mm). 16x15mm clip bar should be used for required bars. 4mm thick Al/PVC double side composite board for bottom panel and 5mm thick clear glass for top panel should be fixed. Rate should be included for 1 Nrs of Floor hinges (VVP or eq., one year warranty) with arm and pivot, 2 Nrs of SS bend door handle, Door lock (CL or eq.), and others to manufacturer standard.	Sq.m	44,800.00
ALP16	Supplying, fabricating & fixing Aluminium powder coated paneled swing door as per Drg. No. SPES/RATE23/D/S/01, Option 2. Frame size is 1050x2100mm. Door frame consisting top and side bars (100x45x1.2mm box bar). Door sash consisting top bar (80x42mm), side bars (70x45mm), middle bar (100x42mm) and bottom bar (120x42mm). 16x15mm clip bar should be used for required bars. 5mm thick clear glass for top and bottom panel should be fixed. Rate should be included for 1 Nrs of Floor hinges (VVP or eq., one year warranty) with arm and pivot, 2 Nrs of SS bend door handle, Door lock (CL or eq.), and others to manufacturer standard.	Sq.m	44,800.00
ALP17	Supplying, fabricating & fixing Aluminium powder coated paneled swing door as per Drg. No. SPES/RATE23/DD/S/01, Option 1. Frame size is 1800x2100mm. Door frame consisting top and side bars (100x45x1.2mm box bar). Door sash consisting top bar (80x42mm), side bars (70x45mm), middle bar (100x42mm) and bottom bar (120x42mm). 16x15mm clip bar should be used for required bars. 4mm thick Al/PVC double side composite board for bottom panel and 5mm thick clear glass for top panel should be fixed. Rate should be included for 2 Nrs of Floor hinges (VVP or eq., one year warranty) with arm and pivot, 4 Nrs of SS bend door handle, Door lock (CL or eq.), and others to manufacturer standard.	Sq.m	44,800.00

Code	Description	Unit	Rate (LKR)
ALP18	Supplying, fabricating & fixing Aluminium powder coated paneled swing door as per Drg. No. SPES/RATE23/DD/S/01, Option 2. Frame size is 1800x2100mm. Door frame consisting top and side bars (100x45x1.2mm box bar). Door sash consisting top bar (80x42mm), side bars (70x45mm), middle bar (100x42mm) and bottom bar (120x42mm). 16x15mm clip bar should be used for required bars. 5mm thick clear glass for top and bottom panel should be fixed. Rate should be included for 2 Nrs of Floor hinges (VVP or eq., one year warranty) with arm and pivot, 4 Nrs of SS bend door handle, Door lock (CL or eq.), and others to manufacturer standard.	Sq.m	44,700.00
ALP19	Supplying, fabricating & fixing Aluminium powder coated paneled sliding door as per Drg. No. SPES/RATE23/SD/01, Option 1. Frame size is 900x2100mm. Door frame consisting top rail (40x33mm), bottom rail (40x20mm) and side bars (40x24mm). Door sash consisting top bar (22x32mm), side bars (50x26mm), middle bar (22x30mm) and bottom bar (22x56mm). 4mm thick Al/PVC double side composite board for bottom panel and 5mm thick clear glass for top panel should be fixed. Rate should be included for 2 Nrs of Aluminium plate door handles, Door lock (CL or eq.), and others to manufacturer standard. (Frame height and door sash width should be measured for payments)	Sq.m	23,400.00
ALP20	Supplying, fabricating & fixing Aluminium powder coated paneled sliding door as per Drg. No. SPES/RATE23/SD/01, Option 2. Frame size is 900x2100mm. Door frame consisting top rail (40x33mm), bottom rail (40x20mm) and side bars (40x24mm). Door sash consisting top bar (22x32mm), side bars (50x26mm), middle bar (22x30mm) and bottom bar (22x56mm). 5mm thick clear glass for top and bottom panels should be fixed. Rate should be included for 2 Nrs of Aluminium plate door handles, Door lock (CL or eq.), and others to manufacturer standard. (Frame height and door sash width should be measured for payments)	Sq.m	23,400.00

Code	Description	Unit	Rate (LKR)
ALP21	Supplying, fabricating & fixing Aluminium powder coated paneled door as per Drg. No. SPES/RATE23/D/03. Frame size is 750x2100mm. Door frame consisting top and side bars (76x23mm). Door sash consisting top and bottom bar (80x42mm), side bars (66x45mm hinges side, 70x45mm lock side) and middle bar (100x42mm). 16x15mm clip bar should be used for required bars. 3mm thick Al/PVC double side composite board for top and bottom panels should be fixed. Rate should be included for 3 Nrs of 100x75mm Aluminium hinges, 2 Nrs of Aluminium plate door handles, 2 Nrs of 3" Al Barrel Bolt, Door lock (CL or eq.), and others to manufacturer standard.	Sq.m	36,100.00
ALP22	Supplying, fabricating & fixing Aluminium powder coated fully composite board (Al/PVC Composite board) door as per Drg. No. SPES/RATE23/D/04. Frame size is 750x1950mm. Door frame consisting top and side bars (50x25x0.9mm box bars) with 18x11mm door stopper bar. Door sash consisting top, sides, bottom and 2 Nrs of middle bars (50x25x0.9mm box bars). 3mm thick Al/PVC double side composite board for full door should be fixed. Rate should be included for 3 Nrs of 100x75mm Aluminium hinges, 2 Nrs of Aluminium plate door handles, 2 Nrs of 2" Al Barrel Bolt, Door lock (CL or eq.), and others to manufacturer standard.	Sq.m	22,500.00
ALP23	Supplying, fabricating & fixing Aluminium powder coated casement window as per Drg. No. SPES/RATE23/CW/01. Frame size is 1200mm. Window frame consisting top, bottom and side bars (41x31mm). Window sash consisting top, bottom and side bars (40x35mm) should be fixed, and 5mm thick clear glass. Rate should be included for 2 Nrs of 14" SS 304 bar hinges, 1 Nrs of heavy quality Al fastener and others to manufacturer standard.	Sq.m	36,600.00
ALP24	Supplying, fabricating & fixing Aluminium powder coated casement window as per Drg. No. SPES/RATE23/CW/02. Frame size is 1200x1200mm. Window frame consisting top, bottom and side bars (41x31mm), middle bars (46x41mm). Window sash consisting top, bottom and side bars (40x35mm) should be fixed, and 5mm thick clear glass. Rate should be included for 4 Nrs of 14" SS 304 bar hinges, 2 Nrs of heavy quality Al fastener and others to manufacturer standard.	Sq.m	34,900.00

Code	Description	Unit	Rate (LKR)
ALP25	Supplying, fabricating & fixing Aluminium powder coated casement window as per Drg. No. SPES/RATE23/CW/03. Frame size is 1800x1200mm. Window frame consisting top, bottom and side bars (41x31mm), middle bars (46x41mm). Window sash consisting top, bottom and side bars (40x35mm) should be fixed, and 5mm thick clear glass. Rate should be included for 6 Nrs of 14" SS 304 bar hinges, 3 Nrs of heavy quality Al fastener and others to manufacturer standard.	Sq.m	34,400.00
ALP26	Supplying, fabricating & fixing Aluminium powder coated casement window as per Drg. No. SPES/RATE23/CW/04. Frame size is 2400x1200mm. Window frame consisting top, bottom and side bars (41x31mm), middle bars (46x41mm). Window sash consisting top, bottom and side bars (40x35mm) should be fixed, and 5mm thick clear glass. Rate should be included for 8 Nrs of 14" SS 304 bar hinges, 4 Nrs of heavy quality Al fastener and others to manufacturer standard.	Sq.m	34,100.00
ALP27	Supplying, fabricating & fixing Aluminium powder coated casement window as per Drg. No. SPES/RATE23/CW/05. Frame size is 3000x1200mm. Window frame consisting top, bottom and side bars (41x31mm), middle bars (46x41mm). Window sash consisting top, bottom and side bars (40x35mm) should be fixed, and 5mm thick clear glass. Rate should be included for 10 Nrs of 14" SS 304 bar hinges, 5 Nrs of heavy quality Al fastener and others to manufacturer standard.	Sq.m	33,900.00
ALP28	Supplying, fabricating & fixing Aluminium powder coated casement window as per Drg. No. SPES/RATE23/CW/L/01. Frame size is 600x1650mm including 450mm high fix glasses. Window frame consisting top, bottom and side bars (41x31mm), horizontal middle bar (46x41mm). Frame top panel should be fixed with 5mm thick clear glass using 34x18mm clip bar. Window sash consisting top, bottom and side bars (40x35mm) should be fixed, and 5mm thick clear glass. Rate should be included for 2 Nrs of 14" SS 304 bar hinges, 1 Nrs of heavy quality Al fastener and others to manufacturer standard.	Sq.m	33,000.00

Code	Description	Unit	Rate (LKR)
ALP29	Supplying, fabricating & fixing Aluminium powder coated casement window as per Drg. No. SPES/RATE23/CW/L/02. Frame size is 1200x1650mm including 450mm high fix glasses. Window frame consisting top, bottom and side bars (41x31mm), vertical and horizontal middle bars (46x41mm). Frame top panels should be fixed with 5mm thick clear glass using 34x18mm clip bar. Window sash consisting top, bottom and side bars (40x35mm) should be fixed, and 5mm thick clear glass. Rate should be included for 4 Nrs of 14" SS 304 bar hinges, 2 Nrs of heavy quality Al fastener and others to manufacturer standard.	Sq.m	31,800.00
ALP30	Supplying, fabricating & fixing Aluminium powder coated casement window as per Drg. No. SPES/RATE23/CW/L/03. Frame size is 1200x1650mm including 450mm high fix glasses. Window frame consisting top, bottom and side bars (41x31mm), vertical and horizontal middle bars (46x41mm). Frame top panels should be fixed with 5mm thick clear glass using 34x18mm clip bar. Window sash consisting top, bottom and side bars (40x35mm) should be fixed, and 5mm thick clear glass. Rate should be included for 6 Nrs of 14" SS 304 bar hinges, 3 Nrs of heavy quality Al fastener and others to manufacturer standard.	Sq.m	31,400.00
ALP31	Supplying, fabricating & fixing Aluminium powder coated casement window as per Drg. No. SPES/RATE23/CW/L/04. Frame size is 2400x1650mm including 450mm high fix glasses. Window frame consisting top, bottom and side bars (41x31mm), vertical and horizontal middle bars (46x41mm). Frame top panels should be fixed with 5mm thick clear glass using 34x18mm clip bar. Window sash consisting top, bottom and side bars (40x35mm) should be fixed, and 5mm thick clear glass. Rate should be included for 8 Nrs of 14" SS 304 bar hinges, 4 Nrs of heavy quality Al fastener and others to manufacturer standard.	Sq.m	31,200.00

Code	Description	Unit	Rate (LKR)
ALP32	Supplying, fabricating & fixing Aluminium powder coated casement window as per Drg. No. SPES/RATE23/CW/L/05. Frame size is 3000x1650mm including 450mm high fix glasses. Window frame consisting top, bottom and side bars (41x31mm), vertical and horizontal middle bars (46x41mm). Frame top panels should be fixed with 5mm thick clear glass using 34x18mm clip bar. Window sash consisting top, bottom and side bars (40x35mm) should be fixed, and 5mm thick clear glass. Rate should be included for 10 Nrs of 14" SS 304 bar hinges, 5 Nrs of heavy quality Al fastener and others to manufacturer standard.	Sq.m	31,100.00
ALP33	Supplying, fabricating & fixing Aluminium powder coated casement window as per Drg. No. SPES/RATE23/CW/F/01. Frame size is 600x1650mm including 450mm high louver. Window frame consisting top, bottom and side bars (41x31mm), vertical and horizontal middle bars (46x41mm). Frame top panel should be fixed with 52x34mm louver blades with 20x37mm louver frame bars. Window sash consisting top, bottom and side bars (40x35mm) should be fixed, and 5mm thick clear glass. Rate should be included for 2 Nrs of 14" SS 304 bar hinges, 1 Nrs of heavy quality Al fastener and others to manufacturer standard.	Sq.m	38,300.00
ALP34	Supplying, fabricating & fixing Aluminium powder coated casement window as per Drg. No. SPES/RATE23/CW/F/02. Frame size is 1200x1650mm including 450mm high louvers. Window frame consisting top, bottom and side bars (41x31mm), vertical and horizontal middle bars (46x41mm). Frame top panels should be fixed with 52x34mm louver blades with 20x37mm louver frame bars. Window sash consisting top, bottom and side bars (40x35mm) should be fixed, and 5mm thick clear glass. Rate should be included for 4 Nrs of 14" SS 304 bar hinges, 2 Nrs of heavy quality Al fastener and others to manufacturer standard.	Sq.m	37,200.00

Code	Description	Unit	Rate (LKR)
ALP35	Supplying, fabricating & fixing Aluminium powder coated casement window as per Drg. No. SPES/RATE23/CW/F/03. Frame size is 1800x1650mm including 450mm high louvers. Window frame consisting top, bottom and side bars (41x31mm), vertical and horizontal middle bars (46x41mm). Frame top panels should be fixed with 52x34mm louver blades with 20x37mm louver frame bars. Window sash consisting top, bottom and side bars (40x35mm) should be fixed, and 5mm thick clear glass. Rate should be included for 6 Nrs of 14" SS 304 bar hinges, 3 Nrs of heavy quality Al fastener and others to manufacturer standard.	Sq.m	36,800.00
ALP36	Supplying, fabricating & fixing Aluminium powder coated casement window as per Drg. No. SPES/RATE23/CW/F/04. Frame size is 2400x1650mm including 450mm high louvers. Window frame consisting top, bottom and side bars (41x31mm), vertical and horizontal middle bars (46x41mm). Frame top panels should be fixed with 52x34mm louver blades with 20x37mm louver frame bars. Window sash consisting top, bottom and side bars (40x35mm) should be fixed, and 5mm thick clear glass. Rate should be included for 8 Nrs of 14" SS 304 bar hinges, 4 Nrs of heavy quality Al fastener and others to manufacturer standard.	Sq.m	36,600.00
ALP37	Supplying, fabricating & fixing Aluminium powder coated casement window as per Drg. No. SPES/RATE23/CW/F/05. Frame size is 3000x1650mm including 450mm high louvers. Window frame consisting top, bottom and side bars (41x31mm), vertical and horizontal middle bars (46x41mm). Frame top panels should be fixed with 52x34mm louver blades with 20x37mm louver frame bars. Window sash consisting top, bottom and side bars (40x35mm) should be fixed, and 5mm thick clear glass. Rate should be included for 10 Nrs of 14" SS 304 bar hinges, 5 Nrs of heavy quality Al fastener and others to manufacturer standard.	Sq.m	36,500.00
ALP38	Supplying, fabricating & fixing Aluminium powder coated sliding window as per Drg. No. SPES/RATE23/SW/01. Frame size is 1200x1200mm. Window frame consisting top bars (70x32mm), bottom bar (70x30mm) and side bars (73x25mm). Window sash consisting top bar (28x32mm), bottom bar (22x56mm) and side bars (30x26mm one side, 30x32mm lock side) should be fixed, and 5mm thick clear glass. Rate should be included for 1 Nr of heavy quality Crescent lock and others to manufacturer standard.	Sq.m	27,600.00

Code	Description	Unit	Rate (LKR)
ALP39	Supplying, fabricating & fixing Aluminium powder coated sliding window as per Drg. No. SPES/RATE23/SW/02. Frame size is 2400x1200mm. Window frame consisting top bars (70x32mm), bottom bar (70x30mm) and side bars (73x25mm). Window sash consisting top bar (28x32mm), bottom bar (22x56mm) and side bars (30x26mm one side, 30x32mm lock side) should be fixed, and 5mm thick clear glass. 30x16mm bar should be fixed to one middle sash. Rate should be included for 2 Nr of heavy quality Crescent lock and others to manufacturer standard.	Sq.m	25,700.00
ALP40	Supplying, fabricating & fixing Aluminium powder coated sliding window as per Drg. No. SPES/RATE23/SW/L/01. Frame size is 1200x1650mm including 450mm high louvers. Window frame consisting top bars (70x30mm), bottom bar (70x30mm) and side bars (73x25mm), horizontal middle bar (70x32mm) with 70x18mm clip bar, vertical side clip bars (73x18mm) for louver height, vertical middle bar (46x41mm) for louver height. Louver blades (52x34mm) should be fixed to louver frame bars (20x37mm), and louver panel fixed to frame. Window sash consisting top bar (28x32mm), bottom bar (22x56mm) and side bars (30x26mm one side, 30x32mm lock side) should be fixed and 5mm thick clear glass. Rate should be included for 1 Nr of heavy quality Crescent lock and others to manufacturer standard.	Sq.m	33,800.00
ALP41	Supplying, fabricating & fixing Aluminium powder coated sliding window as per Drg. No. SPES/RATE23/SW/L/02. Frame size is 2400x1650mm including 450mm high louvers. Window frame consisting top bars (70x30mm), bottom bar (70x30mm) and side bars (73x25mm), horizontal middle bar (70x32mm) with 70x18mm clip bar, vertical side clip bars (73x18mm) for louver height, vertical middle bar (46x41mm) for louver height. Louver blades (52x34mm) should be fixed to louver frame bars (20x37mm), and louver panel fixed to frame. Window sash consisting top bar (28x32mm), bottom bar (22x56mm) and side bars (30x26mm one side, 30x32mm lock side) should be fixed, and 5mm thick clear glass. 30x16mm bar should be fixed to one middle sash. Rate should be included for 2 Nr of heavy quality Crescent lock and others to manufacturer standard.	Sq.m	31,900.00

Code	Description	Unit	Rate (LKR)
ALP42	Supplying, fabricating & fixing Aluminium powder coated sliding window as per Drg. No. SPES/RATE23/SW/F/01. Frame size is 1200x1650mm including 450mm high fix glasses. Window frame consisting top bars (70x30mm), bottom bar (70x30mm) and side bars (73x25mm), horizontal middle bar (70x32mm) with 70x18mm clip bar, vertical side clip bars (73x18mm) for fix glass height, vertical middle bar (46x41mm) for fix glass height. 5mm thick clear glass should be fixed to frame with 34x18mm clip bars. Window sash consisting top bar (28x32mm), bottom bar (22x56mm) and side bars (30x26mm one side, 30x32mm lock side) should be fixed, and 5mm thick clear glass. Rate should be included for 1 Nr of heavy quality Crescent lock and others to manufacturer standard.	Sq.m	28,500.00
ALP43	Supplying, fabricating & fixing Aluminium powder coated sliding window as per Drg. No. SPES/RATE23/SW/F/02. Frame size is 2400x1650mm including 450mm high fix glasses. Window frame consisting top bars (70x30mm), bottom bar (70x30mm) and side bars (73x25mm), horizontal middle bar (70x32mm) with 70x18mm clip bar, vertical side clip bars (73x18mm) for fix glass height, vertical middle bar (46x41mm) for fix glass height. 5mm thick clear glass should be fixed to frame with 34x18mm clip bars. Window sash consisting top bar (28x32mm), bottom bar (22x56mm) and side bars (30x26mm one side, 30x32mm lock side) should be fixed, and 5mm thick clear glass. 30x16mm bar should be fixed to one middle sash. Rate should be included for 2 Nr of heavy quality Crescent lock and others to manufacturer standard.	Sq.m	26,500.00
ALP44	Supplying, fabricating & fixing Aluminium powder coated partition as per Drg. No. SPES/RATE23/P/01, Option 1. (Door sashes pay separately) Frame height is 2100mm. Partition panels in horizontal way should be divided in equal widths (Maximum width is 1200mm c/c). Partition frame consisting top bar (76x32mm with 70x4mm clip bar), side bars (76x32mm), horizontal middle bar (75x32mm with 70x11mm clip bar and 31x19 clip bar), bottom bar (75x32mm with 31x19 clip bar) and vertical middle bars (76x32mm with 70x11mm clip bar). If required, Squire or Circular coner bars will be paid seperately (Material cost + 20%). 4mm thick Al/PVC double side composite board for bottom panels and 5mm thick clear glass for top panels should be fixed. Rate should be included for others to manufacturer standard.	Sq.m	18,400.00

Code	Description	Unit	Rate (LKR)
ALP45	Supplying, fabricating & fixing Aluminium powder coated partition as per Drg. No. SPES/RATE23/P/01, Option 2. (Door sashes pay separately) Frame height is 2100mm. Partition panels in horizontal way should be divided in equal widths (Maximum width is 1200mm c/c). Partition frame consisting top bar (76x32mm with 70x4mm clip bar), side bars (76x32mm), horizontal middle bar (75x32mm with 70x11mm clip bar and 31x19 clip bar), bottom bar (75x32mm with 31x19 clip bar) and vertical middle bars (76x32mm with 70x11mm clip bar). If required, Squire or Circular coner bars will be paid seperately (Material cost + 20%). 5mm thick clear glass for top and bottom panels should be fixed. Rate should be included for others to manufacturer standard.	Sq.m	18,300.00
ALP46	Supplying, fabricating & fixing Aluminium powder coated partition as per Drg. No. SPES/RATE23/P/01, Option 3. (Door sashes pay separately) Frame height is 2100mm. Partition panels in horizontal way should be divided in equal widths (Maximum width is 1200mm c/c). Partition frame consisting top bar (76x32mm with 70x4mm clip bar), side bars (76x32mm), horizontal middle bar (75x32mm with 70x11mm clip bar and 31x19 clip bar), bottom bar (75x32mm with 31x19 clip bar) and vertical middle bars (76x32mm with 70x11mm clip bar). If required, Squire or Circular coner bars will be paid seperately (Material cost + 20%). 4mm thick Al/PVC double side composite board for top and bottom panels should be fixed. Rate should be included for others to manufacturer standard.	Sq.m	18,500.00
ALP47	Supplying, fabricating & fixing Aluminium powder coated partition as per Drg. No. SPES/RATE23/FP/01, Option 1. (Door sashes pay separately) Frame height is up to ceiling or soffit. Partition panels in horizontal way should be divided in equal widths (Maximum width is 1200mm c/c). Partition frame consisting top bar (76x32mm), side bars (76x32mm), horizontal middle bars (75x32mm with 70x11mm clip bar and 31x19 clip bar), bottom bar (75x32mm with 31x19 clip bar) and vertical middle bars (76x32mm with 70x11mm clip bar). If required, Squire or Circular coner bars will be paid seperately (Material cost + 20%). 4mm thick Al/PVC double side composite board for top and bottom panels, and 5mm thick clear glass for middle panels should be fixed. Rate should be included for others to manufacturer standard.	Sq.m	17,300.00

Code	Description	Unit	Rate (LKR)
ALP48	Supplying, fabricating & fixing Aluminium powder coated partition as per Drg. No. SPES/RATE23/FP/01, Option 2. (Door sashes pay separately) Frame height is up to ceiling or soffit. Partition panels in horizontal way should be divided in equal widths (Maximum width is 1200mm c/c). Partition frame consisting top bar (76x32mm), side bars (76x32mm), horizontal middle bars (75x32mm with 70x11mm clip bar and 31x19 clip bar), bottom bar (75x32mm with 31x19 clip bar) and vertical middle bars (76x32mm with 70x11mm clip bar). If required, Squire or Circular coner bars will be paid seperately (Material cost + 20%). 4mm thick Al/PVC double side composite board for top, middle and bottom panels should be fixed. Rate should be included for others to manufacturer standard.	Sq.m	17,400.00
ALP49	Supplying, fabricating & fixing Aluminium powder coated partition as per Drg. No. SPES/RATE23/HP/01. Frame height is 1200mm. Partition panels in horizontal way should be divided in equal widths (Maximum width is 1200mm c/c). Partition frame consisting top bar (76x32mm with 70x4mm clip bar), side bars (76x32mm), bottom bar (75x32mm with 31x19 clip bar) and vertical middle bars (76x32mm with 70x11mm clip bar). If required, Squire or Circular coner bars will be paid seperately (Material cost + 20%). 4mm thick Al/PVC double side composite board for panels should be fixed. Rate should be included for others to manufacturer standard.	Sq.m	17,900.00
ALP50	Supplying, fabricating & fixing Aluminium powder coated partition paneled door as per Drg. No. SPES/RATE23/PD/01, Option 1. Frame size is 900x2070mm. Door frame around the door fixing with 18x11mm door stopper bar. Door sash consisting top bar (80x42mm), side bars (66x45mm hinges side, 70x45mm lock side), middle bar (100x42mm) and bottom bar (120x42mm). 16x15mm clip bar should be used for required bars. 4mm thick Al/PVC double side composite board for bottom panel and 5mm thick clear glass for top panel should be fixed. Rate should be included for 3 Nrs of 100x75mm Al hinges, Al powder coated door handle (102x40mm) pair, Door lock (CL or eq.) and others to manufacturer standard.	Sq.m	29,800.00

Code	Description	Unit	Rate (LKR)
ALP51	Supplying, fabricating & fixing Aluminium powder coated partition paneled door as per Drg. No. SPES/RATE23/PD/01, Option 2. Frame size is 900x2070mm. Door frame around the door fixing with 18x11mm door stopper bar. Door sash consisting top bar (80x42mm), side bars (66x45mm hinges side, 70x45mm lock side), middle bar (100x42mm) and bottom bar (120x42mm). 16x15mm clip bar should be used for required bars. 4mm thick Al/PVC double side composite board for top and bottom panels should be fixed. Rate should be included for 3 Nrs of 100x75mm Al hinges, Al powder coated door handle (102x40mm) pair, Door lock (CL or eq.) and others to manufacturer standard.	Sq.m	29,900.00
ALP52	Supplying, fabricating & fixing Aluminium powder coated partition paneled door as per Drg. No. SPES/RATE23/PD/01, Option 3. Frame size is 900x2070mm. Door frame around the door fixing with 18x11mm door stopper bar. Door sash consisting top bar (80x42mm), side bars (66x45mm hinges side, 70x45mm lock side), middle bar (100x42mm) and bottom bar (120x42mm). 16x15mm clip bar should be used for required bars. 5mm thick clear glass for top and bottom panels should be fixed. Rate should be included for 3 Nrs of 100x75mm Al hinges, Al powder coated door handle (102x40mm) pair, Door lock (CL or eq.) and others to manufacturer standard.	Sq.m	29,700.00
ALP53	Supplying, fabricating & fixing Aluminium powder coated fix glass with frame as per Drg. No. SPES/RATE23/FG/01. Frame size is 900x1200mm. Fixglass frame consisting top, bottom and side bars (41x31mm), vertical middle bar (46x41). 5mm thick clear glass should be fixed to frame with clip bar (34x18mm). Rate should be included for others to manufacturer standard.	Sq.m	20,100.00
ALP54	Supplying, fabricating & fixing Aluminium powder coated fix louvers with frame as per Drg. No. SPES/RATE23/L/01. Frame size is 900x1200mm. Louver frame consisting top, bottom and side bars (41x31mm), vertical middle bar (46x41). Louver blades (52x34mm) should be fixed to louver frame bars (20x37mm), and louver panel fixed to frame. Rate should be included for others to manufacturer standard.	Sq.m	42,800.00

Code	Description	Unit	Rate (LKR)
ALP55	Supplying, fabricating & fixing Aluminium powder coated fix louvers for door top as per Drg. No. SPES/RATE23/L/02. Frame size is 900x600mm. Louver frame consisting top bar (76x32mm), side bars (76x32mm with 18x11mm door stopper bar at louver height), horizontal middle bar should be clipped with 70x4mm clip bar, and vertical middle bar/s (46x41mm). Louver blades (52x34mm) should be fixed to louver frame bars (20x37mm), and louver panel fixed to frame. Rate should be included for others to manufacturer standard.	Sq.m	53,800.00
ALP56	Supplying, fabricating and fixing Aluminium powder coated casement Fanlight as per Drg. No. SPES/RATE23/FL/01. Frame size is 600x600mm. Frame consisting top, bottom and side bars (41x31mm), and fixing. Fanlight sash consisting top, bottom and side bars (40x35mm) should be fixed, and 5mm thick clear glass. Rate should be included for 2 Nrs of 14" SS 304 bar hinges, 1 Nrs of heavy quality Al fastener and others to manufacturer standard.	Sq.m	50,300.00
ALP57	Supplying, fabricating & fixing Aluminium powder coated casement Fanlight as per Drg. No. SPES/RATE23/FL/L/01. Frame size is 600x1050mm. Frame consisting top, bottom, side bars (41x31mm) and horizontal middle bar (46x41mm). Louver blades (52x34mm) should be fixed to louver frame bars (20x37mm), and louver panel fixed to frame. Fanlight sash consisting top, bottom and side bars (40x35mm) should be fixed, and 5mm thick clear glass. Rate should be included for 2 Nrs of 14" SS 304 bar hinges, 1 Nrs of heavy quality Al fastener and others to manufacturer standard.	Sq.m	47,800.00

Rates for Construction & Repair Works
2026 Rates, Galle / Matara / Hambanthota
Electrical Works

Code	Description	Unit	Rate (LKR)
EL01	Supply and fixing 6 Amp Max Square type Socket outlet with necessary concealed conduit wiring 1Cx2 1/1.13 (1.0mm2)(Cu/PVC/PVC) single wire , 1/1.13(1.0mm2) Earth wire all complete as per instruction (Socket - ACL) (Cable - ACL Fire Guard/Kelani/Orange/Sierra) (Conduit - Polycrome/Krypton) (Fittings - Krypton/Polycrome/Orange)	Nr	5,890.00
EL02	Supplying and fixing 13Amp socket outlet with necessary concealed conduit wiring 7/0.53 (Cu/PVC/PVC) single wire 1.5mm2 1Cx2 ,7/0.53 (1.5mm2) Earth wire all complete as per instruction (Socket - ACL/Chint/Krypton/Orange) (Cable - ACL Fire Guard/Kelani/Orange/Sierra) (Conduit - Polycrome/Krypton) (Fittings - Krypton/Polycrome/Orange)	Nr	7,000.00
EL03	Supply and fixing 13 Amp Socket outlet with necessary concealed conduit wiring [7/0.67 PVC Single wire (2.5 mm2) x2 , 7/0.67 Earth Wire (2.5 mm2)] all complete as per instruction (Socket - ACL/Chint/Krypton/Orange) (Cable - ACL Fire Guard/Kelani/Orange/Sierra) (Conduit - Polycrome/Krypton) (Fittings - Krypton/Polycrome/Orange)	Nr	8,210.00
EL04	Supply and fixing 13Amp socket outlet with necessary PVC casing wiring (7/0.53 PVC single wire 1.5mm2) 1 core x2, 7/0.53 earth wire (1.5mm2) all complete as per the instruction.(Socket - ACL/Chint/Krypton/Orange) (Cable - ACL Fire Guard/Kelani/Orange/Sierra) (Casing - Polycrome/Krypton) (Fittings - Krypton/Polycrome/Orange)	Nr	6,690.00
EL05	Supply and fixing 13A socket outlet with necessary PVC casing wiring (7/0.67 PVC single wire 2.5mm2) 1 core x2, 7/0.67 earth wire (2.5mm2) all complete as per the instruction.(Socket - ACL/Chint/Krypton/Orange) (Cable - ACL Fire Guard/Kelani/Orange/Sierra) (Casing - Polycrome/Krypton)(Fittings - Krypton/Polycrome/Orange)	Nr	7,900.00
EL06	Supply and fixing 56" sweep ceiling fan with electronic fan speed controller concealed conduit wiring (1/1.13 wire 1.0mm2, 1/1.13 earth wire 1mm2 including gang switch)all complete as per instruction Make (USHA ATOM EX 56 " with 2 years warranty / Telesonic Supreme with safety switch and cable with 3 years warranty) (SLSI Approved makes) (Switches - ACL/Chint/Krpton/Orange) (Cable - ACL Fire Guard/Kelani/Orange/Sierra) (Conduit - Polycrome/Krypton)(Fittings - Krypton/Polycrome/Orange)	Nr	22,000.00

Code	Description	Unit	Rate (LKR)
EL07	Supply and fixing 56" sweep ceiling fan with electronic fan speed controller concealed conduit wiring (1/1.13 wire 1.0mm2, 1/1.13 earth wire 1mm2) including gang switch all complete as per instruction with safety cable and switch (Make KDK with warranty) (SLSI Approved makes) (model N56RG) (Switches - ACL/Chint/Krypton/Orange) (Cable - ACL Fire Guard/Kelani/Orange/Sierra) (Conduit - Polycrome/Krypton) (Fittings - Krypton/Polycrome/Orange)	Nr	29,100.00
EL08	Supply and fixing 16" sweep wall fan with 13 Amp max socket outlet ,Necessary concealed conduit wiring (1/1.13 wire 1.0mm2, 1/1.13 earth wire 1mm2) all complete as per instruction. Make (USHA Mist Air ZX/ Telesonic TL-1621) with 1 years warranty (SLSI Approved makes) fixed to wall with Philips screws (Socket - ACL/Chint/Krypton/Orange) (Cable - ACL Fire Guard/Kelani/Orange/Sierra) (Conduit - Polycrome/Krypton) (Fittings - Krypton/Polycrome/Orange)	Nr	20,000.00
EL09	Supply and fixing 16" sweep wall fan with 13 maxAmp socket outlet ,Necessary concealed conduit wiring (1/1.13 wire 1.0mm2, 1/1.13 earth wire 1mm2) all complete as per instruction. Make KDK with warranty (SLSI Approved makes Model - M40C) fixed to wall with Philips screws (Socket - ACL/Chint/Krypton/Orange) (Cable - ACL Fire Guard/Kelani/Orange/Sierra) (Conduit - Polycrome/Krypton) (Fittings - Krypton/Polycrome/Orange)	Nr	39,200.00
EL10	Supply and Fixing 16"(40cm) Orbital fan with speed controller concealed necessary wiring (PVC) 1/1.13 1mm2 phase + neutral , 1/1.13 1mm2 earth wire including gang switch. All complete as per instruction. (make - Orbital fan KDK (model No M40R) original make company with certificate SLS approved) (Switches - ACL/Chint/Krypton/Orange) (Cable - ACL Fire Guard/Kelani/Orange/Sierra) (Conduit -Polycrome/Krypton) (Fittings - Krypton/Polycrome/Orange)	Nr	49,400.00
EL11	Supply and fixing 56" sweep ceiling fan and electronic fan speed controller with PVC casing wiring (1/1.13 1mm2 wire / 1/1.13 1mm2 earth wire) including gang switch all complete as per instruction. (USHA ATOM EX 56 " with 2 years warranty / Telesonic Supreme with safety switch and cable with 3 years warranty) (SLS Approved makes) (Switches - ACL/Chint/Krypton/Orange) (Cable - ACL Fire Guard/Kelani/Orange/Sierra) (Casing - Polycrome/Krypton) (Fittings - Krypton/Polycrome/Orange)	Nr	21,500.00

Code	Description	Unit	Rate (LKR)
EL12	Supply and fixing 56" sweep ceiling fan and electronic fan speed controller with PVC casing wiring (1/1.13 1mm2 wire / 1/1.13 1mm2 earth wire) including gang switch all complete as per instruction with safety cable and switch (Make KDK with warranty) (SLS Approved makes) (Model - N56RG) (Switches - ACL/Chint/Krpton/Orange) (Cable - ACL Fire Guard/Kelani/Orange/Sierra) (Casing - Polycrome/Krypton) (Fittings - Krypton/Polycrome/Orange)	Nr	28,700.00
EL13	Supply and fixing 56" ceiling fan with fan speed controller including connecting materials (make KDK model N56RG SLS company warrenty certificate) all complete as per the instruction.	Nr	23,400.00
EL14	Supply and fixing 12" (300mm fan blade) Exhaust fan (Plastic louver type) including electricity connect and all complete as per the instruction.(make Orange Electric/ Telesonic Deluxe)	Nr	13,100.00
EL15	Refixing of existing ceiling fan including fixing materials / cleaning all complete as per the instruction.	Nr	875.00
EL16	Supply and fixing 01 No. Pendent type lamp (7 W LED Bulb - efficacy:85 lumen/W or above with two years warranty) with GANG switch Complete with necessary concealed conduit wiring as per working order.(Switches - ACL/Chint/Krpton/Orange) (Cable - ACL Fire Guard/Kelani/Orange/Sierra) (Conduit - Polycrome/Krypton) (Fittings - Krypton/Polycrome/Orange) (Bulb - Orange electric DOB/DIMO ECO led /Green ECO smart) [Cable SLS 733, Switch SLS 1000 Bulb SLS 984]	Nr	6,750.00
EL17	Supply and fixing 01 No. Pendent type lamp(9 W LED Bulb - efficacy:85 lumen/W or above with two years warranty) with GANG switch Complete with necessary concealed conduit wiring as per working order.(Switches - ACL/Chint/Krpton/Orange) (Cable - ACL Fire Guard/Kelani/Orange/Sierra) (fittings - krypton/Polycrome/Orange) (Conduit - Polycrome/Krypton) (Bulb - Orange electric DOB/DIMO ECO led /Green ECO smart)) [Cable SLS 733, Switch SLS 1000 Bulb SLS 984]	Nr	6,810.00
EL18	Supply and fixing 01 No. Pendent type lamp(12W LED Bulb - efficacy:85 lumen/W or above with two years warranty) with GANG switch Complete with necessary concealed conduit wiring as per working order.(Switches - ACL/Chint/Krpton/Orange) (Cable - ACL Fire Guard/Kelani/Orange/Sierra) (Fittings - Krypton/Polycrome/Orange) (Conduit - Polycrome/Krypton)(Bulb - Orange electric DOB/DIMO ECO led /Green ECO smart) [Cable SLS 733, Switch SLS 1000 Bulb SLS 984]	Nr	6,940.00

Code	Description	Unit	Rate (LKR)
EL19	Supply and fixing 01 No. Pendant type lamp 18 W LED Hi power Bulb - efficacy:85 lumen/W or above with two years warranty) with GANG switch Complete with necessary concealed conduit wiring as per working order.(Switches - ACL/Chint/Krpton/Orange) (Cable - ACL Fire Guard/Kelani/Orange/Sierra) (Fittings - Krypton/Polycrome/Orange) (Conduit - Polycrome/Krypton) (Bulb - Orange electric DOB/DIMO ECO led /Green ECO smart) [Cable SLS 733, Switch SLS 1000 Bulb SLS 984]	Nr	8,540.00
EL20	Supply and fixing 01 No. Angel/Batten Type lamp including (7 W LED Bulb - efficacy:85 lumen/W or above with two years warranty) with. Approved quality Gang switch including necessary concealed conduit wiring as per working order. (Switches - ACL/Chint/Krpton/Orange) (Cable - ACL Fire Guard/Kelani/Orange/Sierra)(Fittings - Krypton/Polycrome/Orange) (Conduit - Polycrome/Krypton) (Bulb - Orange electric DOB/DIMO ECO led /Green ECO smart)[Cable SLS 733, Switch SLS 1000 Bulb SLS 984]	Nr	6,410.00
EL21	Supply and fixing 01 No. Angel/Batten Type lamp including (9 W LED Bulb - efficacy:85 lumen/W or above with two years warranty) with Approved quality Gang switch including necessary concealed conduit wiring as per working order. (Switches - ACL/Chint/Krpton/Orange) (Cable - ACL Fire Guard/Kelani/Orange/Sierra) (Fittings - Krypton/Polycrome/Orange) (Conduit - Polycrome/Krypton) (Bulb - Orange electric DOB/DIMO ECO led /Green ECO smart)[Cable SLS 733, Switch SLS 1000 Bulb SLS 984]	Nr	6,470.00
EL22	Supply and fixing 01 No. Angel/Batten Type lamp including (12W LED Bulb - efficacy:85 lumen/W or above with two years warranty) with Approved quality Gang switch including necessary concealed conduit wiring as per working order. (Switches - ACL/Chint/Krpton/Orange) (Cable - ACL Fire Guard/Kelani/Orange/Sierra) (Fittings - Krypton/Polycrome/Orange) (Conduit - Polycrome/Krypton) (Bulb - Orange electric DOB/DIMO ECO led /Green ECO smart)[Cable SLS 733, Switch SLS 1000 Bulb SLS 984]	Nr	6,600.00
EL23	Supply and fixing pendant type lamp (12W LED bulb- efficacy 85 lumen/W or above with 2 years warranty) with gang switch complete with necessary PVC casing wiring as per working order (Switches - ACL/Chint/Krpton/Orange) (Cable - ACL Fire Guard/Kelani/Orange/Sierra) (Fittings - Krypton/Polycrome/Orange) (Casing - Polycrome/Krypton) (Bulb - Orange electric DOB/DIMO ECO led /Green ECO smart)	Nr	6,470.00

Code	Description	Unit	Rate (LKR)
EL24	Supply and fixing angle or straight batten type lamp including (12W LED bulb-efficacy 100 lumen/W or above with 2 years warranty) with approved quality gang switch including necessary PVC casing wiring as per working order (Switches - ACL/Chint/Krpton/Orange) (Cable - ACL Fire Guard/Kelani/Orange/Sierra) (Fittings - Krypton/Polycrome/Orange) (Casing - Polycrome/Krypton)(Bulb - Orange electric DOB/DIMO ECO led /Green ECO smart)	Nr	6,130.00
EL25	Supply and fixing 12W LED pendent type lamp point (fittings only) including 12W LED bulb- (efficacy 85 lumen/W or above with 2 years warranty)/pendant holder/2 core/Ceiling rose/ Round block all complete as per the instruction.(Cable - ACL Fire Guard/Kelani/Orange/Sierra) (Fittings - Krypton/Polycrome/Orange) (Bulb - Orange electric DOB/DIMO ECO led /Green ECO smart)	Nr	2,050.00
EL26	Supply and fixing 12W LED angel batten type lamp point (fittings only) including 12W LED bulb- (efficacy 85 lumen/W or above with 2 years warranty)/Angel batten holder/ Round block all complete as per the instruction. (Cable - ACL Fire Guard/Kelani/Orange/Sierra) (Fittings - Krypton/Polycrome/Orange) (Bulb - Orange electric DOB/DIMO ECO led /Green ECO smart)	Nr	1,520.00
EL27	Supplying and fixing Water proof wall lamp shade(bulk head type) with , 9W LED bulb (efficacy: 85 lumen/W or above with two years warranty) and necessary concealed conduit wiring including one GANG sunk switch complete as per working order.(Switches - ACL/Chint/Krpton/Orange) (Cable - ACL Fire Guard/Kelani/Orange/Sierra) (Fittings - Krypton/Polycrome/Orange) (Conduit - Polycrome/Krypton) (Bulb - Orange electric DOB/DIMO ECO led /Green ECO smart) [Cable SLS 733, Switch SLS 1000 Bulb SLS 984](Water proof wall lamp shade prime cost without VAT Rs.1,650.00)	Nr	8,150.00
EL28	Supplying and fixing globe type wall lamp shade with (9 W LED Bulb - efficacy:85 lumen/W or above with two years warranty) for inside of the Building, including necessary concealed conduit wiring with sunk type GANG switch .. as per working order. (Switches - ACL/Chint/Krpton/Orange) (Cable - ACL Fire Guard/Kelani/Orange/Sierra) (Fittings - Krypton/Polycrome/Orange) (Conduit - Polycrome/Krypton) (Bulb - Orange electric DOB/DIMO ECO led /Green ECO smart) [Cable SLS 733, Switch SLS 1000] (Globe type wall lamp shade prime cost without VAT Rs.1,850.00)	Nr	8,390.00

Code	Description	Unit	Rate (LKR)
EL29	Supplying and fixing approved quality. Electric bell with Bell push switch including necessary concealed conduit wiring as per working order.(Make Bell - POLYCROME)(Cable - ACL Fire Guard/Kelani/Orange/Sierra) (Fittings - Krypton/Polycrome/Orange) (Conduit - Polycrome/Krypton) [Cable SLS 733, Switch SLS 1000](Bell prime cost without VAT Rs.1,300.00)	Nr	7,580.00
EL30	Supply and Fixing 6 W LED Panel light (recess /square/circular type) Day light two years warranty with all complete as per instruction (Bulb - Orange electric ECO LED/DIMO ECO led/Green Standard) efficacy : 85 lumen / W or above	Nr	3,080.00
EL31	Supply and Fixing 12 W LED Panel light (recess /square circular/type) Day light two years warranty with all complete as per instruction (Bulb - Orange electric ECO LED/DIMO ECO led/Green Standard) efficacy : 85 lumen / W or above	Nr	4,110.00
EL32	Supply and Fixing 18 W LED Panel light (recess /square circular/type) Day light two year warranty with all complete as per instruction (Bulb - Orange electric ECO LED/DIMO ECO led/Green Standard) efficacy : 85 lumen / W or above	Nr	4,780.00
EL33	Supply and Fixing 6 W LED Panel light (Surface mounted/square/circular type) Day light two years warranty with all complete as per instruction (Orange electric ECO LED/DIMO ECO led/Green Standard) efficacy : 85 lumen / W or above	Nr	3,520.00
EL34	Supply and Fixing 12 W LED Panel light (Surface mounted/square/circular type) Day light two years warranty with all complete as per instruction (Bulb - Orange electric ECO LED/DIMO ECO led/Green Standard) efficacy : 85 lumen / W or above	Nr	4,610.00
EL35	Supply and Fixing 18 W LED Panel light (Surface mounted/square/circular type) Day light two years warranty with all complete as per instruction (Bulb - Orange electric ECO LED/DIMO ECO led/Green Standard) efficacy : 85 lumen / W or above	Nr	5,460.00
EL36	Supply and Fixing concealed 1Nr point wiring (PVC) including 1/1.13 1mm2 1Cx2 wire/ gang switch/ sunk box and fixing materials. All complete as per instruction. (Switches - ACL/Chint/Krpton/Orange) (Cable - ACL Fire Guard/Kelani/Orange/Sierra) (Fittings - Krypton/Polycrome/Orange) (Conduit - Polycrome/Krypton)	Nr	4,850.00
EL37	Dismantling 01 Nr Lamp point / Socket out let / ceiling fan point - including all wiring , conduits, accessories..etc.	Nr	292.00
EL38	Supplying & fixing 20A 2 pole switch with Neon indicator type incl: single Sunk box all complete as per instruction (Switches - ACL/Chint/Krpton/Orange) [Switch SLS 1000](Fittings - Krypton/Polycrome/Orange)	Nr	2,340.00

Code	Description	Unit	Rate (LKR)
EL39	Supplying & fixing electronic hum free fan controller with sunk Box (Controller -ACL/Chint/krypton/Orange) [Switch SLS 1000](Fittings - Krypton/Polycrome/Orange)	Nr	2,360.00
EL40	Supply and fixing 13 Amp Socket outlet , Sunk Box,wall plug & screws. all complete as per instruction (Socket - ACL/Chint/Krypton/Orange)(Fittings - Krypton/Polycrome/Orange)	Nr	1,250.00
EL41	Supply and fixing 1 gang switch include sunk box,wall plug & screws. all complete as per the instruction.(Switch - ACL/Chint/Krypton/Orange) (Fittings - Krypton/Polycrome/Orange)	Nr	750.00
EL42	Supply and fixing 2 gang switch include sunk box,wall plug & screws. all complete as per the instruction.(Switches - ACL/Chint/Krpton/Orange) (Fittings - Krypton/Polycrome/Orange)	Nr	1,090.00
EL43	Supply and fixing 3 gang switch include sunk box,wall plug & screws. all complete as per the instruction.(Switches - ACL/Chint/Krpton/Orange) (Fittings - Krypton/Polycrome/Orange)	Nr	1,400.00
EL44	Supply and fixing 4 gang switch include sunk box, wall plug & screws. all complete as per the instruction.(Switches - ACL/Chint/Krpton/Orange) (Fittings - Krypton/Polycrome/Orange)	Nr	1,660.00
EL45	Supply and fixing 5 gang switch include sunk box ,wall plug & screws. all complete as per the instruction.(Switches - ACL/Chint/Krpton/Orange) (Fittings - Krypton/Polycrome/Orange)	Nr	1,960.00
EL46	Supplying and fixing 13A Plug Top (ACL/Orange/Polycrome) All Complete as per Instruction maintenance purpose only	Nr	540.00
EL47	Supplying and fixing consumer unit 04 way surface mounted M.C.B type (incl.32 Amp. D.P MCB,40 Amp/30 mA-D.P RCCB, 4 nrs M.C.B (6 Amp.-16 Amp.)500 encloser box & bus bar fixing Philips screws (MCB - Make - Orange electric 10kA/ Schneider/Chint EB/NB7/SIMENS 5SL6 Betagard) (RCCB Make - Orange electric 10kA/Schneider/Chint NL1/SIMENS 5SV5) (Enclosure - Polycrome) Original Makes with company warranty Certificate. all complete as per instruction	Nr	21,100.00
EL48	Supplying and fixing consumer unit 06 way surface mounted M.C.B type (incl.32 Amp. D.P MCB,40 Amp/30 mA-D.P RCCB, 6 nrs M.C.B (6 Amp.-16 Amp.)700 encloser box & bus bar fixing Philips screws (MCB-Make -Orange electric 10kA/ Schneider/Chint NB 7/EB/SIMENS 5SL6 Betagard) (RCCB Make - Orange electric 10kA/Schneider/Chint NL1/SIMENS 5SV5) (Enclosure- Polycrome) Original Makes with company warranty Certificate. all complete as per instruction	Nr	24,400.00

Code	Description	Unit	Rate (LKR)
EL49	Supplying and fixing consumer unit 08way surface mounted M.C.B type (incl.32 Amp. D.P MCB,40 Amp/30 mA-D.P RCCB, 8 nrs M.C.B (6 Amp.-16 Amp.)900 ABC enclosure box & bus bar ,fixing Philips screws (MCB-Make -Orange electric 10kA/ Schneider/Chint NB 7/EB/SIMENS 5SL6 Betagard) (RCCB Make -Orange electric 10kA/Schneider/Chint NL1/SIMENS 5SV5) (Enclosure- Polychrome)Original Makes with company warranty Certificate. all complete as per instruction	Nr	27,700.00
EL50	Supplying and fixing consumer unit 10 way surface mounted M.C.B type (incl.32 Amp. D.P MCB,40 Amp/30 mA-D.P RCCB, 10 nrs M.C.B (6 Amp -16 Amp.)900 enclosure box & bus bar , fixing Philips screws (MCB-Make - Orange electric 10kA/ Schneider/Chint NB 7/EB/SIMENS 5SL6 Betagard) (RCCB Make - Orange electric 10kA/Schneider/Chint NL1/SIMENS 5SV5) (Enclosure - Polychrome)Original Makes with company warranty Certificate. all complete as per instruction	Nr	30,800.00
EL51	Supplying and fixing consumer unit 12 way surface mounted M.C.B type (incl.32 Amp. D.P MCB,40 Amp/30 mA-D.P RCCB, 12 nrs M.C.B (6 Amp.-16 Amp.)1019 ABC enclosure box & bus bar) (MCB-Make -Orange electric 10kA/ Schneider/Chint NB 7/EB/SIMENS 5SL6 Betagard) (RCCB Make - Orange electric 10kA/Schneider/Chint NL1/SIMENS 5SV5) (Enclosure - Polychrome) fixing Philipsscrews Original Makes with company warranty Certificate. all complete as per instruction	Nr	35,100.00
EL52	Supplying and fixing Copper Bonded Earth Rod (12.7mm x 1500mm) including earth clamp type A . All Complete as per Instruction.	Nr	4,940.00
EL53	Supplying and fixing Copper Bonded Earth Rod 16 mm dia x 3000mm including earth clamp type A . All Complete as per Instruction.	Nr	11,150.00
EL54	Supplying and fixing 2" dia galvanized iron earth pipe 6'-0"(1800 mm) long (heavy duty) and connected the7/1.04 earth wire (6mm ²) with cable LUG . Including brick chamber with cover slab as per Drawing. (DB to Earth pipe cable/ conduit length 8 m) [Cable SLS 733] (Cable - ACL Fire Guard/Kelani/Orange/Sierra)) (for 30A , single/ three phase supplies only)	Nr	15,650.00
EL55	Supplying and fixing 2" dia galvanized iron earth pipe 6'-0"(1800 mm) long (heavy duty) and connected the7/1.70 earth wire (16mm ²) with cable LUG . Including brick chamber with cover slab as per Drawing. (DB to Earth pipe cable / conduit length 8 m) [Cable SLS 733] (Cable - ACL Fire Guard/Kelani/Orange/Sierra)(for 60A three phase supplies only)	Nr	21,600.00

Code	Description	Unit	Rate (LKR)
EL56	Supplying and fixing 2"x2"x1/4" Angle iron bracket for main supply electricity connection about 5'-0" long. Angle iron bar, bent to " L " shape and fixed to roof end with necessary bolt and nut. Apply two coats of anticorrosive paint to angle iron.	Nr	4,400.00
EL57	Supplying and fixing Ceramic pulley with "D" bracket for Electricity connection. all complete as per instruction	Nr	2,090.00
EL58	Supplying & laying 25mm (0-1") conduits including(junction box / bend/ sheeting materials/ Solvent cement...etc.)All complete as per instruction (Conduit - Polychrome/Krypton) (Junction Box - Polychrome)	m	328.00
EL59	Supplying & laying 25mm (0-1") conduits including(DEEP MOUNTING junction box / bend/ Solvent cement...etc.)All complete as per instruction (Conduit - Polychrome/Krypton) (DEEP MOUNTING Junction Box - Polychrome)	m	341.00
EL60	laying 25mm (0-1") conduits inside the slab all complete as per the instruction	m	116.00
EL61	Supplying and fixing 1/1.13 2 x 1C (Cu/PVC/PVC) single phase Wire (1 mm ²) [(Cable - ACL Fire Guard/Kelani/Orange/Sierra) [Cable SLS 733]	m	188.00
EL62	Supplying and fixing 1/1.38 2 x 1C (Cu/PVC/PVC) Sub Main Wire (Copper -1.5 mm ²) [(Cable - ACL Fire Guard/Kelani/Orange/Sierra) - Cable SLS 733] or 7/0.53 (1.5mm ²)	m	342.00
EL63	Supplying and fixing 7/0.53 (Cu/PVC/PVC) (Twin) P.V.C (Cu)Sub Main Wire (1.5 mm ²) [(Cable - ACL Fire Guard/Kelani/Orange/Sierra) - Cable SLS 733]	m	337.00
EL64	Supplying and fixing (7/0.67)(Cu/PVC/PVC) (Twin) P.V.C (Cu) Sub Main Wire (2.5 mm ²) [(Cable - ACL Fire Guard/Kelani/Orange/Sierra) Cable SLS 733]	m	486.00
EL65	Supplying and fixing 7/0.85 (Cu/PVC/PVC) (Twin) Main wire (4 mm ²) (Cable - ACL Fire Guard/Kelani/Orange/Sierra) - Cable SLS 733	m	725.00
EL66	Supplying and fixing (7/1.04) (Cu/PVC/PVC) (Twin) Main wire (6mm ²) (Cable - ACL Fire Guard/Kelani/Orange/Sierra) - Cable SLS 733	m	1,030.00
EL67	Supplying and fixing 7/1.35 (Cu/PVC/PVC) Main wire 2 x 1C Cables (10mm ²) (Cable - ACL Fire Guard/Kelani//Orange/Sierra) [Cable SLS 733]	m	1,690.00
EL68	Supplying and fixing 7/1.35 (Cu/PVC/PVC) Main wire 2 Core Cables (10mm ²) (Cable - ACL Fire Guard/Kelani//Orange/Sierra) [Cable SLS 733]	m	1,710.00
EL69	Supplying and fixing 7/1.70 (Cu/PVC/PVC) Main wire 2 x 1C Cables (16mm ²) (Cable - ACL Fire Guard/Kelani/Orange/Sierra) - Cable SLS 733]	m	2,560.00
EL70	Supplying and fixing 7/1.70 (Cu/PVC/PVC) Main wire 2 Core Cables (16mm ²) (Cable - ACL Fire Guard/Kelani/Orange/Sierra) [Cable SLS 733]	m	2,580.00

Code	Description	Unit	Rate (LKR)
EL71	Supplying and fixing 30 / 0.25 (1.5 mm2) 3 core wire. All Complete as per Instruction (Cable - ACL Fire Guard/Kelani/Orange/Sierra)	m	555.00
EL72	Supplying and fixing 7/0.67 (Cu/PVC) (2.5 mm2) Earth wire. All Complete as per Instruction (Cable - ACL Fire Guard/Kelani/Orange/Sierra)	m	223.00
EL73	Supplying and fixing 7/0.85 (Cu/PVC) (4 mm2) Earth wire. All Complete as per Instruction(Cable - ACL Fire Guard/Kelani/Orange/Sierra)	m	346.00
EL74	Supplying and fixing 7/1.04 (Cu/PVC) (6 mm2) Earth wire. All Complete as per Instruction (Cable - ACL Fire Guard/Kelani/Orange/Sierra)	m	493.00
EL75	Supplying and fixing 7/1.35 (Cu/PVC) (10- mm2) Earth wire. All Complete as per Instruction (Cable - ACL Fire Guard/Kelani/Orange/Sierra)	m	815.00
EL76	Supplying and fixing 7/1.70 (Cu/PVC)(16- mm2) Earth wire. All Complete as per Instruction (Cable - ACL Fire Guard/Kelani/Orange/Sierra)	m	1,240.00
EL77	Supplying and fixing 7/2.14 (Cu/PVC)(25- mm2) Earth wire. All Complete as per Instruction (Cable - ACL Fire Guard/Kelani/Orange/Sierra)	m	2,730.00
EL78	Supplying and fixing 19/1.53 (Cu/PVC)(35- mm2) Earth wire. All Complete as per Instruction (Cable - ACL Fire Guard/Kelani/Orange/Sierra)	m	3,440.00
EL79	Supplying & fixing 7/1.04(6mm2) , 2 core (Cu/PVC/PVC) (single phase main wire) & 7/1.04(6mm2) earth wire , incl: PVC conduit all complete as per instruction(Cable - ACL Fire Guard/Kelani/Orange/Sierra) (Conduit - Polycrome/Krypton)[Cable SLS 733]	m	1,730.00
EL80	Supplying & fixing 7/1.04(6mm2)(Cu/PVC/PVC) , 1 core x 2 (single phase main wire) & 7/1.04(6mm2) earth wire , incl: PVC conduit all complete as per instruction (Cable - ACL Fire Guard/Kelani/Orange/Sierra) (Conduit - Polycrome/Krypton) [Cable SLS 733]	m	1,720.00
EL81	Supplying & fixing 7/1.04(6mm2) ,4 x 1c ,three phase main wire incl: PVC conduit all complete as per instruction (Cable - ACL Fire Guard/Kelani/Orange/Sierra) (Conduit - Polycrome/Krypton) - Cable SLS 733	m	2,490.00
EL82	Supplying & fixing 7/1.35(10 mm2) (Cu/PVC/PVC) , 4 x 1C ,three phase main wire incl: PVC conduit all complete as per instruction (Cable - ACL Fire Guard/Kelani/Orange/Sierra) (Conduit - Polycrome/Krypton) - Cable SLS 733]	m	3,840.00
EL83	Supplying & fixing 7/1.70(16mm2)(Cu/PVC/PVC) , 4 x 1C ,three phase main wire incl: PVC conduit all complete as per instruction (Cable - ACL Fire Guard/Kelani/Orange/Sierra) (Conduit - Polycrome/Krypton) Cable SLS 733]	m	5,780.00

Code	Description	Unit	Rate (LKR)
EL84	Supplying & fixing 7/1.04(6mm2)(Cu/PVC/PVC) ,4 x 1C ,three phase main wire & 7/1.04 (6mm2) earth wire incl: PVC Conduit all complete as per instruction (Cable - ACL Fire Guard/Kelani/Orange/Sierra) (Conduit - Polycrome/Krypton)- Cable SLS 733	m	2,990.00
EL85	Supplying & fixing 7/1.35(Cu/ PVC/PVC)(10mm2) ,4 x 1C ,three phase main wire & 7/1.35 (10mm2) earth wire incl: PVC Conduit all complete as per instruction(Cable - ACL Fire Guard/Kelani/Orange/Sierra) (Conduit - Polycrome/Krypton)	m	4,780.00
EL86	Supply and Fixing 7/0.67 (Cu/PVC/PVC)2.5mm2 1 core x 2 cables and 7/0.67 2.5 mm2 Earth wire including P.V.C. trunking (20 mm x 12.5 mm). All complete as per instruction (Cable - ACL Fire Guard/Kelani/Orange/Sierra) (PVC trunking - Krypton/Polycrome)	m	880.00
EL87	Supply and Fixing 7/0.85 (Cu/ PVC/PVC) 4mm2 1 core x 2 cables and 7/0.67 2.5 mm2 Earth wire including P.V.C. trunking (20 mm x 12.5 mm). All complete as per instruction (Cable - ACL Fire Guard/Kelani/Orange/Sierra) (PVC trunking - Krypton/Polycrome)	m	1,150.00
EL88	Supplying & fixing 7/1.04(6mm2) , 2 core (Cu/PVC/PVC) (single phase main wire) & 7/1.04(6mm2) earth wire , incl: PVC trunking (25 mm X 16 mm) all complete as per instruction[(Cable - ACL Fire Guard/Kelani/Orange/Sierra) (PVC trunking - Krypton/Polycrome) SLS 733]	m	1,810.00
EL89	Supplying & fixing 7/1.04(6mm2) (Cu/PVC/PVC), 1 core x 2 (single phase main wire) & 7/1.04(6mm2) earth wire , incl: PVC trunking (25mm X 16 mm) all complete as per instruction (Cable - ACL Fire Guard/Kelani/Orange/Sierra) (PVC trunking - Krypton/Polycrome) Cable SLS 733]	m	1,810.00
EL90	Supply and Fixing 7/0.67 2.5mm2 1 core x 4 cables and 7/0.67 2.5 mm2 Earth wire including 40 mm x 16 mm P.V.C. trunking All complete as per instruction (Cable - ACL Fire Guard/Kelani/Orange/Sierra) (PVC trunking - Krypton/Polycrome)	m	1,530.00
EL91	Supply and Fixing 7/0.85 4mm2 1 core x 4 cables and 7/0.67 2.5 mm2 Earth wire including 40 mm x 16 mm P.V.C. trunkingAll complete as per instruction (Cable - ACL Fire Guard/Kelani/Orange/Sierra) (PVC trunking - Krypton/Polycrome)	m	2,010.00
EL92	Supplying & fixing 7/1.04(6mm2)(Cu/PVC/PVC) , 4 x 1C ,three phase main wire incl: PVC trunking (40 mm X 25 mm)all complete as per instruction (Cable - ACL Fire Guard/Kelani/Orange/Sierra) (PVC trunking - Krypton/Polycrome) - Cable SLS 733	m	2,490.00

Code	Description	Unit	Rate (LKR)
EL93	Supplying & fixing 7/1.04(6mm ²) (Cu/PVC/PVC) , 4 x 1C ,three phase main wire & 7/1.04 (6mm ²) earth wire incl: PVC trunking(40mm x 25mm)all complete as per instruction(Cable - ACL Fire Guard/Kelani/Orange/Sierra) (PVC trunking - Krypton/Polycrome) - Cable SLS 733	m	2,990.00
EL94	Supplying & fixing 7/1.35(10mm ²) (Cu/PVC/PVC) ,4x 1C ,three phase main wire incl: PVC trunking (40 mm X 25mm)all complete as per instruction (Cable - ACL Fire Guard/Kelani/Orange/Sierra) (PVC trunking - Krypton/Polycrome) - Cable SLS 733]	m	3,840.00
EL95	Supplying & fixing 7/1.35(Cu/ PVC/PVC)(10mm ²) , 4 x 1C ,three phase main wire & 7/1.35 (10mm ²) earth wire incl: PVC trunking(40mm x 25mm)all complete as per instruction (Cable - ACL Fire Guard/Kelani/Orange/Sierra) (PVC trunking - Krypton/Polycrome)	m	4,650.00
EL96	Supplying & fixing 7/1.70(16mm ²) (Cu/PVC/PVC) ,4x 1C ,three phase main wire incl: PVC trunking (50mm X 25mm)all complete as per instruction (Cable - ACL Fire Guard/Kelani/Orange/Sierra) (PVC trunking - Krypton/Polycrome)- Cable SLS 733]	m	5,730.00
EL97	Supply and installation of 25 mm ² 4core Armoured cable CU/XLPE/SWA/PVC including manual excavation (0.45m (W) x 0.7m (H))/ back filing/ river sand filing (0.45m (W) x 0.2m(H))/ (300mm x 150mm x 50mm) 1:2:4 concrete tile bedding and all complete as per the instruction (Cable - ACL Fire Guard/Kelani/Orange/Sierra)	m	14,450.00
EL98	Supply and installation of 35 mm ² 4core Armoured cable CU/XLPE/SWA/PVC including manual excavation (0.45m (W) x 0.7m (H))/ back filing/ river sand filing (0.45m (W) x 0.2m(H))/ (300mm x 150mm x 50mm) 1:2:4 concrete tile bedding and all complete as per the instruction (Cable - ACL Fire Guard/Kelani/Orange/Sierra)	m	18,500.00
EL99	Supply and installation of 50 mm ² 4core Armoured cable CU/XLPE/SWA/PVC including manual excavation (0.45m (W) x 0.7m (H))/ back filing/ river sand filing (0.45m (W) x 0.2m(H))/ (300mm x 150mm x 50mm) 1:2:4 concrete tile bedding and all complete as per the instruction (Cable - ACL Fire Guard/Kelani/Orange/Sierra)	Nr	23,650.00
EL100	Supply and installation of 70 mm ² 4core Armoured cable CU/XLPE/SWA/PVC including manual excavation (0.45m (W) x 0.7m (H))/ back filing/ river sand filing (0.45m (W) x 0.2m(H))/ (300mm x 150mm x 50mm) 1:2:4 concrete tile bedding and all complete as per the instruction (Cable - ACL Fire Guard/Kelani/Orange/Sierra)	m	33,300.00

Code	Description	Unit	Rate (LKR)
EL101	Supply and installation of 95 mm ² 4core Armoured cable CU/XLPE/SWA/PVC including manual excavation (0.45m (W) x 0.7m (H))/ back filing/ river sand filing (0.45m (W) x 0.2m(H))/ (300mm x 150mm x 50mm) 1:2:4 concrete tile bedding and all complete as per the instruction (Cable - ACL Fire Guard/Kelani/Orange/Sierra)	m	44,000.00
EL102	Supply and installation of 120 mm ² 4core Armoured cable CU/XLPE/SWA/PVC including manual excavation (0.45m (W) x 0.7m (H))/ back filing/ river sand filing (0.45m (W) x 0.2m(H))/ (300mm x 150mm x 50mm) 1:2:4 concrete tile bedding and all complete as per the instruction (Cable - ACL Fire Guard/Kelani/Orange/Sierra)	m	54,800.00
EL103	Supply and installation of 150 mm ² 4core Armoured cable CU/XLPE/SWA/PVC including manual excavation (0.45m (W) x 0.7m (H))/ back filing/ river sand filing (0.45m (W) x 0.2m(H))/ (300mm x 150mm x 50mm) 1:2:4 concrete tile bedding and all complete as per the instruction (Cable - ACL Fire Guard/Kelani/Orange/Sierra)	m	66,300.00
EL104	Supply and Fixing 20mm Dia PVC conduit including fixing materials. All complete as per instruction.(Conduit - Polycrome/Krypton)	m	229.00
EL105	Supply and Fixing 25mm Dia PVC conduit including fixing materials. All complete as per instruction.(Conduit - Polycrome/Krypton)	m	261.00
EL106	Supply and Fixing 20mm x 12.5mm PVC Trunking with wall plugs & screws. All complete as per instruction (PVC trunking - Krypton/Polycrome)	m	259.00
EL107	Supply and Fixing 25mm x 16mm PVC Trunking with wall plugs & screws. All complete as per instruction (PVC trunking - Krypton/Polycrome)	m	286.00
EL108	Supply and Fixing 40mm x 16mm PVC Trunking with wall plugs & screws. All complete as per instruction (PVC trunking - Krypton/Polycrome)	m	469.00
EL109	Supply and Fixing 40mm x 25mm PVC Trunking with wall plugs & screws. All complete as per instruction (PVC trunking - Krypton/Polycrome)	m	545.00
EL110	Supply and Fixing 50mm x 25mm PVC Trunking with wall plugs & screws. All complete as per instruction (PVC trunking - Krypton/Polycrome)	m	635.00
EL111	Supply and Fixing 50mm x 50mm PVC Trunking with wall plugs & screws. All complete as per instruction (PVC trunking - Krypton/Polycrome)	m	1,000.00
EL112	Supply and Fixing 50mm x 75mm PVC trunking with screws & wall plugs. All complete as per instruction (PVC trunking - Krypton/Polycrome)	m	1,240.00

Code	Description	Unit	Rate (LKR)
EL113	Supply and Fixing 100mm x 50mm PVC Trunking with wall plugs & screws. All complete as per instruction (PVC trunking - Krypton/Polycrome)	m	1,510.00
EL114	Supplying and fixing 1 Nr. 1 pole MCB (6 A/ 10A/ 16A/ 20A/ 32A) (Make - Orange electric 10kA/ Schneider/Chint EB/SIMENS 5SL6 Betagard) Original Makes with company warranty Certificate. all complete as per instruction	Nr	1,280.00
EL115	Supplying and fixing 16 Amp/ 2 pole MCB incl; ABC 100 Box (Make -Orange electric 10kA/ Schneider/Chint NB 7/SIMENS 5SL6 Betagard) (Enclosure - Polycrome) Original Makes with company warranty Certificate. all complete as per instruction	Nr	4,850.00
EL116	Supplying and fixing 32 A / 2 pole MCB (Make - Orange electric 10kA/ Schneider/Chint NB 7/SIMENS 5SL6 Betagard) Original Makes with company warranty Certificate. all complete as per instruction	Nr	3,960.00
EL117	Supplying and fixing 32 Amp 2 pole MCB incl; ABC 100 Box (Make -Orange electric 10kA/ Schneider/Chint NB 7/SIMENS 5SL6 Betagard) (Enclosure - Polycrome) Original Makes with company warranty Certificate. all complete as per instruction	Nr	4,280.00
EL118	Supplying and fixing 16 Amp 3 pole MCB (Make -Orange electric 10kA/ Schneider/Chint NB 7/SIMENS 5SL6 Betagard) Original Makes with company warranty Certificate. all complete as per instruction	Nr	5,050.00
EL119	Supplying and fixing 32Amp/ 4pole MCB (Make -Orange electric 10kA/ Schneider/Chint NB 7/SIMENS 5SL6 Betagard) Original Makes with company warranty Certificate. all complete as per instruction	Nr	9,150.00
EL120	Supplying and fixing 32 Amp/ 4 pole MCB. Including ABC 400 Box (Make - Orange electric 10kA/ Schneider/Chint NB 7/SIMENS 5SL6 Betagard) (Enclosure - Polycrome) Original Makes with company warranty Certificate. all complete as per instruction	Nr	10,200.00
EL121	Supplying and fixing 63 Amp/ 4 pole MCB (Make - Orange electric 10kA/ Schneider/Chint NB 7/SIMENS 5SL6 Betagard) Original Makes with company warranty Certificate. all complete as per instruction	Nr	10,450.00
EL122	Supplying and fixing 40Amp/30mA/ 2 pole - RCCB (Make - Orange electric 10kA/ Schneider/Chint NL1/SIMENS 5SV5) Original Makes with company warranty Certificate. all complete as per instruction	Nr	9,500.00
EL123	Supplying and fixing 40 Amp/100mA/ 2 pole -RCCB (Make - Orange electric 10kA/ Schneider/Chint NL1/SIMENS 5SV5) Original Makes with company warranty Certificate. all complete as per instruction	Nr	11,450.00

Code	Description	Unit	Rate (LKR)
EL124	Supplying and fixing 63 Amp/100mA/ 2 pole -RCCB (Make - Orange electric 10kA/ Schneider/Chint NL1/SIMENS 5SV5) Original Makes with company warranty Certificate. all complete as per instruction	Nr	13,050.00
EL125	Supplying and fixing 4 pole 40 Amp / 100 mA -RCCB (Make - Orange electric 10kA/ Schneider/Chint NL1/SIMENS 5SV5) Original Makes with company warranty Certificate. all complete as per instruction	Nr	16,300.00
EL126	Supplying and fixing 4 pole 40 Amp / 300 mA -RCCB (Make - Orange electric 10kA/ Schneider/Chint NL1/SIMENS 5SV5) Original Makes with company warranty Certificate. all complete as per instruction	Nr	17,350.00
EL127	Supplying and fixing 4 pole 63 Amp / 100 mA -RCCB (Make - Orange electric 10kA/ Schneider/Chint NL1/SIMENS 5SV5) Original Makes with company warranty Certificate. all complete as per instruction	Nr	17,950.00
EL128	Supplying and fixing 4 pole 63 Amp / 300 mA -RCCB (Make - Orange electric 10kA/ Schneider/Chint NL1/SIMENS 5SV5) Original Makes with company warranty Certificate. all complete as per instruction	Nr	19,150.00
EL129	Supplying and fixing 4 pole M.C.C.B (30A, 40A,) -18kA(Make - Orange 10 kA/Schneider) Original Makes with company warranty Certificate. all complete as per instruction	Nr	22,500.00
EL130	Supplying and fixing 4 pole M.C.C.B (63A) -18kA (Make - Orange electric 10kA/Schneider) Original Makes with company warranty Certificate. all complete as per instruction	Nr	22,500.00
EL131	Supplying and fixing 4 pole M.C.C.B (100A) adjustable type-25 kA (Make - Schneider) Original Makes with company warranty Certificate. all complete as per instruction	Nr	50,800.00
EL132	Supplying and fixing 4 pole M.C.C.B (125A) adjustable type-25 kA(Make - Schneider) Original Makes with company warranty Certificate. all complete as per instruction	Nr	61,300.00
EL133	Supplying and fixing 4 pole M.C.C.B (160A) adjustable type-25 kA(Make - Schneider) Original Makes with company warranty Certificate. all complete as per instruction	Nr	76,200.00
EL134	Supplying and fixing 4 pole M.C.C.B (250A) adjustable type-25 kA (Make - Schneider) Original Makes with company warranty Certificate. all complete as per instruction	Nr	100,000.00
EL135	Supplying and Fixing 100ABC Enclosure Box (Surface mounted) fixed with brass screws all complete as per Instruction.(Enclosure-Polycrome)	Nr	900.00
EL136	Supplying and Fixing 400ABC Enclosure Box (Surface mounted) fixed with brass screws all complete as per Instruction.(Enclosure - Polycrome)	Nr	1,010.00
EL137	Supplying and Fixing 500 ABC Enclosure Box (Surface mounted) fixed with brass screws all complete as per Instruction.(Enclosure - Polycrome)	Nr	2,130.00

Code	Description	Unit	Rate (LKR)
EL138	Supplying and Fixing 700 ABC Enclosure Box (Surface mounted) fixed with brass screws all complete as per Instruction.(Enclosure - Polycrome)	Nr	2,370.00
EL139	Supplying and Fixing 900 ABC Enclosure Box (Surface mounted) fixed with brass screws all complete as per Instruction.(Enclosure - Polychrome)	Nr	2,980.00
EL140	Supplying and Fixing 1019 ABC Enclosure Box (Surface mounted) fixed with brass screws all complete as per Instruction.(Enclosure - Polycrome)	Nr	4,580.00
EL141	Supply and fixing 6mm ² copper lugs 4 Nr including color caps using the crimping tool due to cable fixing or connecting bus bar or MCB all complete as per the instruction.	Nr	810.00
EL142	Supply and fixing 10mm ² copper lugs 4 Nr including color caps using the crimping tool due to cable fixing or connecting bus bar or MCB all complete as per the instruction.	Nr	885.00
EL143	Supply and fixing 16mm ² copper lugs 4 Nr including color caps using the crimping tool due to cable fixing or connecting bus bar or MCB all complete as per the instruction.	Nr	970.00
EL144	Supplying & fixing earth cable , terminal connector, earth bus bar box , incl; metal box(200 x 200 x 150 mm) Cu tape, cable LUGs, colour caps (cable mark)all complete as per instruction	Nr	11,900.00
EL145	Supplying & fixing three phase 30A-60A Bus bar box incl: metal box ,Cu tape , insulator, LUGs, Colour cap , all complete as per instruction	Nr	15,600.00
EL146	Supplying & fixing cable junction box with connector bar (IP65) (Make-Polycrome) all complete as per instruction	Nr	1,920.00
EL147	Supplying & fixing submersible balloon type float switch incl: Out door water proof 100 x100 x 50 mm out door terminal box , 15 A three nr connectors complete as per instruction	Nr	5,400.00
EL148	Supply and Fixing suspension cord operated type float switch (RADAR- made Taiwan) fixing include for necessary screws All complete as per instruction.	Nr	7,200.00
EL149	Supplying and fixing 40 Amp 4 pole Isolator incl;4 way outdoor type (IP65 make PVC Enclosure)(Make - Orange electric 10kA/ Schneider/Chint NH4/SIMENS 5TL1). all complete as per instruction.	Nr	14,650.00
EL150	Supply and Fixing 40A 2pole Single phase change over switch(MCB type) including (200×300×75) metal enclosure / 2A 1P MCB/ Indicator/ internal wiring with materials. All complete as per instruction. (Change Over Make -Orange industrial 10kA)(MCB Make - Orange electric 10kA)	Nr	15,100.00

Code	Description	Unit	Rate (LKR)
EL151	Supply and Fixing 63A 4pole 3phase change over switch including metal enclosure (400 x 400 x 150) 2A 1P MCB/ Indicator buzzer/ 230V relay/ Change over switch are door opening inter lock handle type(complete sets) internal wiring with materials. All complete as per instruction. (Change Over Make - SOCOMAC) (MCB-Make -Orange electric 10kA/ Schneider/Chint NXB 63)	Nr	161,000.00
EL152	Supply and fixing surge arrester control panel including metal enclosure / 3 Nr 63A HRC fuse With holder set/ 20kA, 3P+N , SPD (Schneider EASY09) and internal wiring with materials all complete as per the instruction.	Nr	58,100.00
EL153	Supplying & fixing 2 1/2" dia (5800mm long) GI Pipe(2.3mm thickness) pole (original company makes "Pakistan") including Gr 20 concrete &, two coats of anticorrosive paint& covered with welded steel plats or end cap to the top of pole. Rate to including drilling , erection, & installation all complete as per the instruction	Nr	34,600.00
EL154	Supply and Fixing 8.3m wooden pole(Eucalyptus) applied oil treated by state timber corporation erection and installation. All complete as per instruction. Invoice or certificate should be handed over to the office	Nr	47,000.00
EL155	Supply and Fixing Stay wire and rod/ plate insulator assembly complete sets/ excavation and installation. All complete as per instruction.	Nr	20,400.00
EL156	Supply and Fixing 7/1.35 10mm ² 2core Aluminium main cable(BI). All complete as per instruction. (Cable - ACL/Kelani/Orange/Sierra)	m	500.00
EL157	Supply and Fixing 70 mm ² / 54.6mm ² 1Cx4 Aerial Bundle Conductors (ABC) 3 phase. Stringing and complete as per instruction. (Cable - ACL Fire Guard/Kelani/Orange/Sierra)	m	4,770.00
EL158	Supply and Fixing 95mm ² / 70mm ² 1Cx4 Aerial Bundle Conductors (ABC) 3 phase. Stringing and complete as per instruction. (Cable - ACL Fire Guard/Kelani/Orange/Sierra)	m	5,850.00
EL159	Supply and Fixing suspension clamps with pole bracket including galvanized 16mm x 200mm Nut and bolt. All complete as per instruction.	Nr	2,050.00
EL160	Supply and Fixing large angle clamps with pole bracket including galvanized Nut and bolt. All complete as per instruction.	Nr	3,480.00
EL161	Supply and Fixing Dead end clamps with pole bracket including galvanized 16mm x 200mm Nut and bolt. All complete as per instruction.	Nr	2,580.00
EL162	Supply and Fixing Bundle to service "T" connector (Bundle Tap). All complete as per instruction.	Nr	775.00
EL163	Supply and Fixing Bundle to Bundle "T" connector (Bundle Tap). All complete as per instruction.	Nr	1,210.00

Code	Description	Unit	Rate (LKR)
EL164	Supply and Fixing 3Nr 35mm ² cable(Cu) Lugs and Bimetal insulated 54.6mm ² Lugs including colour caps/ cable crimping method (crimping hydraulic tools) for ABC cable connecting and all complete as per instruction.	Nr	3,660.00
EL165	Supply and Fixing Bimetal insulated ABC cable lug 54.6mm ² and 70mm ² range 4Nrs set including cable crimping method (crimping hydraulic tools) for ABC cable connecting and all complete as per instruction.	Nr	8,050.00
EL166	Supply and Fixing Bimetal insulated ABC cable lug 70mm ² 1Nr + 95mm ² 3Nr set including cable Crimping method (crimping hydraulic tools) for ABC cable connecting and all complete as per instruction.	Nr	8,050.00
EL167	Supply and fixing 01 No. 12W LED lamp (2 Years warranty),with street pole bracket Complete lamp fittings (Approved makes), one gang tumbler switch with necessary wiring as per working order. incl: 1/1.13 wire PVC conduit/ bundle to service "T " connectors (Switches - ACL/Chint/Krypton/Orange) (Cable - ACL Fire Guard/Kelani/Orange/Sierra)(fittings - krypton/Polycrome/Orange) (Conduit - krypton/Polycrome) (Bulb - Orange electric DOB/DIMO ECO led/Green Eco Smart) [Switch SLS 1000. Cable SLS 733, Bulb SLS 1231](Street pole bracket with lamp fittings prime cost without VAT Rs.1,750.00)	Nr	9,100.00
EL168	Supply and fixing 50W LED Flood light (Outdoor type IP 65 Water proof)(Cool white). (Bulb - Orange electric DOB/DIMO ECO led/Green Standard) 1 Year Warrenty certificate). all complete as per the instruction.	Nr	9,100.00
EL169	Supplying & fixing single phase 16Amp 3 pin wall mounted industrial Plug & sockets (IP 65) all complete as per instruction (single Phase) (Industrial plug & socket prime cost without VAT Rs.1,850.00)	Nr	2,830.00
EL170	Supplying & fixing three phase 16Amp 5 pin wall mounted industrial Plug & sockets (IP 65) all complete as per instruction (three phase)(Industrial plug & socket prime cost without VAT Rs.2,450.00)	Nr	3,550.00
EL171	Supplying & fixing three phase 32Amp 3 pin wall mounted industrial Plug & sockets (IP 65) all complete as per instruction (single phase)(Industrial plug & socket prime cost without VAT Rs.2,250.00)	Nr	3,500.00
EL172	Supplying & fixing three phase 32Amp 5 pin wall mounted industrial Plug & sockets (IP 65) all complete as per instruction (03 phase)(Industrial plug & socket prime cost without VAT Rs.2,850.00)	Nr	4,220.00

Code	Description	Unit	Rate (LKR)
EL173	Allow for testing and commissioning of the total system to the entire satisfaction of the Engineer and submission of commissioning report by chartered Electrical Engineer for 60A three phase connection	Item	21,600.00
EL174	Allow for testing and commissioning of the total system to the entire satisfaction of the Engineer and submission of commissioning report by chartered Electrical Engineer for 100kVA Bulk connection	Item	37,800.00
EL175	Allow for testing and commissioning of the total system to the entire satisfaction of the Engineer and submission of commissioning report by chartered Electrical Engineer for 160kVA Bulk connection	Item	43,200.00
EL176	Allow for testing and commissioning of the total system to the entire satisfaction of the Engineer and submission of commissioning report by chartered Electrical Engineer for 250kVA Bulk connection	Item	48,600.00
EL177	Supply and fixing 35mm ² cu lugs. 4Nr including Color caps / using the crimping tool / connecting complete as per the instruction.	Nr	499.00
EL178	Supply and fixing 35mm ² 1 core × 4 main wire (cu/pvc/pvc) all complete as per the instruction (ACL Fire Guard/Kelani/Orange/Sierra)	m	14,200.00
EL179	Supply and fixing 1Nr ceiling fan point wiring pvc casing including 1/1.13 1mm ² 1C×2 wire/ 1/1.13 1mm ² earth wire / gang switch 1 way/ sunk box/and fixing materials all complete as per the instruction (Switch - ACL/Chint/Krypton/Orange) (Cable - ACL Fire Guard/Kelani/Orange/Sierra) (fittings - krypton/Polycrome/Orange) (Casing - krypton/Polycrome)	Nr	5,060.00
EL180	Supply and fixing concealed conduit 1Nr ceiling fan point wiring including 1/1.13 1mm ² 1C×2 wire / 1/1.13 1mm ² earth wire / 1 gang switch 1 way / sunk box / and fixing materials all complete as per the instruction (Switch - ACL/Chint/Krypton/Orange) (Cable - ACL Fire Guard/Kelani/Orange/Sierra) (fittings - krypton/Polycrome/Orange) (Conduit - krypton/Polycrome)	Nr	5,440.00
EL181	Supply and extend ceiling fan rod including,Connecting cable all complet as per the instruction Rate per 1.52m	m	1,850.00
EL183	Supply and fixing 56" ceiling fan (Usha - ATOM EX)with fan speed controller including connecting materials (Company warranty certiticate)all complete as per the instruction.	Nr	10,500.00
EL184	Supply and fixing 56"KDK Alumuum blade ceiling fan with fan speed controller including connecting materials (Make KDK Aluminium blade ceiling fan Model No White Y56RC SLS Company warranty certiticate)all Complete as per the instruction(Y56RC)	Nr	18,350.00

Code	Description	Unit	Rate (LKR)
EL185	Supply and fixing 32A 4p MCB and metal enclosure.including 32A 4p MCB / metalbox (WCP/BF "N"Bus bar (copper tape) and internal wiring materials with assembling all complete as per the instruction (Schneider / orange industry 10KA/Chint NB 7/EB/SIMENS 5SL6 Betagard)	Nr	28,600.00
EL186	Supply and fixing Metal enclosure including cover plate and base plate (300×300×150) / 4P MBC mounted all complente as per the instruction	Nr	16,050.00
EL187	Supply and fixing I phase SPD Unit including ABC 100 box (polychrome) 2p 280 VAC 20KA 40KA SPD (Plugging version) assembling and all complete as per the instruction (SPD - Schneider EASY 09)	Nr	21,900.00
EL188	Supply and fixing 40A 2pole 300mA RCCB all Complete as per the instruction (Schneider/Orange industrial 10KA/ Chint NL1/SIMENS 5SV5)	Nr	12,150.00
EL189	Supply and fixing 10W LED Flood light (out door type IP 65 water proof) (Bulb - Orange electric DOB/DIMO ECO led/Green Standard) 2 year warranty all complete as per the instruction	Nr	4,190.00
EL190	Supply and fixing 30w LED Flood light (D/L) (Out door type Ip 65 water proof) (Bulb - Orange electric DOB/DIMO ECO led/Green Standard) 2 year warranty all complete as per the instruction.	Nr	6,200.00
EL191	Supply and fixing 100w LED Flood light (Out door type Ip 65 water proof) (Bulb - Orange electric DOB/DIMO ECO led/Green Standard) (D/L) 2 year warranty certificate all complete as per the instruction.	Nr	12,900.00
EL192	Supply and fixing 20w LED Flood light (D/L) (Out door type Ip 65 water proof) (Bulb - Orange electric DOB/DIMO ECO led/Green Standard) 2 year warranty all complete as per the instruction.	Nr	4,930.00
EL193	Supply and fixing service Dead end clamp with pole bracket all complete as per the instruction	Nr	2,120.00